

---

1985-86



YEAR IN REVIEW

---

TABLE OF CONTENTS

The **YEAR IN REVIEW** is designed to compile the results of the tournaments and activities of the high schools of Idaho and the financial audit for 1985-86. Activities have grown to the point where a separate publication is necessary to give the proper coverage to all the events. This is the first edition and it is hoped that future editions will be mailed to schools either during the summer or the beginning of the school year for the previous **YEAR IN REVIEW**.


We would appreciate your comments and suggestions and are particularly interested in any corrections or additions to the records of results which may not be complete or correct.

We hope you enjoy the **1985-86 YEAR IN REVIEW**.

# TABLE OF CONTENTS

Board of Directors	1
Office Staff	2
District Secretaries	2
Former Board of Directors Members	3
Hall of Fame	4
<b>RECORDS</b>	
Non-Athletic	
State Debate	5
State Drama	5
State Speech	5
Athletic	
State Cross Country	6
State Volleyball	7
State Football	8
State Wrestling	10
Girls State Basketball	12
Boys State Basketball	13
State Golf	16
State Tennis	17
State Track	17
Regional Baseball	22
<b>1985-86 STATE CHAMPIONS</b>	
Debate	24
Speech	25
Cross Country	26
Volleyball	28
Football	31
Wrestling	38
Girls Basketball	42
Boys Basketball	46
Track & Field	50
Golf	60
Tennis	61
<b>STATE TOURNAMENT FINANCIAL REPORTS</b>	
Volleyball	62
Girls Basketball	63
Boys Basketball	64
Wrestling	65
Track	65
Milk Bowl	65
<b>1985-86 AUDIT</b>	66

# 1985-86 State Board of Directors



**Thales Johnson**  
Pres. Dist. VI, 1987



**Jerry Esplin**  
V. Pres. District V 1985



**Robert Leonard**  
District I



**Ben Kerfoot**  
Dist. III, 1986



**Jerry Diehl**  
District IV, 1987



**Jerry Currin**  
Dist. II, 1985




**Ruby Walker**  
Athletic Coaches, 1988



**Bill Young**  
Athletic Coaches, 1987



**Bert Burda**  
Music Educators



**Gary Johnson**  
Speech Teachers, 1987



**David Hawk**  
School Trustees, 1986



**David Steadman**  
State Dept. of  
Education

## Administrative Staff



**Dick Stickle**  
Executive Director



**Myrna Johns**  
Asst. to Executive Director

## District Secretaries



**District I:**  
**Mary Rae Faraca**  
Kellogg High School



**District II:**  
**Jerry Currin**  
Clearwater Valley High  
School



**District III:**  
**Robert Haley**  
Capital High School



**District IV:**  
**Dale Thornsberry**  
Buhl High School



**District V:**  
**Dave Treasure**  
Marsh Valley High School



**District VI:**  
**Mont Bennett**  
Madison High School

# FORMER BOARD MEMBERS

## Representing Districts

1925-1933	R. H. Snyder, Idaho Falls	1951-1960	Kenneth R. Primus, Genesee
1925-1934	J. J. Rae, Caldwell	1944-1960	Homer D. Williams, Grace
1925-1927	Joel Jenifer, Lewiston	1957-1960	Albert Schultz, Glens Ferry
1927-1929	W. W. Christensen, Burley	1961-1962	Walter A. Thorgerson, Nezperce
1929-1930	Ira Tweedy, Rupert	1959-1962	Richard Frazier, Homedale
1930-1940	George Denman, Burley	1957-1962	Max Snow, St. Anthony
1933-1934	Roy Beam, Idaho Falls	1959-1963	Dallas Ator, Coeur d'Alene
1934-1946	L. C. Robinson, Sandpoint	1960-1963	Reed Brenchley, Preston
1934-1936	Elmer Wilson, St. Anthony	1960-1964	Wayne Fagg, Wendell
1936-1945	Ray Berry, Idaho Falls	1963-1966	Jay Couche, Post Falls
1940-1944	Jack Buchholz, Glens Ferry	1962-1968	George Hunt, Fruitland
1944-1945	Kenneth Howard, Caldwell	1968-1968	Don Carpenter, New Plymouth
1944-1956	W. V. Olds, Jerome	1963-1970	Tim Hayhurst, American Falls
1944-1945	M. Ray Thomas, St. Anthony	1964-1972	Earl Carlson, Burley
1945-1947	Kenneth Dean, Genesee	1968-1975	Ernie Knee, Vallivue (Caldwell)
1945-1947	Ivan Patrick, Weiser	1962-1976	William Eimers, Grangeville
1945-1947	L. L. Wolz, Rigby	1966-1977	Otto Iszler, Wallace
1946-1948	Russell Soderling, Bonners Ferry	1962-1978	Donald Hobbs, Shelley
1947-1950	Delmer Engelking, Kamiah	1972-1978	Kenneth Crothers, Shoshone
1947-1948	Kenneth Carberry, Emmett	1970-1979	Ellis Williams, Soda Springs
1948-1951	Harold Roberts, Wilder	1976-1982	David Baumgartner, Lewiston
1947-1956	Donald Merrill, Rigby	1979-1984	Dick Kugler, American Falls
1948-1959	Howard Andrews, Kellogg	1977-1986	Bob Leonard, Sandpoint
1951-1959	Harry Mills, Nampa		

## Representing Activity Groups

### Coaches of Women's Sports

1973-1976	Geraldine Critchley, American Falls
1976-1982	Beverly Martin, Caldwell

### Coaches of Men's Sports

1949-1950	Gerald Dellinger, Jerome
1950-1951	Babe Brown, Nampa
1952-1955	Francis Clark, Idaho Falls
1955-1963	Gerald Dellinger, Nampa
1963-1965	Paul Ostin, Twin Falls
1965-1980	Lloyd Schiller, Mtn. Home

### Music Educators

1949-1950	Jack Snodgrass, Caldwell
1951-1952	Fred Haruda, Emmett
1953-1956	Donald Auperlie, Idaho Falls
1957-1960	Richard C. Smith, Twin Falls
1960-1963	Wesley Baker, Montpelier
1963-1970	Henry Von der Heide, Boise
1970-1973	Keith Farris, Minico (Rupert)
1973-1977	Ron Kofoed, Filer
1977-1984	Alan Hale, Minico (Rupert)

### Former Executive Secretaries

1926-1928	J. J. Rae, Caldwell
1928-1935	John Hillman, Boise
1936-1965	E. F. Grider, Boise
1965-1975	Homer D. Williams, Boise

### Speech Arts Teachers

1949-1951	Cornelia Holmes, Wilder
1951-1952	Lucille Parsons, Emmett
1952-1953	Lumir Gerner, Boise
1953-1954	Jack Bosell, Kellogg
1954-1955	Sherman Black, Rupert
1956-1958	Elizabeth Williams, Meridian
1959-1961	C. Harvey Pitman, Boise
1962-1965	Richard Bender, Borah (Boise)
1965-1967	Stowell Johnstone, Moscow
1968-1974	Richard Bender, Borah (Boise)
1974-1977	Jerry Jilek, Capital (Boise)
1977-1984	Linda Elliott, Meridian

### School Trustees Association

1964-1965	Robert E. Mason, Boise
1965-1967	Norman Cole, Kuna
1967-1971	Woodrow C. Fitch, Grangeville
1971-1975	Richard Hansen, Lakeland (Rathdrum)
1975-1978	Dr. Fred Tingey, Idaho Falls
1978-1980	W. C. Fitch, Grangeville
1980-1983	Earl Marks, Meridian

### State Department of Education

1967-1980	Francis Rist
1980-1982	Ernie Knee
1982-1983	Rick Kearns

# HALL OF FAME

## 1986 Inductees

Jim Guy

Harvie "Slug" Walker

Babe Caccia

### 1980

Homer Williams  
Helen Grider

### 1982

Clyde L. Popplewell  
Charles Gill  
John Evans

### 1984

Bill Eimers  
Enid Hooban  
Wayne Nielsen  
Henry "Hank" Powers

### 1981

J. Ross Woods  
Onan Mecham  
Ernest Craner  
Jerry Dellinger

### 1983

Floyd Bowers  
Carl "Cotton" Barlow  
Jeff Wilson

### 1985

George Hunt  
Dr. Ron Runyan  
Ernie Knee  
Ray Turner  
Elmer Jordan

## IHSAA DISTINGUISHED SERVICE AWARDS

1982	District I	Mike LaManna	1985	District I	Dave Morehouse
	District III	Al Henderson		District II	Wilbur "Monk" Montgomery
	District III	Dan Warfield		District III	Jim Nally
	District V	Wayne Nielsen		District III	Dr. Bill & Phyllis Bowman
	District V	Ellis Williams		District IV	Gordon Brown
	District VI	Don Hobbs		District V	Ray Stephens
1983	District III	Robert McConnaha		District V	Harold Phillips
	District III	Bob Hooker		District VI	Reed Berrett
	District V	Gaylen Harris		District VI	Tom Kershaw
	District V	Con Bertin	1986	District II	Dwight Church
	District VI	Alvin Dalley		District III	Buck Schiller
	District VI	Dow Dean		District III	Bill Wigle
1984	District I	Otto Iszler		District IV	Gene Gibbons
	District II	Ernie Snider		District IV	Bob Matthews
	District III	Bill Everts		District V	Don Parkin
	District III	Gus Urresti		District V	Fred Aguire
	District IV	Frank Charlton		District V	Mose Wetsel
	District IV	Del Slaughter			
	District V	Karl Ferrin			
	District VI	Richard Bigelow			

## DICK FLEISCHMANN MEMORIAL AWARD

1986 Tim Hayhurst

## WES LOWE MEMORIAL AWARD

1986 Bill Berg

## NATIONAL FEDERATION DISTINGUISHED SERVICE AWARD

1983	Bill English	1984	Frank Uriguen
	Hugh Brady		Ernie Craner
	John Evans	1985	Bob Martin

# RECORDS

## NON ATHLETIC ACTIVITIES

### STATE DEBATE WINNERS

1932 Blackfoot	1937 Twin Falls/Lewiston	1943 Burley, Madison,	1947 Twin Falls
1933 Caldwell	1938 Lewiston	Sugar-Salem	1948 Burley
1934 Caldwell	1939 Caldwell	1944 Burley	1949 Sugar-Salem
1935 Twin Falls	1940 Boise/Caldwell	1945 Lava Hot Springs	1950 Blackfoot
1936 Blackfoot (South)	1941 Caldwell	1946 Madison (Rexburg)	1951 Blackfoot
Bonnars Ferry (No.)	1942 Emmett		

#### CLASS A

1952 Open Nampa	1967 Open Butte Co.
Girls Kellogg	Girls Minico
1953 Open Madison	1968 Open Skyline
Girls Kellogg & Madison	Girls Coeur d'Alene
1954 Open Nampa, Idaho Falls, Blackfoot	1969 Open Idaho Falls
Girls Blackfoot	Girls Capital
1955 Open Blackfoot	1970 Open Borah
Girls Coeur d'Alene	Girls Capital
1956 Open Madison	1971 Open Capital
Girls Blackfoot	Girls Nampa
1957 Open Blackfoot	1972 Open Highland (P)
Girls Nampa	Girls Blackfoot
1958 Open Madison & Blackfoot	1973 Open Capital
Girls Nampa	Girls Blackfoot
1959 Open Blackfoot	1974 Open Highland (P)
Girls Nampa	Girls Blackfoot
1960 Open Idaho Falls	1975 Highland (P)
Girls Kellogg	Borah
1961 Open Borah	1976 Borah
Girls Payette	1977 Borah
1962 Open Blackfoot	1978 Pocatello
Girls Sandpoint	1979 Borah
1963 Open Borah	1980 Nampa
Girls Coeur d'Alene	1981 Twin Falls
1964 Open Boise	1982 Meridian
Girls Blackfoot	1983 Idaho Falls
1965 Open Coeur d'Alene	1984 Borah
Girls Rigby	1985 Twin Falls
1966 Open Borah	1986 Nampa
Girls Minico	

#### CLASS B

1952 Open Hailey	1968 Open Firth
1953 Open Hailey	Girls Kuna
1954 Open Kuna	1969 Open Kimberly
1955 Open Payette	Girls St.Gertrudes
1956 Open Payette	1970 Open Sugar-Salem
1957 Open Snake River, Payette, McCall	Girls Valley
Girls Snake River	1971 Open Valley
1958 Open McCall-Donn., Snake River	Girls Kimberly
Girls McCall-Donn., Payette	1972 Open Kimberly
1959 Open Kimberly	Girls Prairie
Girls Snake River	1973 Open No.Fremont
1960 Open Declo	Girls Sugar-Salem
Girls Declo	1974 Open Butte Co.
1961 Open Declo	Girls No.Fremont
Girls Grangeville	1975 Open GlennsFerry
1962 Open Kimberly	Girls GlennsFerry
Girls Melba	1976 Amer. Falls
1963 Open Kimberly	1977 Jerome
Girls Melba	1978 Butte Co.
1964 Open Kimberly	1979 Weiser
Girls Kimberly	1980 Weiser
1965 Open Firth	1981 Madison
Girls Butte County	1982 Butte Co.
1966 Open Firth	1983 Madison
Girls Butte County	1984 Weiser
1967 Open Valley	1985 Weiser
Girls Firth	1986 Weiser

### OVERALL CHAMPIONSHIP TROPHY

#### DEBATE

#### DRAMA

#### SPEECH

Class A	Class B	
1980 Nampa	1980 Vallivue	1979 Capital
1981 Twin Falls	1981 Weiser	1980 Highland
1982 Meridian	1982 Weiser	1981 Capital, Orofino
1983 Idaho Falls	1983 Weiser	1982 Madison
		1980 Nampa
		1981 Nampa
		1982 Meridian
		1983 Meridian



# RECORDS

## ATHLETIC ACTIVITIES

### State Cross Country Winners

#### Team Champions

1965	Capital (Boise)	Ron McNeley
1966	Nampa	Buck MacGillivray
1967	Nampa	Buck MacGillivray

#### Boys Class A

1968	Nampa	Buck MacGillivray
1969	Nampa	Buck MacGillivray
1970	Twin Falls	Jerry Kleinkopf
1971	Twin Falls	Jerry Kleinkopf
1972	Blackfoot	Zane Abbott
1973	Blackfoot	Zane Abbott
1974	Blackfoot	Zane Abbott
1975	Blackfoot	Zane Abbott
1976	Twin Falls	Jerry Kleinkopf
1977	Capital (Boise)	Terry Cantrell
1978	Nampa	Gary Tipton
1979	Borah (Boise)	Bob Firman
1980	Pocatello	Mike Mayfield
1981	Highland (Pocatello)	Bob Conley
1982	Highland (Pocatello)	Bob Conley
1983	Highland (Pocatello)	Bob Conley
1984	Highland (Pocatello)	Bob Conley
1985	Highland (Pocatello)	Bob Conley

#### Boys Class B

1968	Wood River (Hailey)	Bob Shay
1969	Jerome	Tim Dunne
1970	Jerome	Tim Dunne
1971	Wood River (Hailey)	Bob Shay
1972	Wood River (Hailey)	Bob Shay
1973	Jerome	Tim Dunne
1974	Jerome	Tim Dunne
	(perfect score - 15)	
1975	Jerome	Tim Dunne
1976	Jerome	Tim Dunne
1977	Jerome	Tim Dunne
1978	Jerome	Tim Dunne
1979	Jerome	Tim Dunne
1980	Jerome	Tim Dunne
1981	Jerome	Tim Dunne
1982	Jerome	Tim Dunne
1983	Madison (Rexburg)	Darrell Henderson
1984	Malad	Terry Jones
1985	Bishop Kelly (Boise)	Rev. James Rodenspeil

#### Girls Class A

1974	Twin Falls	Jerry Kleinkopf
1975	Twin Falls	Jerry Kleinkopf
1976	Twin Falls	Duane Stands
1977	Twin Falls	Duane Stands
1978	Twin Falls	Duane Stands
1979	Twin Falls	Duane Stands
1980	Capital (Boise)	Terry Cantrell
1981	Twin Falls	Duane Stands
1982	Coeur d'Alene	Emmett Arndt
1983	Highland (Pocatello)	Bob Conley
1984	Borah (Boise)	Bob Firman
1985	Coeur d'Alene	Mike Dilley

#### Girls Class B

1974	Filer	J. Astorquia
	Leadore	M. Beyeler
1975	Wood River (Hailey)	Bob Shay
1976	Jerome	Leon Kytle
1977	Jerome	Leon Kytle
1978	Weiser	Jim Reed
1979	Jerome	Leon Kytle
1980	Jerome	Leon Kytle
1981	Jerome	Leon Kytle
1982	Weiser	Mike Halverson
1983	Wood River (Hailey)	Bob Shay
1984	Wood River (Hailey)	Bob Shay
1985	Kuna	Gib Floyd

#### Individual Champions

##### Boys

1965	Gary Hills	Nampa
1966	Lynn Hills	Nampa
1967	Lynn Hills	Nampa

# RECORDS

## Cross Country cont.

### Boys Class A

1968	Scott Lloyd	Idaho Falls
1969	Benny Windsor	Twin Falls
1970	Jeff Kelly	Borah (Boise)
1971	Brian Parker	Idaho Falls
1972	Mike Gregory	Blackfoot
1973	Mike Gregory	Blackfoot
1974	Dave Draper	Blackfoot
1975	Rick Murray	Twin Falls
1976	Rob Harker	Skyline (Id. Falls)
1977	Jay Linderborn	Borah (Boise)
1978	Mark Holmlund	Capital (Boise)
1979	Kent Newman	Pocatello
1980	Jay Ost	Pocatello
1981	Keith McNeil	Pocatello
1982	Don Nielsen	Borah (Boise)
1983	Frank Horn	Capital (Boise)
1984	Marty Stroschein	Highland
1985	Robin Card	Capital

### Boys Class B

1968	Allan Judd	Weiser
1969	Larry Hess	Jerome
1970	Randy Suter	Jerome
1971	Rick Ward	Wood River (Hailey)
1972	Monte Brothwell	Wood River (Hailey)
1973	John Hunter	Gooding State
1974	Chris Weigle	Jerome
1975	Mark Tappen	Buhl
1976	Mike Thompson	Jerome
1977	Mike Thompson	Jerome
1978	Brian Ochsner	Filer
1979	Gerry Leiningner	Jerome
1980	Larry Smithee	Kuna
1981	Robin Mein	Jerome
1982	Bob Larsen	Ririe
1983	Brad Barton	Salmon
1984	Matt Farley	Bishop Kelly (Boise)
1985	Duane West	Middleton

### Girls Class A

1974	Cindy Partridge	Moscow
1975	Brenda Falash	Twin Falls
1976	Brenda Falash	Twin Falls
1977	Brenda Falash	Twin Falls
1978	Kerrie Pinder	Idaho Falls
1979	Cindy Crow	Twin Falls
1980	Lucia Wanders	Caldwell
1981	Lucia Wanders	Caldwell
1982	Carol Bradley	Pocatello
1983	Nicolle Lowther	Highland (Pocatello)
1984	Shaun Sintay	Borah (Boise)
1985	Jenny Reese	Coeur d'Alene

### Girls Class B

1974	Beth Rupprecht	Filer
1975	Suzanne Boyle	Payette
1976	Denise Hazeltine	Weiser
1977	Olga Paz	Marsing
1978	Ellen Lyons	Bishop Kelly (Boise)
1979	Ellen Lyons	Bishop Kelly (Boise)
1980	Ana Moran	Salmon
1981	Lori Pasco	Wood River (Hailey)
1982	Maureen McGinnis	Wood River (Hailey)
1983	Michelle Skyles	Nampa Christian
1984	Laura Jensen	Jerome
1985	Karen Packham	Kuna

## State Volleyball Winners

### Class A Championship

1976	Snake River (Blackfoot)	Jan Goodwin
1977	Wood River (Hailey)	David Neumann
1978	Wood River (Hailey)	David Neumann
1979	Skyline (Idaho Falls)	Donna Rosen
1980	Sandpoint	Pam Parks

### A-1 Championship

1981	Meridian	Hugo Jacobsmeyer
1982	Sandpoint	Irene Matlock
1983	Sandpoint	Irene Matlock
1984	Sandpoint	Irene Matlock
1985	Sandpoint	Irene Matlock

### Class B Championship

1976	McCall-Donnelly	Elsie Krause
1977	Hagerman	Aggie Brailsford
1978	Filer	Julie Astorquia
1979	Gooding	Joleen Toone
1980	Homedale	Sharon Frost

### A-2 Championship

1981	Preston	Launa Moser
1982	Sr. Maries	Mitch Santos
1983	Preston	Launa Moser
1984	St. Maries	Mitch Santos
1985	St. Maries	Mitch Santos

# RECORDS

## Volleyball cont.

### A-3 Championship

1981	Gooding	Joleen Toone
1982	Malad	Roslyn Brimhall
1983	Malad	Roslyn Brimhall
1984	Malad	Roslyn Brimhall
1985	Malad	Roslyn Brimhall

### A-4 Championship

1981	Hagerman	Aggie Brailsford
1982	Cambridge	Jon Hussman
1983	Troy	Lorry Stensland
1984	Ketchum-Sun Valley	Nancy Parsons
1985	Clark Fork	Sandy Ross

## State Football Winners

### A-1 Championship Division I

1979	Borah (Boise)	De Pankratz
1980	Boise	Jim Carberry
1981	Borah (Boise)	De Pankratz
1982	Coeur d'Alene	Herb Criner
1983	Capital	Tom Swindell
1984	Highland	Dirk Koetter
1985	Coeur d'Alene	Jim Clements

### A-1 Championship Division II

1984	Nampa	Rocky Patchin
1985	Skyline	Mahlon Rasmuson

### A-2 Championship

1978	Buhl	Greg Smith
1979	Vallivue (Caldwell)	Bill Young
1980	Madison (Rexburg)	Preston Haley
1981	Moscow	Eric Bjorkman
1982	Madison	Preston Haley
1983	Madison	Preston Haley
1984	Madison	Preston Haley
1985	Jerome	Jon Jund

### A-3 Championship

1977	Homedale	Daryl Kellum
1978	Kamiah	Greg Drake
1979	Lapwai	Jeff Wilson
1980	West Side (Dayton)	Craig Gladwell
1981	Homedale	Daryl Kellum
1982	Homedale	Jim McMillan
1983	West Side (Dayton)	Craig Buttars
1984	Gooding	Bob Milligan
1985	Gooding	Bob Milligan

### A-4 Championship - 11 man

1981	Nampa Christian	Chuck Russell
1982	Murtaugh	Jim Anderson
1983	Mullan	John Drager
1984	Mullan	John Drager
1985	Oakley	Don Tompkins

### A-4 Championship - 8 man

1984	Council	Larry Russell
1985	Council	Larry Russell

## A-1 Football Records

(State Championship Game)

### Division I

Team	
Most Points Scored	55 Coeur d'Alene 1982
Least Pts Scored by an Opp.	0 Borah 1979
Most Yards Rushing	188 Borah 1979
	188 Coeur d'Alene 1982
Most Yards Passing	349 Coeur d'Alene 1982
	349 Highland 1984
Most Yards Gained	537 Coeur d'Alene 1982

### Division II

Team	
Most Points Scored	34 Skyline 1985
Least Pts Scored by an Opp.	0 Skyline 1985
Most Yards Rushing	215 Skyline 1985
Most Yards Passing	182 Skyline 1985
Most Yards Gained	397 Skyline 1985

# RECORDS

## A-1 Football Records cont.

Division I				Division II			
<b>Individual</b>				<b>Individual</b>			
Most Touchdowns	3	Scott Shellman Coeur d'Alene	1982	Most Touchdowns	4	Vince Bateman Skyline	1985
Longest Kickoff Return	51	Brent Standing Twin Falls	1982	Longest Kickoff Return	31	Louie Bustamante Post Falls	1985
Most Points Scored	18	Scott Shellman Coeur d'Alene	1982	Most Points Scored	24	Vince Bateman Skyline	1985
Most Yards Rushing	100	Randy Holmes Borah	1979	Most Yards Rushing	123	Vince Bateman Skyline	1985
Most Yards Passing	349	Mark Arstein Highland	1984	Most Yards Passing	182	Kurt Machen Skyline	1985
Longest Run from Scrimmage for TD	58	Randy Holmes Borah	1979	Longest Run from Scrim. for TD	41	Vince Bateman Skyline	1985
Most Yards Receiving	155	Eric Van Orden Highland	1984	Most Yards Receiving	153	Ty Morgan Skyline	1985
Longest Field Goal	34	Mark Jensen Borah	1979	Longest Field Goal	46	Chuck Ator Mtn. Home	1984

### A-2 Football Records (State Championship Game)

<b>Team</b>			
Most Points Scored	34	Vallivue	1979
Least Pts Scored by an Opp.	0	Madison	1984
Most Yards Rushing	266	Vallivue	1979
Most Yards Passing	264	Jerome	1985
Total Yards Gained	486	Vallivue	1979
<b>Individual</b>			
Most Touchdowns	3	Mark Schaal Buhl	1978
	3	Tracy Black Jerome	1985
Longest Kickoff Return	66	Randy Siddoway Madison	1983
Most Points Scored	18	Mark Schaal Buhl	1978
	18	Tracy Black Jerome	1985
Most Yards Rushing	146	Rich Pickett Vallivue	1979
Most Yards Passing	264	Joel Jund Jerome	1985
Longest Run from Scrim. for TD	65	Bruce Walden Buhl	1978
Most Yards Receiving	128	Randy Wadsworth Madison	1984
	128	Torrey Sheets Jerome	1985
Longest Field Goal	40	Martin Fexby Jerome	1985

### A-3 Football Records (State Championship Game)

<b>Team</b>			
Most Points Scored	42	Homedale	1981
Least Pts Scored by an Opp.	0	Lapwai	1979
	0	West Side	1980
	0	Homedale	1982
Most Yards Rushing	363	Homedale	1977
Most Yards Passing	375	Gooding	1985
Total Yards Gained	457	Gooding	1985
<b>Individual</b>			
Most Touchdowns	4	Randy Deshazer Homedale	1981
Longest Kickoff Return	82	Brett Tolmie Homedale	1977
Most Points Scored	24	Randy Deshazer Homedale	1981
Most Yards Rushing	305	Phil Maupin Homedale	1977
Most Yards Passing	375	Todd Simis Gooding	1985
Longest Run from Scrim for TD	73	Phil Christiansen Aberdeen	1978
Most Yards Receiving	137	Pyne Jorgensen West Side	1983
Longest Field Goal	29	Darren Krzesnik Homedale	1982

# RECORDS

## A-4 Football Records -11 Man (State Championship Game)

<b>Team</b>			
Most Points Scored	42	Oakley	1985
Least Pts Scored by an Opp.	0	Murtaugh	1982
Most Yards Rushing	326	Nampa Christian	1981
Most Yards Passing	217	Mullan	1981
Total Yards Gained	428	Mullan	1984
<b>Individual</b>			
Most Touchdowns	4	Sander Elquist Oakley	1985
Longest Kickoff Return	33	Mike Alexander Mullan	1984
Most Points Scored	24	Sander Elquist Oakley	1985
Most Yards Rushing	162	Ronnie Jacobson Mullan	1984
Most Yards Passing	217	Jeff Foster Mullan	1981
Longest Run from Scrim. for TD	31	Brad Mausling Nampa Christian	1981
Most Yards Receiving	168	Eddie Newell Mullan	1981
Longest Field Goal	None		

## A-4 Football Records - 8 Man (State Championship Game)

<b>Team</b>			
Most Points Scored	55	Council	1984
Least Pts Scored by an Opp.	0	Council	1985
Most Yards Rushing	238	Shoshone	1984
Most Yards Passing	169	Council	1984
Total Yards Gained	304	Council	1984
<b>Individual</b>			
Most Touchdowns	4	Dean Rosengrant Council	1984
Longest Kickoff Return	85	Matt Jenkins Council	1984
Most Points Scored	24	Dean Rosengrant Council	1984
Most Yards Rushing	110	Matt Jenkins Council	1984
Most Yards Passing	150	Jamie Fry Council	1984
Longest Run from Scrim. for TD	59	Alan Sizemore Shoshone	1984
Most Yards Receiving	114	Marc Modersitzki North Gem	1985
Longest Field Goal	None		

## State Wrestling Winners

### One Class

1958	Boise	Bill Bowman
1959	Borah (Boise)	Al Cafferty
1960	Boise	Bill Bowman
1961	Borah (Boise)	Al Cafferty
1962	Minico (Rupert)	Bob Halverson

### Class A

1963	Boise	Bill Bowman
1964	Boise	Bill Bowman
1965	Marsh Valley (Arimo)	Cleve Morgan
1966	Marsh Valley (Arimo)	Cleve Morgan
1967	Marsh Valley (Arimo)	Cleve Morgan
1968	Pocatello	Del Wight
1969	Minico (Rupert) & Snake River	Bob Halverson Keith Williams
1970	Minico (Rupert)	Bob Halverson
1971	Snake River	Keith Williams
1972	Pocatello	Dick Fleischmann
1973	Pocatello	Dick Fleischmann
1974	Pocatello	Dick Fleischmann
1975	Jerome	Jerry James
1976	Pocatello	Jim Rackley
1977	Skyline (Idaho Falls)	Floyd Young

### Class B

1963	Grace	Lewis Lamb
1964	Teton (Driggs)	Alvin Dalley
1965	Teton (Driggs)	Alvin Dalley
1966	Teton (Driggs)	Alvin Dalley
1967	Parma	Bob Ellis
1968	Teton (Driggs)	Alvin Dalley
1969	Teton (Driggs)	Alvin Dalley
1970	Teton (Driggs)	Alvin Dalley
1971	Teton (Driggs)	Alvin Dalley
1972	Teton (Driggs)	Alvin Dalley
1973	Teton (Driggs)	Alvin Dalley
1974	Parma	Jess Eddy
1975	Salmon	Leon Hartvigson
1976	Salmon	Leon Hartvigson
1977	Teton (Driggs)	Lyn Jardine

# RECORDS

## Wrestling Cont.

### Class A-1

1978	Skyline (Idaho Falls)	Floyd Young
1979	Nampa	Rollie Lane
1980	Nampa	Rollie Lane
1981	Skyline	Floyd Young
1982	Skyline	Floyd Young
1983	Meridian	Bruce Burnett
1984	Skyline	Floyd Young
1985	Meridian	Bruce Burnett
1986	Meridian	Bruce Burnett

### Class A-2

1978	Shelley	Alan Gardner
1979	Preston	Laron Hansen
1980	Weiser	Jim Reed
1981	Rigby	Leon Clark
1982	Snake River (Blkfoot)	Keith Williams
1983	Snake River	Keith Williams
1984	Snake River	Keith Williams
1985	So. Fremont (St. Anthony)	Neil Hirschi
1986	Shelley	Scott Durfee

### Class A-3

1978	No. Fremont (Ashton)	Robt. Christensen
1979	Firth	Cordell Fullmer
1980	No. Fremont (Ashton)	Robt. Christensen
1981	Parma	Jess Eddy
1982	Teton	Alvin Dalley
1983	Teton	Richard Berry
1984	Sugar-Salem	John Berry
1985	Teton	Richard Berry
1986	Sugar-Salem	John Berry

### COACHING RECORDS

Coaching Record: Keith Williams  
Snake River H. S.  
Blackfoot, ID  
Dual Meet Record - 354 wins, 55 losses, 6 ties  
Years as Coach - 1956-1985  
Mr. Williams has the best dual match record in the nation.

Coaching Record: Alvin Dalley  
Teton High School  
Driggs, ID  
Dual Meet Record - 246 wins, 11 losses, 4 ties  
Years as coach - 1963-1982  
Mr. Dalley has the fifth best dual match record in the nation.

### A-1

Most team championships by one school - Pocatello - 5  
Most points scored in a state tourn. by team #281, Meridian - 1986

#### Individual

State Championship - 3 time winners  
Leland Adams, Boise - 1960, 1961, 1962  
Mike Young, Idaho Falls - 1960, 1961, 1962  
John Caccia, Pocatello - 1966, 1967, 1968  
Stan Armstrong, Pocatello - 1978, 1980, 1981  
Zane Jones, Skyline - 1979, 1980, 1981

#### Fastest Pin

Jeff Kloetzer, Meridian, 132 lbs. - 20 seconds, 1983

### A-2

Most team championships by one school - Snake River - 5  
Most points scored in a state tourn. by a team - 144, Preston, 1979

#### Individual

State Championship - 3 time winners:  
David Norris, Soda Springs - 1966, 1967, 1968  
Randy Jones, Snake River - 1967, 1968, 1969  
Arlin Lish, Marsh Valley - 1964, 1965, 1966  
Creed Ricks, Madison - 1978, 1979, 1980

#### State Championship - 4 time winners:

Mark Bittick, Middleton - 1968, 1969, 1970, 1971  
Mont Lish, Marsh Valley - 1964, 1965, 1966, 1967  
Cordell Anderson, Preston - 1977, 1978, 1979, 1980

#### Fastest Pin

Jeff Nazer, Vallivue, 155 lbs. - 24 seconds, 1980

### A-3

Most team championships by one school - Teton (Driggs) - 13  
Most points scored in a state tourn. by a team - 141, Teton, 1983

#### Individual

State Championship - 3 time winners:  
Alan Takahashi, Parma - 1963, 1964, 1965  
John Berry, Teton (Driggs) - 1967, 1968, 1969  
Lynn Morrison, Parma - 1968, 1969, 1970  
Matt Bake, Parma - 1974, 1975, 1976  
Rudy Rodriquez, Homedale - 1979, 1981, 1982

#### Fastest Pin

Mark Bepiate, Kootenai, 98 lbs. - 13 seconds, 1983

# RECORDS

## Girls State Basketball

		Class A	
1976	Lewiston		Jim Wicks
		Class B	
1976	Lapwai		Ferris Palsano
		Class A-1	
1977	Capital (Boise)		Barbara Johnson
1978	Boise		Elaine Elliott
1979	Borah (Boise)		Laurie Burke
1980	Meridian		Emery Roy
1981	Meridian		Emery Roy
1982	Meridian		Emery Roy
1983	Meridian		Emery Roy
1984	Coeur d'Alene		Dave Fealko
1985	Highland (Pocatello)		Randy Rehrer
1986	Highland (Pocatello)		Randy Rehrer
		Class A-2	
1977	Grangeville		Marie Appel
1978	Kuna		Barbara Eisenbarth
1979	Grangeville		Jan Solberg
1980	Madison (Rexburg)		Ann McLaughlin
1981	Moscow		J. Barrett, W. Shol
1982	Moscow		J. Barrett, W. Shol
1983	Post Falls		Ron Worley
1984	Madison (Rexburg)		Gary Parkinson
1985	Madison (Rexburg)		Gary Parkinson
1986	Preston		Jean Paskins
		Class A-3	
1977	Prairie (Cottonwood)		Art Dorval
1978	Prairie (Cottonwood)		Art Dorval
1979	McCall-Donnelly		Evelyn Hartley
1980	Homedale		Dean Vance
1981	Prairie (Cottonwood)		Don Huffman
1982	Prairie (Cottonwood)		Don Huffman
1983	Grace		Ray Yamauchi
1984	Kimberly		Terry Dowd
1985	Timberline		Kyra Rolstad
1986	Grace		Keith Bitton
		Class A-4	
1977	Salmon River		Marilyn Bagley
1978	Highland (Craigmont)		David Snodgrass
1979	Richfield		James Thomas
1980	Kootenai		Karla Merrill
1981	Kootenai		Karla Merrill
1982	Midvale		Dan Warfield
1983	Kendrick		Jay Henderson
1984	Cambridge		Tracy Anderson
1985	Highland (Craigmont)		Dave Snodgrass
1986	Shoshone		Ed Sandy

		Class A-1
		Team
		Most total team points scored in one game: Nampa, 71 - 1980
		Team scoring most points in tournament: Coeur d'Alene, 177 (3 games) - 1984 Lewiston, 177 (3 games) 1986
		Highest point average by a team in tournament: Coeur d'Alene, 59 - 1984 Lewiston, 59 - 1986
		Least number of points scored by an opponent: Sandpoint, 22 - 1983
		Individual
		Most points scored in one game: Cunningham, Capital, 30 - 1982 Slocum, Boise, 30 - 1986
		Most field goals scored in one game: Spaulding, Meridian, 14 - 1982
		Most free throws scored in one game: Labrum, Nampa, 12 - 1980 Kane, Idaho Falls, 12 - 1986
		Most points scored in tournament: Spaulding, Meridian, 68 - 1982
		Most field goals scored in tournament: Spaulding, Meridian, 31 - 1982
		Most free throws scored in tournament: Hedberg, Meridian, 22 - 1984
		Highest average points per game: Slocum, Boise, 25.5 - 1986
		Class A-2
		Team
		Most total team points scored in one game: Shelley, 74 - 1986
		Team scoring most points in tournament: Moscow, 183 (3 games) - 1981
		Highest point average by a team in tournament: Moscow, 61 - 1981
		Least number of points scored by an opponent: Grangeville, 19 - 1979
		Individual
		Most points scored in one game: Lloyd, Moscow, 34 - 1983
		Most field goals scored in one game: Thompson, Moscow, 15 - 1986
		Most free throws scored in one game: Karnes, Bonners Ferry, 14 - 1983
		Most points scored in tournament: Thompson, Moscow, 76 - 1986
		Most field goals scored in tournament: Thompson, Moscow, 33 - 1986
		Most free throws scored in tournament: Karnes, Bonners Ferry, 25 - 1983
		Highest average points per game: Thompson, Moscow, 25.3 (3 games) - 1986

# RECORDS

## Girls Basketball cont.

### Class A-3

#### Team

Most team points scored in one game:  
Fruitland, 86 - 1986

Team scoring most points in tournament:  
Prairie, 199 (3 games) - 1978

Highest points average by a team in tournament:  
Prairie, 66.3 - 1978

#### Individual

Most points scored in one game:  
Locke, Fruitland, 39 - 1986

Most field goals scored in one game:  
Locke, Fruitland, 17 - 1986

Most free throws scored in one game:  
Uranga, Homedale, 21 - 1981

Most points scored in tournament:  
Uranga, Homedale, 101 (3 games) - 1981

Most field goals scored in tournament:  
Vallem, Kendrick, 32 - 1981

Most free throws scored in tournament:  
Uranga, Homedale, 45 - 1981

Highest average points per game:  
Uranga, Homedale, 33.7 - 1981

### Class A-4

#### Team

Most team points scored in one game:  
Kootenai, 72 - 1980

Team scoring most points in tournament:  
Kootenai, 175 (3 games) - 1980

Highest point average by a team in tournament:  
Kootenai, 58.3 - 1980

Least number of points scored by an opponent:  
Salmon River, 9 - 1977

#### Individual

Most points scored in one game:  
Damiano, Kootenai, 40 - 1980

Most field goals scored in one game:  
Damiano, Kootenai, 17 - 1980

Most free throws scored in one game:  
Jessup, Midvale, 12 - 1979

Most points scored in tournament:  
Damiano, Kootenai, 95 (3 games) - 1980

Most field goals scored in tournament:  
Damiano, Kootenai, 38 - 1980

Most free throws scored in tournament:  
Damiano, Kootenai, 19 - 1980

Highest average points per game:  
Damiano, Kootenai, 31.7 - 1980

## Boys State Basketball Winners

### 1917 - 1937 (only one class)

1917	Moscow	Angus Werrell
1918	Moscow	Angus Werrell
1919	Moscow	Will E. Willie
1920	Moscow	Will E. Willie
1921	Teton (Driggs)	Clint Luke
1922	Weston	Ivan Decker
1923	Moscow	Ben Comrada
1924	Boise	Loren Basler
1925	Rupert	Drexler
1926	Lewiston	Babe Brown
1927	Pocatello	Rich Fox
1928	Coeur d'Alene	Harold Telford
1929	Pocatello	Ed Godfrey
1930	Madison (Rexburg)	Lowell Biddulph
1931	Idaho Falls	Art Barringer
1932	Idaho Falls	Art Barringer
1933	Moscow	Gale Mix
1934	Moscow	Gale Mix
1935	Burley	Ken Barret
1936	Pocatello	Rip Gledhill
1937	Idaho Falls (forfeit, Wallace - runner up)	

### 1938-1957 (Class A and Class B)

#### Class A

1938	Boise	Darwin Burgher
1939	Blackfoot	Addie Martindale
1940	Emmett	Walt Carte
1941	Burley	Rulon Budge
1942	Pocatello	Rip Gledhill
1943	Lewiston - North	Steve Belko
	Nampa - South	Jerry Dellinger
1944	Coeur d'Alene/	
	Lewiston /Moscow (tied)	
1945	Coeur d'Alene - North	Marcus Cook
	Idaho Falls - South	J. A. (Cat) Thompson
1946	Preston	Bob Bunker
1947	Boise	Bob Gibb
1948	Lewiston	Wes Lathen
1949	Coeur d'Alene	Elmer Jordan
1950	Nampa	Babe Brown
1951	Idaho Falls	Francis Clark
1952	Idaho Falls	Francis Clark
1953	Idaho Falls	Francis Clark
1954	Madison (Rexburg)	Norm Holman
1955	Kellogg	Ed Heimstra
1956	Kellogg	Ed Heimstra
1957	Pocatello	John Evans



# RECORDS

## Boys Basketball cont.

1938-1957 (Class A and Class B)

### Class B

1938	Iona	Mark J. Reeve
1939	Downey	Will Clegg
1940	Weston	Onan Mecham
1941	Shoshone	L. T. Dolphin
1942	Spirit Lake	Jack Newell
1943	Craigmont - North	Bill English
	Soda Springs - South	Bill Durrant
1944	Kendrick - North	Ross Armitage
	Aberdeen - South	Mike Stipac
1945	Kendrick - North	Ross Armitage
	Glenns Ferry - South	Gene Cooper
1946	American Falls	Ron Pierson
1947	Kendrick	Ross Armitage
1948	American Falls	Ron Pierson
1949	Orofino	Wilbur Montgomery
1950	Orofino	Wilbur Montgomery
1951	Genesee	Garold Hammond
1952	Kimberly	George Keil
1953	Aberdeen	Chris Leston
1954	North Marsh	William Matthews
1955	Grace	Wayne Nelson
1956	Lapwai	Harley Williams
1957	North Gem (Bancroft)	Tom Bell

1964-1986 (Class A-1, A-2, A-3, A-4)

### Class A-1

1964	Kellogg	Don Haynes
1965	Borah (Boise)	Murray Satterfield
1966	Borah (Boise)	Terry Conley
1967	Caldwell	Sam Willard
1968	Capital (Boise)	Dick Hartley
1969	Pocatello	Bill Emerson
1970	Highland (Pocatello)	Ron Kress
1971	Skyline (Idaho Falls)	Charley Bills
1972	Moscow	Greg Hordemann
1973	Coeur d'Alene	Dean Lundblad
1974	Twin Falls	Don Haynes
1975	Capital (Boise)	Charles Henry
1976	Capital	Charles Henry
1977	Capital	Charles Henry
1978	Capital	Charles Henry
1979	Meridian	Don Haynes
1980	Boise	Greg Hordemann
1981	Highland (Pocatello)	Ron Kress
1982	Borah (Boise)	Kirk Williams
1983	Meridian	Don Haynes
1984	Borah (Boise)	Kirk Williams
1985	Borah (Boise)	Kirk Williams
1986	Boise	Greg Hordemann

1958-1963 (Class A, AA, AAA)

### Class A

1958	Snake River	Charley Bills
1959	Kellogg	Ed Hiemstra
1960	Idaho Falls	Charley Bills
1961	Idaho Falls	Charley Bills
1962	Pocatello	Byron Toone
1963	Coeur d'Alene	Elmer Jordan

### Class AA

1958	Wendell	Murray Satterfield
1959	Grace	Dick Motta
1960	St. Maries	Jim Muscat
1961	North Gem (Bancroft)	Tom Bell
1962	Sugar-Salem	Glenn Dalling
1963	Post Falls	C. W. Totten

### Class AAA

1958	Troy	Glen McKie
1959	Kendrick	Dennis Racicot
1960	Troy	Glen McKie
1961	Weippe	Mel Ruark
1962	Oakley	Gerald Harding
1963	Troy	Glen McKie

### Class A-2

1964	Salmon	Dean Stokes
1965	Emmett	Ray Mullins
1966	Gooding	Delbert Bleazard
1967	Soda Springs	George Birger
1968	Preston	Ivan Davis
1969	Snake River	Nolan Mecham
1970	Shelley	Newell Sargent
1971	Gooding	James Thacker
1972	Gooding	James Thacker
1973	Aberdeen	Verlyn Hoagland
1974	Grangeville	Al Arnzen
1975	Luhl	Jerry Koester
1976	Vallivue (Caldwell)	Jack Jones
1977	Rigby	Elliott Anderson
1978	Rigby	Elliott Anderson
1979	Buhl	Terry Adolfsen
1980	Moscow	Rick Sweeney
1981	Madison (Rexburg)	Jerry Grover
1982	Rigby	Elliott Anderson
1983	Rigby	Elliott Anderson
1984	Rigby	Elliott Anderson
1985	Snake River (Blackfoot)	Dale Shelley
1986	Rigby	Elliott Anderson

# RECORDS

## Boys Basketball cont.

### Class A-3

1964	Post Falls	C. W. Totten
1965	Middleton	Sam Willard
1966	Teton (Driggs)	Lester Wade
1967	IHM Academy (Cd'A)	E. Bayle
1968	IHM Academy (Cd'A)	E. Bayle
1969	Homedale	Darryl Kellum
1970	Wendell	Ed Otton
1971	Genesee	Oswald Kanikkeberg
1972	Timberline (Weippe)	Fred Durham
1973	Sugar-Salem	Ken Fillmore
1974	West Jefferson	Jon Wilson
1975	Teton (Driggs)	Lester Wade
1976	Teton (Driggs)	Lester Wade
1977	Teton (Driggs)	Lester Wade
1978	West Side (Dayton)	Kohn Smith
1979	West Side (Dayton)	Kohn Smith
1980	Fruitland	Mike Knee
1981	Glenns Ferry	Gordon Brown
1982	Prairie	Alan Feigenhauer
1983	Butte (Arco)	Barry Barg
1984	Lapwai	Darryl Moulten
1985	Malad	Terry Jones
1986	Gooding	Lou Anderson

### Class A-4

1964	Genesee	Oz Kanikkeberg
1965	Mullan	Norm Walker
1966	Dietrich	Harold Stroud
1967	Murtaugh	Percy Christensen
1968	Kendrick	Terry Taylor
1969	Weippe	Elmer Wessels
1970	Oakley	Gary Swan
1971	Oakley	Neil Wyatt
1972	Hagerman	Joe James
1973	Murtaugh	Richard Annala
1974	Camas County	Al Glanders
1975	Deary	Del Sheldon
1976	Raft River	Olani Wallace
1977	Oakley	Neal Wyatt
1978	Nezperce	Terry Gorton
1979	Nezperce	Terry Gorton
1980	Culdesac	Kim Hansen
1981	Mackay	Mike Marinac
1982	Greenleaf	John Ehrlich
1983	Genesee	Oz Kanikkeberg
1984	Highland	John Savage
1985	Kendrick	Brent Monroe
1986	Castleford	Rich Schurhke

## Boys Basketball Records

### Class A-1

#### Team

Most total team points scored in one game:

Coeur d'Alene, 102 - 1979

Team scoring most points intournament:

Coeur d'Alene, 240 (3 games) - 1984

Highest point average by a team in tournament:

Coeur d'Alene, 80 - 1984

Least number of points scored by an opponent:

Twin Falls, 30 - 1968

#### Individual

Most points scored in one game:

Rick Cutright, Highland, 43 - 1971

Don Holston, Highland, 43 - 1982

Most field goals scored in one game:

Mike Stewart, Caldwell, 18 - 1969

Rick Cutright, Highland, 18 - 1971

Most free throws scored in one game:

Scott Atkinson, Idaho Falls, 16 - 1969

Most points scored in tournament:

Mike Stewart, Caldwell, 106 (3 games) - 1969

Most field goals scored in tournament:

Mike Stewart, Caldwell, 45 - 1969

Most free throws scored in tournament:

Jim Boatright, Minico, 31 - 1969

Highest average points per game:

Mike Stewart, Caldwell, 35.5 - 1969

### Class A-2

#### Team

Most total team points scored in one game:

Shelley, 96 - 1970

Moscow, 96 - 1982

Team scoring most points in tournament:

Vallivue, 242 (3 games) - 1972

Highest point average by a team in tournament:

Vallivue, 80.6 - 1972

Least number of points scored by an opponent:

Rigby, 32 - 1984

#### Individual

Most points scored in one game:

Dan Roe, St. Maries, 46 - 1983

Most field goals scored in one game:

Dan Roe, St. Maries, 21 - 1983

Most free throws scored in one game:

Kendal Meier, Buhl, 18 - 1972

Most points scored in tournament:

Steve Hayes, Aberdeen, 98 (3 games) - 1973

Most field goals scored in tournament:

Ron Adamson, Gooding, 35 - 1966

Most free throws scored in tournament:

Steve Hayes, Aberdeen, 32 - 1973

Highest average points per game:

Steve Hayes, Aberdeen, 32.6 - 1973

# RECORDS

## Boys Basketball Records cont.

**Class A-3**

**Team**  
 Most total team points scored in one game:  
     Butte, 93 - 1983  
 Team scoring most points in tournament:  
     West Jefferson, 232 - 1974  
 Highest point average by a team in tournament:  
     Kimberly, 83.5 (2 games) - 1968  
 Least number of points scored by an opponent:  
     Sugar-Salem, 28 - 1967

**Individual**  
 Most points scored in one game:  
     Dan Akins, Potlatch, 52 - 1985  
 Most field goals scored in one game:  
     Dan Akins, Potlatch, 21 - 1985  
 Most free throws scored in one game:  
     Paul Pearson, Homedale, 14 - 1970  
 Most points scored in tournament:  
     Brett Daniels, Malad, 100 - 1985  
 Most field goals in tournament:  
     Brett Daniels, Malad, 44 - 1985  
 Most free throws scored in tournament:  
     Paul Pearson, Homedale, 26 - 1970  
 Highest average points per game:  
     Brett Daniels, Malad, 33.3 - 1985

**Class A-4**

**Team**  
 Most total team points scored in one game:  
     Kendrick, 100 - 1967  
 Team scoring most points in tournament:  
     Kendrick, 252 (3 games) - 1985  
 Highest point average by a team in tournament:  
     Kendrick, 85 - 1985  
 Least number of points scored by an opponent:  
     Hagerman, 26 - 1982

**Individual**  
 Most points scored in one game:  
     Johnston Plummer, 39 - 1986  
 Most field goals scored in one game:  
     Jim Lowther, Clark Fork, 17 - 1970  
 Most free throws scored in one game:  
     Gary Potter, Midvale, 14 - 1967  
     Jim Conger, Meadows Valley, 14, 1985  
 Most points scored in tournament:  
     Corey Woodhouse, Oakley, 99 - 1985  
 Most field goals in tournament:  
     Corey Woodhouse, Oakley, 39 - 1985  
 Most free throws scored in tournament:  
     Johnston Plummer, 27 - 1986  
 Highest average points per game:  
     Corey Woodhouse, Oakley, 33 - 1985

## State Golf Winners

1956	Twin Falls	Hank Powers
1957	Pocatello	
1958	Boise	
1959	Twin Falls	Hank Powers
1960	Twin Falls	Hank Powers
1961	Borah (Boise)	

1962	Pocatello	
1963	Twin Falls	Hank Powers
1964	Twin Falls	Hank Powers
1965	Borah (Boise)	
1966	Borah (Boise)	
1967	Borah (Boise)	

### Class A

1968	Idaho Falls	Kenneth Sampson
1969	Twin Falls	Reid Pfefferle
1970	Twin Falls	Reid Pfefferle
1971	Lewiston	Ron Mikkelson
1972	Twin Falls	Reid Pfefferle
1973	Twin Falls	Reid Pfefferle
1974	Capital (Boise)	Jim Luttmann
1975	Caldwell	Jim Guy
1976	Caldwell	Jim Guy
1977	Borah (Boise)	Chuck Vauk
1978	Borah (Boise)	Chuck Vauk
1979	Highland (Pocatello)	Dave Dewey
1980	Borah (Boise)	Chuck Vauk
1981	Twin Falls	Al Rohweder
1982	Highland (Pocatello)	Scott Thornley
1983	Meridian	Emery Roy
1984	Lewiston	Bob Murphey
1985	Boise	Greg Frederick
1986	Lewiston	John Murphy

### Class B

1968	Payette	George Todd
1969	Bishop Kelly (Boise)	Rev. Wilson
1970	Bishop Kelly (Boise)	Rev. Wilson
1971	Bishop Kelly (Boise)	Rev. Wilson
1972	American Falls	Norm Smith
1973	American Falls	Norm Smith
1974	American Falls	Norm Smith
1975	Buhl	Jerry Koester
1976	Middleton	Bruce Edgerton
1977	Middleton	Allen Lake
1978	American Falls	Norm Smith
1979	American Falls	Norm Smith
1980	St. Maries	Bob Marzuilli
1981	Shelley	Newell Sargent
1982	Madison (Rexburg)	Preston Haley
1983	Madison (Rexburg)	Preston Haley
1984	Weiser	Bruce Campbell
1985	Wallace	Brad Murray
1986	Middleton	Luci Asumendi

# RECORDS

## State Tennis Winners

1963	Meridian	Dale Hammond	1966	Boise	Grove Haddock
1964	Meridian	Ed Lloyd	1967	Borah	Barnard Parton
1965	Borah	Barnard Parton			

### Class A

1968	Capital (Boise)	Roger Hultstrand
1969	Boise	Grove Haddock
1970	Boise	Grove Haddock
1971	Borah (Boise)	Richard Axtell
1972	Capital (Boise)	Tom Campbell
1973	Capital (Boise)	Tom Campbell
1974	Capital (Boise)	Tom Campbell
1975	Borah/Capital	R.Axtell /T.Campbell
1976	Capital (Boise)	Tom Campbell
1977	Borah (Boise)	Tony Binder
1978	Capital (Boise)	Tom Campbell
1979	Borah (Boise)	Tony Binder
1980	Borah (Boise)	Tony Binder
1981	Capital (Boise)	Tom Campbell
1982	Nampa	Dusty Taylor
1983	Meridian	Dave Beck
1984	Borah	Pat McHugh
1985	Capital (Boise)	Tom Campbell
1986	Borah (Boise)	Paul Thomas

### Class B

1968	Parma	Fred Hultz
1969	Parma	Fred Hultz
1970	Parma/Jerome	F. Hultz/G. Loveland
1971	Parma	Fred Hultz
1972	Bishop Kelly (Boise)	Rev. Wemhoff
1973	Payette	Gary Reagan
1974	Payette	Gary Reagan
1975	Bishop Kelly	Rod Jaszkwowiak
1977	Bishop Kelly	Betty Heycke
1978	Bishop Kelly	Betty Heycke
1979	Bishop Kelly	Phil Curtis
1980	Bishop Kelly	Phil Curtis
1981	Gooding	Mike Bezzant
1982	Wood River (Hailey)	Nancy Smith
1983	Bishop Kelly	Phil Curtis
1984	Bishop Kelly	June Fitzgerald
1985	Jerome	Ken Wright
1986	Wood River (Hailey)	Nancy Smith

## State Track Winners

1918	Lewiston	Hayden	1938	Boise, American Falls	Ed Hoshaw
1919	Lewiston	Hayden		Lewiston	
1920	Lewiston	Hayden	1939	Moscow, Boise, Pocatello	Ed Hoshaw
1921	Burley		1940	Moscow, Rupert,	
1922	Burley			Idaho Falls	
1923	Boise	Redeker	1941	Moscow, Twin Falls,	
1924	Rupert			Pocatello	Hank Powers
1925	Twin Falls		1942	Moscow, Twin Falls,	
1926	Boise			Pocatello	Hank Powers
1927	Idaho Falls	R. L. Lauderdale	1943	No meet	
1928	Twin Falls	R. V. Jones	1944	No meet	
1929	Boise	Loren Basler	1945	Emmett	Elton Fairchild
1930	Wallace/Idaho Falls		1946	Weiser	Charlie Gill
1931	Boise	Loren Basler	1947	Rupert	
1932	Wallace		1948	Twin Falls	Hank Powers
1933	Caldwell		1949	Idaho Falls	Cy Adkins
1934	Troy		1950	Coeur d'Alene, Twin Falls	Hank Powers
1935	Boise		1951	Nampa	Dean Lewis
1936	Boise	Larry Wood	1952	Nampa	Dean Lewis
1937	Malad		1953	Boise	Bob Gibb
			1954	Boise	Bob Gibb

# RECORDS

## Boys State Track Winners

### Boys Class A

1955	Boise	Keith Reichert
1956	Lewiston	Wes Lathen
1957	Boise	Gene Cooper
1958	Pocatello	Byron Toone
1959	Nampa	Dean Lewis
1960	Borah (Boise)	Ed Troxel
1961	Borah	Ed Troxel
1962	Borah	Ed Troxel
1963	Borah	Ed Troxel
1964	Boise	Pat Bieter
1965	Boise	Pat Bieter
1966	Boise	Pat Bieter
1967	Idaho Falls	Jim Wagstaff
1968	Borah	Ron Arnold

### Boys Class B

1955	Declo	DeVon Anderson
1956	Kendrick	George Merrick
1957	Nezperce	Max Bradley
1958	Grace	Norman Prince
1959	Priest River	Wayne Phillips
1960	Priest River	Wayne Phillips
1961	Clearwater Valley	Don Beach
1962	Notus	M. V. Von Ruden
1963	Clearwater Valley	George Ulrich
1964	Post Falls	C. W. Totten
1965	Fruitland	Gene Crum
1966	Lapwai	Ray Phillips
1967	Parma	Bruce West
1968	Homedale	Daryl Kellum

### Boys Class A-1

1969	Borah (Boise)	Ron Arnold
1970	Twin Falls	Jerry Kleinkopf
1971	Twin Falls	Jerry Kleinkopf
1972	Twin Falls	Jerry Kleinkopf
1973	Twin Falls	Jerry Kleinkopf
1974	Capital (Boise)	Fred Corey
1975	Twin Falls	Jerry Kleinkopf
1976	Twin Falls	Jerry Kleinkopf
1977	Borah	Rich Dickson
1978	Borah	Rich Dickson
1979	Capital (Boise)	Fred Corey
1980	Capital	Fred Corey
1981	Borah	Rich Dickson
1982	Borah	Rich Dickson
1983	Borah	Rich Dickson
1984	Borah	Rich Dickson
1985	Capital	Fred Corey
1986	Meridian	Gary Gorrell

### Boys Class A-2

1969	Buhl	Hank Savage
1970	Wood River (Hailey)	Bob Shay
1971	Post Falls	Carl Wearly
1972	Wood River (Hailey)	Bob Shay
1973	Jerome	Karl Kleinkopf
1974	Jerome	Karl Kleinkopf
1975	Bonnars Ferry	Bill Hayden
1976	Bishop Kelly (Boise)	Scott Lungren
1977	Jerome	Karl Kleinkopf
1978	Buhl	Hank Savage
1979	Jerome	Tim Dunne
1980	Jerome	Tim Dunne
1981	Bishop Kelly	Mark Duncan
1982	Jerome	Tim Dunne
1983	Jerome	Tim Dunne
1984	Jerome	Tim Dunne
1985	Orofino	Tom Farley
1986	Jerome	Tim Dunne

### Boys Class A-3

1969	Wendell	Yogi Behrens
1970	Wendell	Yogi Behrens
1971	Homedale	Daryl Kellum
1972	Homedale/Wendell	Kellum/Behrens
1973	Wendell	Yogi Behrens
1974	Nampa Christian	Cecil Campbell
1975	Camas County	Mark Hansen
1976	Homedale	Daryl Kellum
1977	Fruitland	Mike Knee
1978	Homedale	Daryl Kellum
1979	Kamiah	Bob Squires
1980	Kamiah	Bob Squires
1981	Kamiah	Bob Squires
1982	Nampa Christian	Cecil Campbell
1983	Greenleaf	Gary Street
1984	Nezperce	Gary Greseth
1985	Council	Brad Heck
1986	Clearwater Valley	Jerry Currin

# RECORDS

## Girls State Track Winners

### Girls Class A

1971	Twin Falls	Leona Larson
1972	Twin Falls	Leona Larson
1973	Twin Falls	Leona Larson
1974	Emmett	James Bois
1975	Pocatello	Nancy Bealer

### Girls Class B

1971	Shoshone	Ed Sandy
1972	Butte County (Arco)	Martha Koste
1973	Post Falls	Sherie Patano
1974	Camas County	Al Glanders
1975	Filer	Julie Astorquia

### Girls Class A-1

1976	Twin Falls	Bill Ingram
1977	Borah (Boise)	Rich Dickson
1978	Twin Falls	Bill Ingram
1979	Twin Falls	Bill Ingram
1980	Twin Falls	Bill Ingram
1981	Capital (Boise)	Fred Corey
1982	Pocatello	Terry Brower
1983	Twin Falls	Jerry Kleinkopf
1984	Capital (Boise)	Fred Corey
1985	Borah	Rich Dickson
1986	Meridian	Gary Gorrell

### Girls Class A-2

1976	Weiser	Tim Schlenvogt
1977	Jerome	John Andrew
1978	Jerome	Leon Kyle
1979	Jerome	John Andrew
1980	Jerome	John Andrew
1981	Emmett	Jim Bois
1982	Jerome	John Andrew
1983	Emmett	Jim Bois
1984	Kuna	Gerry Nutt
1985	Kellogg	Mary J. Hinkemeyer
1986	Kuna	Gerry Nutt

### Girls Class A-3

1976	Melba	Joann Salisbury
1977	Prairie (Cottonwood)	Robert Gent
1978	Prairie	Doug Clark
1979	Melba	Joann Salisbury
1980	Melba	David Mangum
1981	Wendell	Yogi Behrens
1982	Kamiah	Dan Wilson
1983	Nampa Christian	Cecil Campbell
	Sugar-Salem	Robert Campbell
1984	Nampa Christian	Cecil Campbell
1985	Sugar-Salem	Robert Campbell
1986	Sugar-Salem	Nyle Garn

## Girls State Track and Field Records

### Class A-1

EVENTS	TIME/MARK	COMPETITOR	SCHOOL	YEAR
100 Meter Hurdles	14.50	Carla Jacoby	Borah	1982
300 Meter Hurdles	44.62	Charlotte Winward	Minico	1983
4 x 100 Meter Relay	48.59		Meridian	1986
4 x 200 Meter Relay	1:42.97		Borah	1986
4 x 400 Meter Relay	3:57.36		Capital	1986
Medley Relay	1:50.79		Twin Falls	1986
100 Meter Dash	12.27	Donna Swindell	Meridian	1986
200 Meter Dash	25.30	Sally Butts	Twin Falls	1982
400 Meter Dash	56.39	Kristie Bergesen	Borah	1986
800 Meter Run	2:18.19	Marianne Farris	Coeur d'Alene	1984
1600 Meter Run	5:14.00	Lucia Wanders	Caldwell	1982
3200 Meter Run	11:04.19	Shawn Sintay	Borah	1986
High Jump	5-7 1/2	Amber Welty	Twin Falls	1985
Long Jump	18-10 1/4	Macie Miller	Twin Falls	1983
Shot Put	41-3	Laurie Kuiken	Twin Falls	1980
Discus	139-7	Delilah Cavin	Mountain Home	1978

# RECORDS

## Girls Track Records cont.

### Class A-2

100 Meter Hurdles	15.20	Teffany Soper	Emmett	1982
300 Meter Hurdles	45.08	Heather Heasley	Kuna	1985
4 x 100 Meter Relay	49.74		Emmett	1984
4 x 200 Meter Relay	1:46.12		Emmett	1984
4 x 400 Meter Relay	4:05.34		Wood River	1984
Medley Relay	1:52.65		Moscow	1983
100 Meter Dash	12.31	Kara Hatch	Shelley	1983
200 Meter Dash	25.14	Lisa Bernhagen	Wood River	1984
400 Meter Dash	57.37	Tina McCombs	Kuna	1984
800 Meter Run	2:18.29	Karen Packham	Kuna	1986
1600 Meter Run	5:08.46	Ellen Lyons	Bishop Kelly	1980
3200 Meter Run	10:56.80	Ellen Lyons	Bishop Kelly	1980
High Jump	6-1	Lisa Bernhagen	Wood River	1984
Long Jump	18-8 1/2	Tina McCombs	Kuna	1983
Shot Put	14-4 1/4	Julie Heibling	Moscow	1982
Discus	143-6	Sue Smith	Post Falls	1980

### Class A-3

100 Meter Hurdles	15.27	Debbie Shenic	Nampa Christian	1986
300 Meter Hurdles	45.03	Amy Price	Sugar-Salem	1986
4 x 100 Meter Relay	50.90		Camas County	1975
4 x 200 Meter Relay	1:46.80		Fruitland	1986
4 x 400 Meter Relay	4:04.72		Sugar-Salem	1985
Medley Relay	1:52.70		Raft River	1986
100 Meter Dash	12.40	Kirsten Jensen	Kendrick	1982
200 Meter Dash	25.30	Kirsten Jensen	Kendrick	1984
400 Meter Dash	58.24	Kirsten Jensen	Kendrick	1984
800 Meter Run	2:19.19	Janet Parsell	Kamiah	1985
1600 Meter Run	5:14.21	Kim Denham	Clearwater Valley	1986
3200 Meter Run	11:08.54	Michelle Skyles	Nampa Christian	1984
High Jump	5-10	Karrie Sue Bates	Murtaugh	1979
Long Jump	18-10 1/2	Kirsten Jensen	Kendrick	1983
Shot Put	38-2 3/4	Jill Seubert	Prairie	1985
Discus	133-7	Kim Mills	Fruitland	1985
100 Meter Hurdles	14.50	Carla Jacoby	Borah	1982
300 Meter Hurdles	44.62	Charlotte Winward	Minico	1983
4 x 100 Meter Relay	48.59		Meridian	1986
4 x 200 Meter Relay	1:42.97		Borah	1986
4 x 400 Meter Relay	3:57.36		Capital	1986
Medley Relay	1:50.79		Twin Falls	1986
100 Meter Dash	12.27	Donna Swindell	Meridian	1986
200 Meter Dash	25.14	Lisa Bernhagen	Wood River	1984
400 Meter Dash	56.39	Kristie Bergesen	Borah	1986
800 Meter Run	2:18.19	Marianne Farris	Couer d'Alene	1984
1600 Meter Run	5:08.46	Ellen Lyons	Bishop Kelly	1980
3200 Meter	10:56.80	Ellen Lyons	Bishop Kelly	1980
High Jump	6-1	Lisa Bernhagen	Wood River	1984
Long Jump	18-10 1/2	Kirsten Jensen	Kendrick	1983
Shot Put	41-4 1/4	Jullie Heibling	Moscow	1982
Discus	143-6	Sue Smith	Post Falls	1980

# RECORDS

## Boys State Track and Field Records

### Class A-1

EVENTS	TIME/MARK	COMPETITOR	SCHOOL	YEAR
110 Meter High Hurdles	14.08	Darrin Harris	Capital	1985
300 Meter Int. Hurdles	37.91	Darrin Harris	Capital	1985
4 x 100 Meter Relay	42.8		Borah	1968
4 x 200 Meter Relay	1:27.85		Borah	1986
4 x 400 Meter Relay	3:20.49		Capital	1986
Medley Relay	3:34.35		Borah	1985
100 Meter Dash	10.60	Jim Waite	Meridian	1986
200 Meter Dash	21.60	Greg Harrison	Borah	1982
400 Meter Dash	48.03	Dean Sword	Nampa	1984
800 Meter Run	1:52.74	Marty Stroschein	Highland	1985
1600 Meter Run	4:15.60	Phil Wallinger	Lewiston	1982
3200 Meter Run	9:08.93	Marty Stroschein	Highland	1985
Pole Vault	15-2	Kasey Lewis	Capital	1980
High Jump	6-10	Jake Jacoby	Borah	1980
Long Jump	24-8	Jim Waite	Meridian	1985
Triple Jump	47-6	Darrin Harris	Capital	1985
Shot Put	62-6	Ken Monroe	Pocatello	1970
Discus	175-3	Doug Fisher	Lewiston	1972

### Class A-2

110 Meter H. Hurdles	14.80	John Weaver	South Fremont	1981
300 Meter Int. Hurdles	39.16	Keith Stuffle	Orofino	1986
4 x 100 Meter Relay	44.00		Middleton	1982
4 x 200 Meter Relay	1:30.9		Jerome	1986
4 x 400 Meter Relay	3:26.86		Orofino	1986
Medley Relay	3:39.26		Buhl	1986
100 Meter Dash	10.90	Frank Marchesi	Middleton	1982
200 Meter Dash	22.26	Brad Stocking	American Falls	1986
400 Meter Dash	49.01	Charles Tennent	Buhl	1986
800 Meter Run	1:57.60	Darrin Murdock	Middleton	1982
(880 Yard Run)	1:53.80	Allan Judd	Weiser	1967
1600 Meter Run	4:26.67	Duane West	Middleton	1985
3200 Meter Run	9:32.50	Rad Shirley	Madison	1981
Pole Vault	14 1/4	Bob Bruner	Emmett	1978
High Jump	6-9 1/4	Ed Rice	Bonnors Ferry	1975
Long Jump	23-0	Mark Vega	Bishop Kelly	1976
Triple Jump	47-3	Mark Vega	Bishop Kelly	1976
Shot Put	58-11 3/4	Ed Kautz	Weiser	1974
Discus	185-2	Gary Hulsey	Jerome	1984

### Class A-3

110 Meter H. Hurdles	14.79	Sheldon Rosenkrance	Mackay	1984
300 Meter Int. Hurdles	39.54	Sheldon Rosenkrance	Mackay	1984
4 x 100 Meter Relay	44.36		Nezperce	1984
4 x 200 Meter Relay	1:32.30		Glenns Ferry	1970
4 x 400 Meter Relay	3:28.2		Clearwater Valley	1986
Medley Relay	3:37.51		Clearwater Valley	1985
100 Meter Dash	10.81	Derrick Eggers	Deary	1984
200 Meter Dash	21.72	Derrick Eggers	Deary	1984
400 Meter Dash	50.28	Greg Hunt	Kamiah	1983



# RECORDS

## Boys Track cont.

### Class A-3 cont.

800 Meter Run	1:57.60	Steve Reynolds	Parma	1985
1600 Meter Run	4:30.49	Brock Hill	Malad	1986
(Mile Run)	4:25.00	Brian Ochsner	Filer	1978
3200 Meter Run	9:42.98	Jason May	Teton	1985
(2-Mile Run)	9:33.00	Steve McCauley	Gooding State	1973
Pole Vault	14-6 1/2	Greg Haylett	Homedale	1973
High Jump	16-10 1/4	Ken Anderson	Gooding	1983
Long Jump	23-3 1/2	Derrick Eggers	Deary	1983
Triple Jump	45-2 1/4	Steve Davis	Greenleaf	1983
Shot Put	59 3/4	Steve Saras	Shoshone	1975
Discus	163-2	Paul Pearson	Homedale	1971

### Over All

110 Meter H. Hurdles	14.08	Darrin Harris	Capital	1985
300 Meter Int. Hurdles	37.91	Darrin Harris	Capital	1985
4 x 100 Meter Relay	42.80		Borah	1968
4 x 200 Meter Relay	1:27.85		Borah	1986
4 x 400 Meter Relay	3:20.49		Capital	1986
Medley Relay	3:34.35		Borah	1985
100 Meter Dash	10.60	Jim Waite	Meridian	1986
200 Meter Dash	21.60	Greg Harrison	Borah	1982
400 Meter Dash	48.03	Dean Sword	Nampa	1984
800 Meter Run	1:52.74	Marty Stroschein	Highland	1985
1600 Meter Run	4:15.60	Phil Wallinger	Lewiston	1982
3200 Meter Run	9:08.93	Marty Stroschein	Highland	1985
Pole Vault	15-2	Kasey Lewis	Capital	1980
High Jump	16-10 1/4	Ken Anderson	Gooding	1983
Long Jump	24-8	Jim Waite	Meridian	1985
Triple Jump	47-6	Darrin Harris	Capital	1985
Shot Put	62-6	Ken Monroe	Pocatello	1970
Discus	185-2	Gary Hulsey	Jerome	1984

## Regional Baseball Winners

1926 - 1940	No championship determined	1953	Lewiston, Payette, and Rigby
1941	Lewiston, Nampa, and Franklin	1954	Lewiston, Payette, and Preston
1942	Lewiston (North), Burley (South)	1955	Class A - Lewiston, Nampa, and Pocatello
1943 - 1945	None		Class B - Region I, no play-off, Kuna, and North Marsh (Arimo)
1946	Boise		None
1947	Lewiston	1956 - 1957	None
1948	Payette	1958	Class A - Twin Falls,
1949	Lewiston		No play-off in Region I and III
1950	Lewiston, Nampa, and Pocatello	1959	None
1951	Lewiston, Nampa, and Pocatello	1960	Nampa, Class A - Region II
1952	Lewiston, no play-off in Regions II and III		

State Championships have never been sponsored by the IHSAA.

STATE TOURNAMENT

Year	State	Score	Year	State	Score
1985	Illinois	10-0	1986	Illinois	10-0
1987	Illinois	10-0	1988	Illinois	10-0
1989	Illinois	10-0	1990	Illinois	10-0
1991	Illinois	10-0	1992	Illinois	10-0
1993	Illinois	10-0	1994	Illinois	10-0
1995	Illinois	10-0	1996	Illinois	10-0
1997	Illinois	10-0	1998	Illinois	10-0
1999	Illinois	10-0	2000	Illinois	10-0
2001	Illinois	10-0	2002	Illinois	10-0
2003	Illinois	10-0	2004	Illinois	10-0
2005	Illinois	10-0	2006	Illinois	10-0
2007	Illinois	10-0	2008	Illinois	10-0
2009	Illinois	10-0	2010	Illinois	10-0
2011	Illinois	10-0	2012	Illinois	10-0
2013	Illinois	10-0	2014	Illinois	10-0
2015	Illinois	10-0	2016	Illinois	10-0
2017	Illinois	10-0	2018	Illinois	10-0
2019	Illinois	10-0	2020	Illinois	10-0
2021	Illinois	10-0	2022	Illinois	10-0

1985-86

State Tournament

Champions

Year	State	Score	Year	State	Score
1985	Illinois	10-0	1986	Illinois	10-0
1987	Illinois	10-0	1988	Illinois	10-0
1989	Illinois	10-0	1990	Illinois	10-0
1991	Illinois	10-0	1992	Illinois	10-0
1993	Illinois	10-0	1994	Illinois	10-0
1995	Illinois	10-0	1996	Illinois	10-0
1997	Illinois	10-0	1998	Illinois	10-0
1999	Illinois	10-0	2000	Illinois	10-0
2001	Illinois	10-0	2002	Illinois	10-0
2003	Illinois	10-0	2004	Illinois	10-0
2005	Illinois	10-0	2006	Illinois	10-0
2007	Illinois	10-0	2008	Illinois	10-0
2009	Illinois	10-0	2010	Illinois	10-0
2011	Illinois	10-0	2012	Illinois	10-0
2013	Illinois	10-0	2014	Illinois	10-0
2015	Illinois	10-0	2016	Illinois	10-0
2017	Illinois	10-0	2018	Illinois	10-0
2019	Illinois	10-0	2020	Illinois	10-0
2021	Illinois	10-0	2022	Illinois	10-0

# DEBATE

## SWEEPSTAKES - 1986 STATE TOURNAMENT

<u>Class A</u>			<u>Class B</u>		
<u>Place</u>	<u>School</u>	<u>Points</u>	<u>Place</u>	<u>School</u>	<u>Points</u>
1st	Nampa	63	1st	Weiser	102
2nd	Bonneville	62	2nd	So. Fremont	60
3rd	Coeur d'Alene	55	3rd	Wood River	48
4th	Skyline	45	4th	Wallace	47
5th	Blackfoot	42	5th	Valley	40
6th	Capital	40	6th	Jerome	36
7th	Twin Falls	36	7th	Grangeville	33
8th	Borah	35	8th	Butte	31
9th	Meridian	34	9th	Moscow	28
10th	Pocatello	32	10th	Kuna	17

### POLICY

#### Class A

1st / 2nd	Kelly Hartwell / Camille Neider	Bonneville
1st / 2nd	Brian Dille / Mark Farrow	Bonneville
3rd	Alan Hochstrasser / Cathryn Collins	Meridian
4th	Rich Wilson / Doug Dodd	Nampa
5th	Paul Stukenholtz / Michelle Gilbert	Twin Falls
5th	Susan Oliver / Brett Hamm	Blackfoot
5th	Mike Baldner / Jason Obenshain	Capital
5th	Kim Evan / Meg Golden	Skyline

#### Class B

1st	Ken Walker / Brad Fallon	Moscow
2nd	Jodi Light / Diane Adams	Weiser
3rd/4th	Jance Hawkins / Cari Queen	Weiser
3rd/4th	David Youngblood / Carrie Graham	Weiser
5th	J. T. Harris / Aaron Moore	Jerome
5th	Anthony Crane / Rhonda Christen	Wood River
5th	Scott House / Daryl Rogers	Wood River
5th	John Wray / Brian Munson	Weiser

### LINCOLN - DOUGLAS

#### Class A

1st		Coeur d'Alene
2nd	Mike McDonagh	Caldwell
3rd	Alan Robertson	Highland
4th	Mark Wescott	Caldwell
Medalist	Michelle Smith	Capital
Medalist	Steve Aubrey	Blackfoot
Medalist	Russ Carlberg	Coeur d'Alene
Medalist	Robert Russell	Coeur d'Alene

#### Class B

1st	Glen Kendall	S. Fremont
2nd	Mindy Harm	Kuna
3rd	John Pettigrew	Jerome
4th	M. Purcer	Sugar-Salem
Medalist	Gregg Murphy	S. Fremont
Medalist	John Borrowman	Butte
Medalist	Corry Schwendiman	S. Fremont
Medalist	Mike Bradshaw	Wood River

# SPEECH

## STATE SPEECH - COEUR D'ALENE

April 11,12, 1986

### Oratory

1st	Holly Hamilton	Jerome
2nd	Wendy Whitaker	Kimberly
3rd	Art Finch	Bonneville
4th	Mindy Harm	Kuna
5th	Rick Vincent	Nampa
6th	Susan Oliver	Blackfoot

### Extemporaneous

1st	Russ Carlberg	Coeur d'Alene
2nd	M. C. McDonagh	Caldwell
3rd	Kelly Hartwell	Bonneville
4th	Brian Dille	Bonneville
5th	Paul Stukenholtz	Twin Falls

### Sales

1st	Christopher Nielsen	Lakeland
2nd	Guy Stubbs	Jerome
3rd	Pat Towle	Jerome
4th	M. McDonagh	Caldwell
5th	Rob Barnes	Jerome
6th	Scott Whitney	Caldwell

### Retold Story

1st	Kim Gleason	Preston
2nd	Janice Hawkins	Weiser
3rd	Tasha Savage	Capital
4th	Carey Gavaugher	Kimberly
5th	Mandee Petersen	Blackfoot
6th	Tracy Delyea	Coeur d'Alene

### Radio

1st	Ken Walker	Moscow
2nd	John McMahon	Boise
3rd	Susan Dunn	Coeur d'Alene
4th	Lane Gneiting	Rigby
5th	Wes Powell	Jerome
6th	Leslie Evans	Skyline

### Panel Discussion

1st	Mike Rogers	Boise
2nd	Doug Sept	Pocatello
3rd	Todd Barton	Boise
4th	Scott House	Wood River
5th	Kathryn Wibbels	Meridian
6th	Brian Murtland	Nampa

### Serious Interpretation

1st	Heidi Carlson	Meridian
2nd	Ayesha Beecher	Vallivue
3rd	Amy Pack	Nampa
4th	Jenna Gline	Twin Falls
5th	Shawn Nissen	Madison

### Tall Tales

1st	Matt Babcock	Jerome
2nd	Chris Grant	Meridian
3rd	Trisha Spencer	Jerome
4th	Adam Rindfleisch	Butte

### Expository

1st	Jim Huber	Jerome
2nd	Carey Hailey	Coeur d'Alene
3rd	Erika Moore	Coeur d'Alene
4th	Allan Zoulow	Lewiston
5th	Allisen Major	Kellogg
6th	Jenna Gline	Twin Falls

### Oratorical Analysis

1st	Raylene Dodson	Jerome
2nd	Curt Crumrine	Valley
3rd	Nicole Christensen	Rigby
4th	Janet Brandt	Jerome
5th	Beth Secor	Nampa

### Humorous Interpretation

1st	Joe Olsen	Twin Falls
2nd	Sjaan Zimmerman	Jerome
3rd	Monique George	Bonneville
4th	Doug Dodd	Nampa
5th	John McMahon	Boise
6th	Tiffany Hales	Nampa

### After-Dinner

1st	Jamie Gilbert	Preston
2nd	Mikhael Baldner	Capital
3rd	Jenny Clark	Rigby
4th	Dave Farnsworth	Jerome
5th	Tamara Felton	Post Falls
6th	John Borrowman	Butte

### Impromptu

1st	Jerry Mooney	Nampa
2nd	Michelle Gilbert	Twin Falls
3rd	Brandt Coleman	Meridian
4th	Rob Russell	Coeur d'Alene
5th	John Borrowman	Butte
6th	Susan Oliver	Blackfoot

### Sweepstakes

1st	Jerome	18 points
2nd	Coeur d'Alene	7 points
3rd	Preston	6 points
3rd	Boise	6 points
3rd	Meridian	6 points

# CROSS COUNTRY

## State Cross Country Meet October 26, 1985 Jerome Golf Course

### Team Results

Class A Girls			Class A Boys		
1	Coeur d'Alene	54	1	Highland	93
2	Borah	62	2	Meridian	97
3	Meridian	84	3	Lewiston	101
4	Highland	99	4	Idaho Falls	102
5	Boise	135	5	Borah	111
6	Twin Falls	140	6	Pocatello	143
7	Madison	172	7	Capital	168
8	Idaho Falls	212	8	Boise	170
9	Sandpoint	228	9	Coeur d'Alene	224*
			10	Madison	224*
			11	Skyline	253
Class B Girls			Class B Boys		
1	Kuna	48	1	Bishop Kelly	104
2	Emmett	68	2	Jerome	105
3	Challis	70	3	Moscow	110
4	Jerome	76	4	Weiser	114
5	Moscow	100	5	Salmon	119
6	Marsh Valley	148	6	Kuna	127
7	Malad	149	7	Vallivue	157
			8	Bonnors Ferry	168
			9	Malad	181
			10	Preston	210
			11	Wood River	270
			12	Rigby	316

\*Coeur d'Alene placed 9th by virtue of a higher finish of the 6th place boy than Madison

### Individual Results

Class A Girls				Class A Boys			
1.	Jenny Reese	Coeur d'Alene	10 19:03.9	1.	Robin Card	Capital	12 16:13.7
2.	Shaun Sintay	Borah	12 19:04.1	2.	Kaid McKay	Lewiston	12 16:42.7
3.	Erin Porter	Highland	10 19:54.9	3.	Rob Rene	Highland	12 16:45.1
4.	Holly Medlin	Boise	12 20:10.8	4.	Andy Swanson	Borah	11 16:45.8
5.	Valerie Vale	Meridian	12 20:21.8	5.	Lane Packwood	Borah	12 16:47.8
6.	Lila Litts	Borah	11 20:30.8	6.	Brett Plummer	Capital	12 17:00.8
7.	Hilary Blake	Coeur d'Alene	9 20:40.5	7.	Dan Russell	Idaho Falls	17:02.9
8.	Jenny Hannah	Twin Falls	10 20:51.5	8.	Travis Guse	Idaho Falls	17:06.0
9.	Heidi Beebe	Boise	11 20:55.4	9.	Kevin Butler	Mtn. Home	17:07.5
10.	Lauri Peters	Meridian	12 21:04.6	10.	Danny Scott	Lewiston	12 17:08.1
11.	Winda Beneditti	Idaho Falls	9 21:05.7	11.	Wade Wyatt	Pocatello	12 17:10.1
12.	Trina Henrie	Capital	10 21:11.4	12.	Jeff Doyle	Pocatello	10 17:11.3
13.	Kristy Hood	Minico	10 21:11.7	13.	Eric Roberts	Skyline	11 17:18.4
14.	Kathryn Demond	Borah	12 21:16.6	14.	John Oerner	Post Falls	11 17:22.6
15.	Lisa Rasmussen	Coeur d'Alene	10 21:22.7	26 15.	Steve Fogerty	Idaho Falls	17:25.6

# CROSS COUNTRY

## Individual Results cont.

### Class B Girls

1. Karen Packham	Kuna	11	19:47.8
2. Laura Jensen	Jerome	11	19:58.4
3. Lisa Gunther	Bishop Kelly	10	20:16.9
4. Anne Simpson	Challis	12	20:38.2
5. Dana Boyd	Kellogg	12	20:49.3
6. Tammy Brothers	Kuna	11	21:28.1
7. Julie Batt	McCall-Donnelly	12	21:32.2
8. Angie Falk	Moscow	9	21:33.1
9. Shawna Scott	Moscow	12	21:53.0
10. Amy Witzel	Emmett	10	22:02.4
11. Michele Pratt	Emmett	9	22:03.8
12. Sharlene Hansen	Challis	11	22:12.0
13. Shari Dana	Jerome	11	22:17.4
14. Diana Simpson	Challis	11	22:17.6
15. Erin Renfro	Wood River		22:19.2

### Class B Boys

1. Duane West	Middleton	12	17:09.4
2. Matt Farley	Bishop Kelly	12	17:21.9
3. Bill Schwartz	Kellogg	11	17:42.7
Mike Ranieri	Bishop Kelly	12	17:43.6
5. Brian Corbett	Salmon	10	17:44.8
6. David DePablos	Priest River	11	17:45.0
7. Scott Bourassa	Bonnors F.	11	17:49.4
8. Clint May	Salmon	10	17:53.8
9. David Davies	Weiser	12	18:03.1
10. Lee Dove	Payette	12	18:08.0
11. Charlie Moore	Vallivue	10	18:11.0
12. Glenn Leavitt	Jerome	10	18:11.8
13. Jones Nelson	Malad		18:12.5
14. Brett Corbett	Salmon	12	18:15.8
15. Pat Bitterle	Kellogg	11	18:17.5



### Highland State Championship Boys Cross Country Team

Back Row: Jon Hubbard, Frank Lee, Larry Stefonic, Brian Luckey, Cory Blad

Front Row: Rob Rene, Darron Williams, Clay Fisher, Brian Blad

# VOLLEYBALL

## STATE VOLLEYBALL TOURNAMENT

October 25,26, 1985

Reed Gym, Idaho State University, Pocatello

### OFFICIALS

Gale Hamby  
Bob Martin

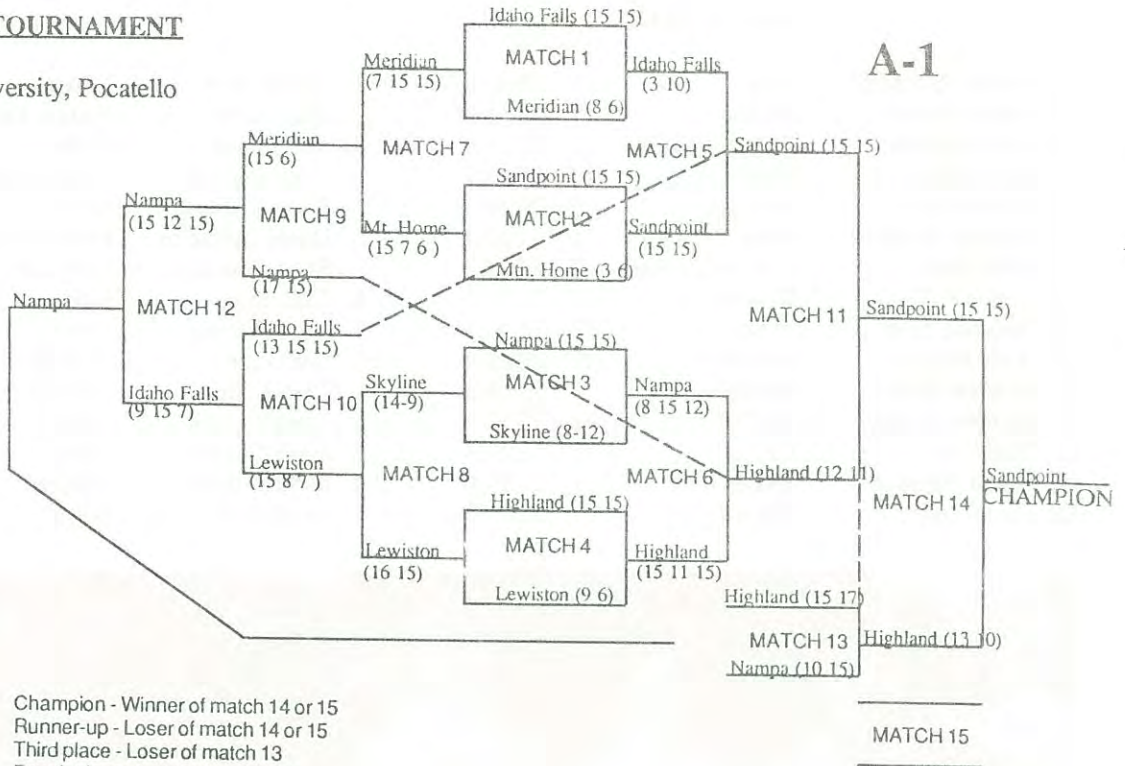
Barb Fazio  
Don Fowler

Gail Garwick  
Janet Goodwin

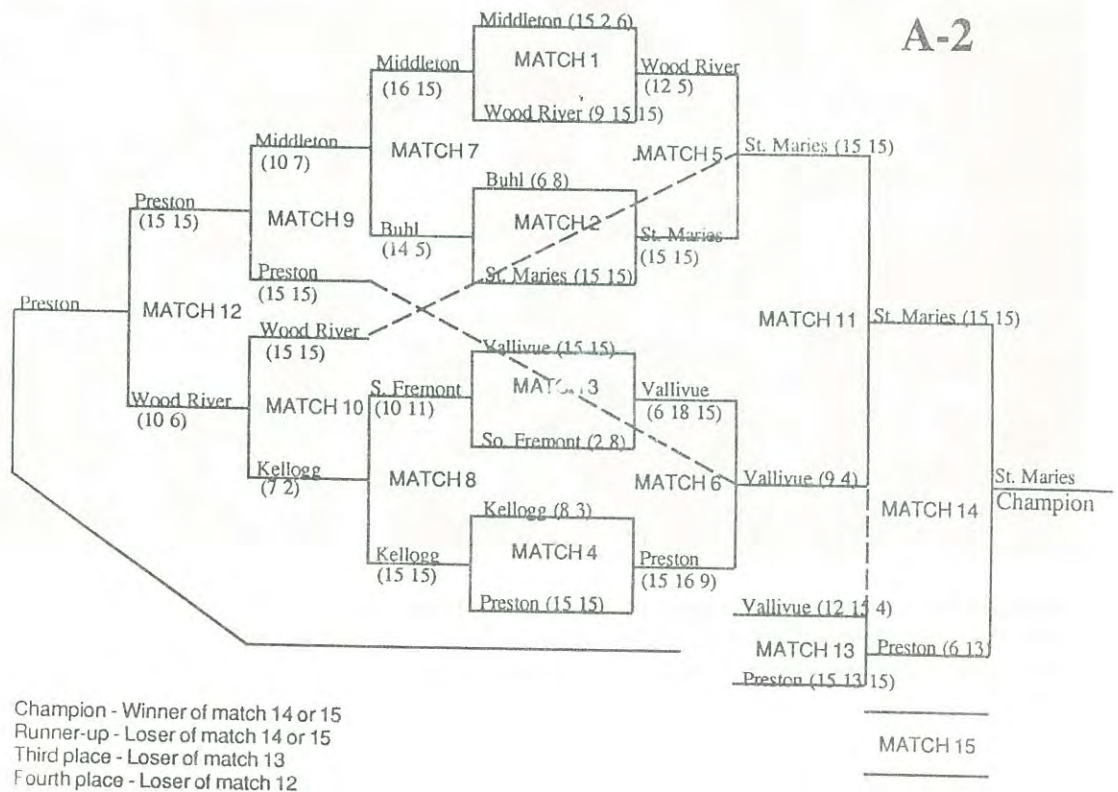
### ATTENDANCE

Tournament Passes:

Adult	223
Student	60
Gen. Adm:	433
Disc. Adm:	367
IHSAA passes	207
Total Attendance	1288



Champion - Winner of match 14 or 15  
Runner-up - Loser of match 14 or 15  
Third place - Loser of match 13  
Fourth place - Loser of match 12



Champion - Winner of match 14 or 15  
Runner-up - Loser of match 14 or 15  
Third place - Loser of match 13  
Fourth place - Loser of match 12

# VOLLEYBALL



**A-1 Champion**

**Sandpoint High School**



**A-2 Champion**

**St. Maries High School**



**A-3 Champion**

**Malad High School**

Picture not available for A-4 Champion,  
Clark County



# VOLLEYBALL

## STATE VOLLEYBALL TOURNAMENT

October 25, 26, 1985

Northwest Nazarene College, Nampa

### OFFICIALS

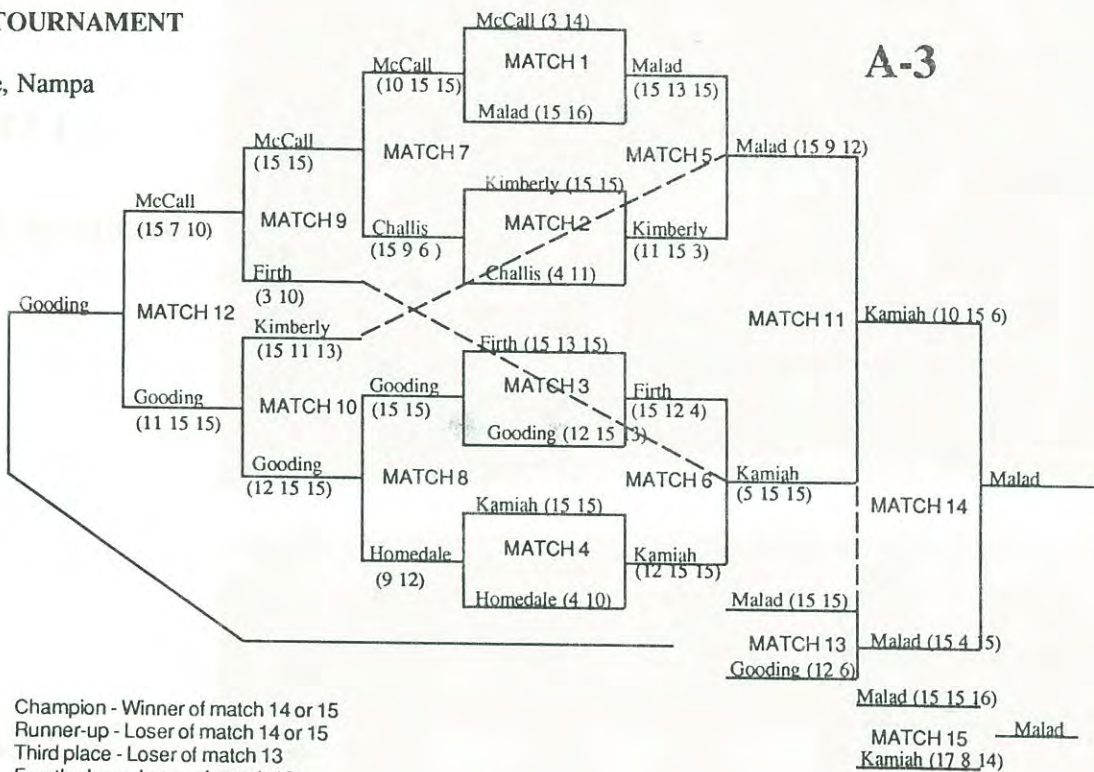
Norm Kane  
Sally Greene

Irene Alder  
Mike Keough

Ed Peterson  
Ginger Waters

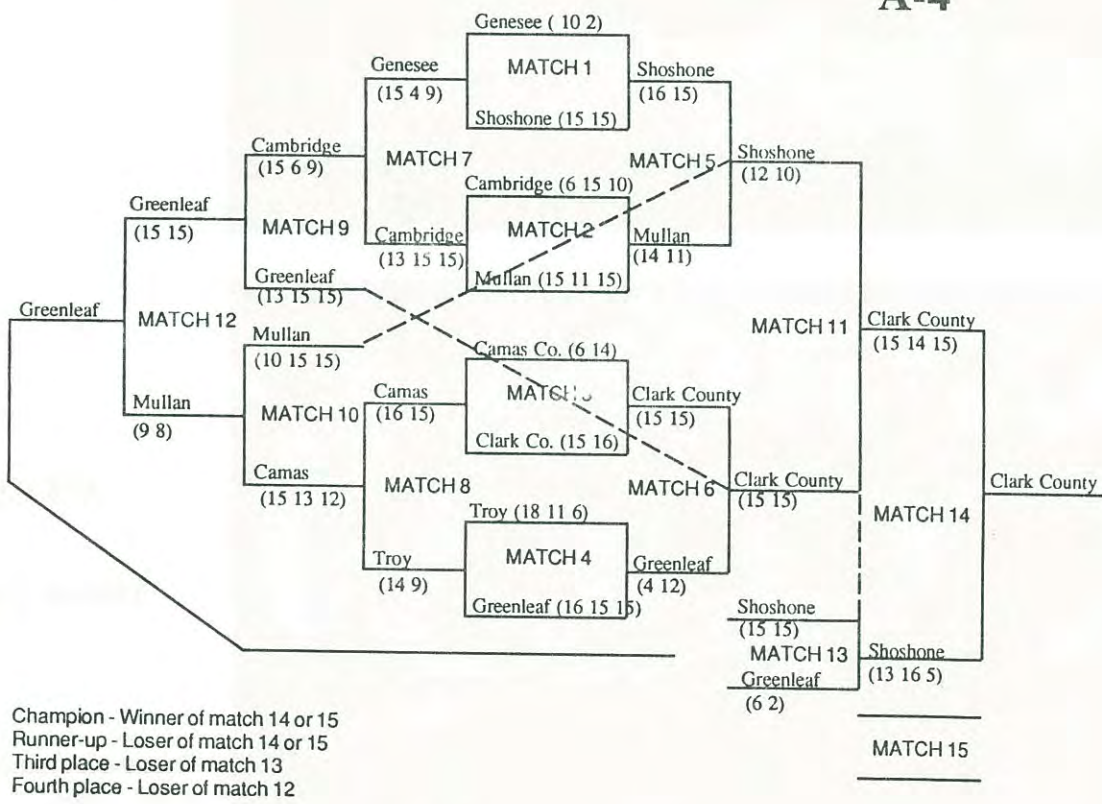
### ATTENDANCE

Tournament Passes:  
 Adults 156  
 Students 55  
 Gen. Adm: 697  
 Disc. Adm: 341  
 IHSAA passes: 326  
 Total Attend. 1575



Champion - Winner of match 14 or 15  
 Runner-up - Loser of match 14 or 15  
 Third place - Loser of match 13  
 Fourth place - Loser of match 12

### A-4



Champion - Winner of match 14 or 15  
 Runner-up - Loser of match 14 or 15  
 Third place - Loser of match 13  
 Fourth place - Loser of match 12

# FOOTBALL

## 1985 Milk Bowl State Football Tournament

A-2



Game 5  
Jerome vs Shelley  
Date: 11/8/85  
Site: Jerome  
Officials:  
Art Watkins  
Dean Brown  
Dave Perkins  
Duane Stands  
Attendance:  
General - 359  
Discount - 386  
IHSAA passes - 16

Game 1  
Jerome vs American Falls  
Date: 11/1/85  
Site: Jerome  
Officials:  
Mel Hine  
Bob Matthews  
Mike Nelson  
Dan Creek  
Attendance:  
General - 284  
Discount - 315  
IHSAA passes - 19

Game 3  
Vallivue vs Lakeland  
Date: 11/2/85  
Site: Vallivue  
Officials:  
Vincent Leedy  
Ron Hill  
Kay Engelking  
Stan Hicks  
Attendance:  
General - 321  
Discount - 208  
IHSAA passes - 59

Game 6  
Vallivue vs Moscow  
Date: 11/9/85  
Site: Vallivue  
Officials:  
Ron Hill  
Stan Hicks  
Kay Engelking  
Vincent Leedy  
Attendance:  
General - 341  
Discount - 295  
IHSAA passes - 83

Game 2  
Shelley vs Marsh Valley  
Date: 11/2/85  
Site: Doubleheader, Minidome  
Officials:  
John Brásier  
Bob Schley  
Earl Chapple  
Charlie Barber  
Attendance:  
General - 1442  
Discount - 834  
IHSAA passes - 136

Game 4  
Moscow vs St. Maries  
Date: 11/1/86  
Site: Tripleheader, Kibbie Dome  
Officials:  
Gary Allen  
Chuck Norton  
Jim Bershaw  
Gary Barker  
Attendance:  
General - 1671  
Discount - 691  
IHSAA passes - 132

Game 7  
Jerome vs Vallivue  
Date: 11/15/85  
Site: Milk Bowl, Minidome  
Officials:  
Bud Koski  
Chuck Maines  
Dave Corbeill  
Fred Morris  
Bob Ruiz  
Attendance:  
General - 1380  
Discount - 1006  
IHSAA passes - 236

# FOOTBALL

A-2 State Champion  
JEROME HIGH SCHOOL



A-3 State Champion  
GOODING HIGH SCHOOL



# FOOTBALL

## 1985 Milk Bowl State Football Tournament

A-3



Game 5  
West Side vs Gooding  
Date: 11/9/85  
Site: Doubleheader, Minidor  
Officials:  
Bob Meyer  
Ren Edwards  
Mark Yastrop  
Jerry Koester  
Attendance:  
General - 1017  
Discount - 775  
IHSAA passes - 149

Game 1  
North Fremont vs West Side  
Date: 11/2/85  
Site: Doubleheader, Minidome  
Officials:  
Stephen Mack  
Chris Gardner  
Gerry Garn  
Gail Hill  
Attendance:  
General - 1442  
Discount - 834  
IHSAA passes - 136

Game 3  
Homedale vs Sugar  
Date: 11/2/85  
Site: Middleton  
Officials:  
Pat Bronner  
Jack Jones  
Dan Yraguen  
Rich Grimes  
Attendance:  
General - 246  
Discount - 177  
IHSAA passes - Not available

Game 6  
Homedale vs Grangeville  
Date: 11/9/86  
Site: Homedale  
Officials:  
Dan Yraguen  
Jack Jones  
Pat Bronner  
Rich Grimes  
Attendance:  
General - 500  
Discount - 264  
IHSAA passes - 77

Game 2  
Gooding vs Clearwater Valley  
Date: 11/2/85  
Site: Gooding  
Officials:  
Dale Jarrell  
Ernie Sadler  
Ken Baumgartner  
Dean Brown  
Attendance:  
General - 547  
Discount - 231  
IHSAA passes - 53

Game 4  
Grangeville vs Kimberly  
Date: 11/1/85  
Site: Tripleheader, Kibbie Dome  
Officials:  
Mike Riggers  
Gary LeFors  
Don Judd  
Corky Fazio  
Attendance:  
General - 1671  
Discount - 691  
IHSAA passes - 132


Game 7  
Gooding vs Homedale  
Date: 11/16/85  
Site: Milk Bowl, Minidome  
Officials:  
Gary Barker  
Jim Bershaw  
Don Judd  
Chuck Norton  
Gary Allen  
Attendance:  
General - 1437  
Discount - 927  
IHSAA passes - 222

# FOOTBALL

**A-4 8 Man Champion  
COUNCIL HIGH SCHOOL**



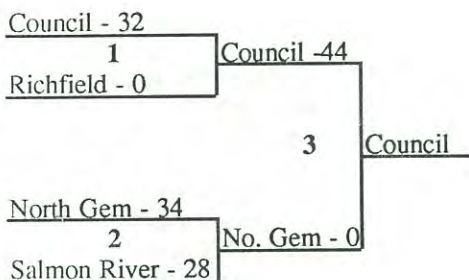
**A-4 11 Man Champion  
OAKLEY HIGH SCHOOL**



# FOOTBALL

## 1985 Milk Bowl State Football Tournament

### A-4 8 Man



Game 1 Council vs Richfield  
Date: 11/2/85  
Site: Council High School

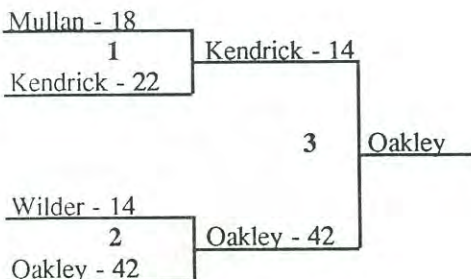
Game 3 Council vs North Gem  
Date: 11/16/85  
Site: Milk Bowl, Minidome  
Officials:

Mike Nelson  
Mel Hine  
Art Watkins  
Carl Snow

Attendance:  
General - 1437  
Discount - 927  
IHSA passes - 222

Game 2 North Gem vs Salmon River  
Date: 11/2/85  
Site: Bancroft

### A-4 11 Man



Game 1 Mullan vs Kendrick  
Date: 11/1/85  
Site: Tripleheader, Kibbie Dome  
Officials:

Paul Ugstad  
Bob Burton  
Terry Gorton  
Ron Hopkins

Attendance:  
General - 1671  
Discount - 691  
IHSA passes - 132

Game 3 Kendrick vs Oakley  
Date: 11/15/85  
Site: Milk Bowl, Minidome  
Officials:

John Brasier  
Terry Tait  
Bob Martin  
Charles Barber  
Ernie Craner

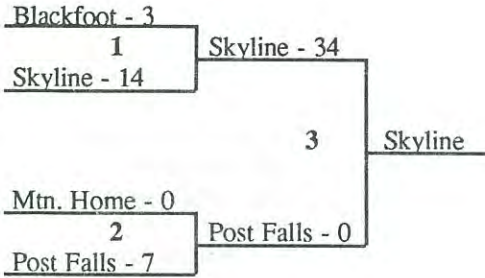
Attendance:  
General - 1380  
Discount - 1006  
IHSA passes - 236

Game 2 Wilder vs Oakley  
Date: 11/2/85  
Site: Parma  
Officials:  
Jack Jones  
Bob Ranells  
Vincent Leedy  
Rich Grimes  
Attendance:  
General - 219  
Discount - 120  
IHSA passes - 30

# FOOTBALL

## 1985 Milk Bowl State Football Tournament

### A-1 Division 2



**Game 1**      Blackfoot vs Skyline  
 Date: 11/9/85  
 Site: Minidome  
 Officials:  
     Bob Martin  
     Ernie Craner  
     Charlie Barber  
     Terry Tait  
 Attendance:  
     General - 1017  
     Discount - 775  
     IHSAA passes - 149

**Game 2**      Mt. Home vs Post Falls  
 Date: 11/9/85  
 Site: Mt. Home  
 Officials:  
     Bob Ranells  
     Jerry Helgeson  
     Paul Schaffeld  
     Everett Grimes  
 Attendance:  
     General - 471  
     Discount - 332  
     IHSAA passes - Not available

**Game 3**      Skyline vs Post Falls  
 Date: 11/16/85  
 Site: Milk Bowl, Minidome  
 Officials:  
     Jack Jones  
     Everett Grimes  
     Rich Grimes  
     Bob Ranells  
     Kay Engelking  
 Attendance:  
     General - 1380  
     Discount - 1006  
     IHSAA passes - 236

### A-1 Division 1




**Game 1**      Meridian vs Highland  
 Date: 11/8/85  
 Site: BSU  
 Officials:  
     Jack Jones  
     Rich Grimes  
     Kay Engelking  
     Bob Ranells  
 Attendance:  
     General - 1284  
     Discount - 1315  
     IHSAA passes - 129

**Game 2**      Coeur d'Alene vs Borah  
 Date: 11/9/85  
 Site: Coeur d'Alene  
 Officials:  
     Dan Malcolm  
     Dave Corbeill  
     Paul Ugstad  
     Chuck Maines  
 Attendance:  
     General - 596  
     Discount - 296  
     IHSAA passes - 13


**Game 3**      Meridian vs Coeur d'Alene  
 Date: 11/15/85  
 Site: Milk Bowl, Minidome  
 Officials:  
     Bob Meyer  
     Ren Edwards  
     Jerry Koester  
     Mike Standley  
     Mark Yastrop  
 Attendance:  
     General - 1380  
     Discount - 1006  
     IHSAA passes - 236

# FOOTBALL

## A-1 Division 2 Champion SKYLINE HIGH SCHOOL



## A-1 Division 1 Champion COEUR D'ALENE HIGH SCHOOL





# WRESTLING

**A-3 State Wrestling Tournament**  
Ricks College, Rexburg, Idaho  
February 6, 7, 8, 1986

Officials:  
Kermit Morrison  
John Johnson  
Jesse Castillo  
John Andrew

Attendance:  
General 1524  
Discount 865  
IHSAA passes 1020  
Total Attendance 3409

**A-1/A-2 State Wrestling Tournament**  
North Idaho College, Coeur d'Alene, Idaho  
February 6, 7, 8, 1986

Officials:  
Mike Ward  
Jon Jund  
Gary Kamo  
George Germer  
Fred Hughes  
Merrill Owens


Attendance:  
General 1433  
Discount 996  
IHSAA passes 740  
Total Attendance 3169

## 1986 State Wrestling Team Champions

A-3 Sugar-Salem High School

A-2 Shelley High School

A-1 Meridian High School



© WALT DISNEY PRODUCTIONS



**National Mascot of High School Sports**

# WRESTLING

## A-1 1986 State Individual Winners

### 98 LB. WEIGHT CLASS



1. John Spencer, Meridian
2. Kevin Aoki, Idaho Falls
3. Shane Bell, Highland
4. J. R. Poulson, Boise

### 138 LB. WEIGHT CLASS



1. Chris Pratt, Meridian
2. Randy Miller, Sandpoint
3. Larry Evens, Idaho Falls
4. Todd Anende, Coeur d'Alene

### 105 LB. WEIGHT CLASS



1. Scott Davis, Idaho Falls
2. Roger Lamb, Blackfoot
3. Chad Olsen, Meridian
4. Nate Metcalf, Idaho Falls

### 145 LB. WEIGHT CLASS



1. Philip Armstrong, Pocatello
2. Brad Moss, Blackfoot
3. Luke Shea, Meridian
4. Bryan Stosich, Skyline

### 112 LB. WEIGHT CLASS



1. Travis Bell, Highland
2. Keith Lewis, Meridian
3. Kirk Harris, Highland
4. Tony Evans, Meridian

### 155 LB. WEIGHT CLASS



1. Jessie Smith, Highland
2. Brian Laub, Nampa
3. David Insko, Meridian
4. David Terhark, Coeur d'Alene

### 119 LB. WEIGHT CLASS



1. Chris Owens, Skyline
2. Chris Rode, Lewiston
3. Cary Pitman, Bonneville
4. Kip Lane, Nampa

### 167 LB. WEIGHT CLASS



1. Tony Mancilla, Meridian
2. Clint Walker, Meridian
3. Jeff Turbin, Coeur d'Alene
4. Darren Ulrich, Lewiston

### 126 LB. WEIGHT CLASS



1. Breck Crystal, Skyline
2. David Manee, Meridian
3. Rudy Gonzales, Minico
4. Travis Patterson, Bonneville

### 185 LB. WEIGHT CLASS



1. Jim Straw, Meridian
2. Dean Hastriter, Nampa
3. Toby Smith, Borah
4. Rob Hall, Skyline

### 132 LB. WEIGHT CLASS



1. John Watson, Meridian
2. Gary Salazar, Nampa
3. Chris Salazar, Nampa
4. Brian Wardle, Capital

### HEAVY WEIGHT CLASS



1. Mike Swindell, Capital
2. Jim Pantner, Borah
3. David Nordam, Coeur d'Alene
4. Mike Stowell, Meridian

# WRESTLING

## A-2 1986 State Individual Winners

### 98 LB. WEIGHT CLASS



1. Tod Clinefelter, Kuna
2. Rick Baird, Middleton
3. Kori Wheeler, Snake River
4. Randy Carson, Bonners Ferry

### 138 LB. WEIGHT CLASS



1. Marcus Peterson, Lakeland
2. Rob Sparks, Buhl
3. Rance Peterson, Jerome
4. Jerry Heckel, Soda Springs

### 105 LB. WEIGHT CLASS



1. John Andrews, Wallace
2. Nathan Benjamin, Vallivue
3. Nikky Garner, South Fremont
4. Darin Barfuss, Marsh Valley

### 145 LB. WEIGHT CLASS



1. Cody Keating, Salmon
2. Ryan Nazar, Vallivue
3. Chris Cook, Wallace
4. Jason Hatch, Shelley

### 112 LB. WEIGHT CLASS



1. Mike Usselman, Wallace
2. Kelton Anderson, Preston
3. Brett Corbett, Salmon
4. David Gerratt, Burley

### 155 LB. WEIGHT CLASS



1. Mark Hiatt, Shelley
2. Clay Bronson, Lakeland
3. Russ Steel, American Falls
4. Gavin Mathews, Shelley

### 119 LB. WEIGHT CLASS



1. Ron Wood, Kellogg
2. Dan Dickson, Weiser
3. Jeff Yearout, St. Maries
4. Andy Leavitt, Kuna

### 167 LB. WEIGHT CLASS



1. Mitch Mansfield, Shelley
2. Dennis Standish, Lakeland
3. Tom Karst, Kellogg
4. Dana Miller, Burley

### 126 LB. WEIGHT CLASS



1. Doug Bench, Snake River
2. Frank Blake, South Fremont
3. Brent Egbert, Jerome
4. Chris Rullman, Wallace

### 185 LB. WEIGHT CLASS



1. Jamie Barnes, Kellogg
2. Steve Ottley, Shelley
3. Bryan Shaw, Burley
4. Daren Dahlke, American Falls

### 132 LB. WEIGHT CLASS



1. Eric Blanchard, South Fremont
2. Bryce Hanson, Shelley
3. Ed Invernon, Bonners Ferry
4. Kevin Boyd, Bishop Kelly

### HEAVY WEIGHT CLASS



1. Mike Miller, Lakeland
2. Ed Ufford, Kellogg
3. Steve Smith, Kuna
4. Bill Anderson, St. Maries

# WRESTLING

## A-3 1986 State Individual Winners

### 98 LB. WEIGHT CLASS



1. Mario D'Orazio, Challis
2. Scott Price, Sugar-Salem
3. Don Warden, McCall
4. Wade Christensen, Firth

### 138 LB. WEIGHT CLASS



1. Jon Clapier, New Plymouth
2. Steve Ivie, Kootenai
3. David Peck, Aberdeen
4. Barrett Gardner, Firth

### 105 LB. WEIGHT CLASS



1. Curtis Hedges, Parma
2. Kevin Waldron, West Side
3. Kris Parker, Ririe
4. Tom Bateman, McCall

### 145 LB. WEIGHT CLASS



1. Brent Heikkila, McCall
2. Nick Suwyn, Teton
3. Shon Smith, New Plymouth
4. Rick Simmons, Challis

### 112 LB. WEIGHT CLASS



1. Kevin Summers, West Jefferson
2. Brian Jensen, Sugar-Salem
3. Rosco Hamilton, Challis
4. Randy Eddy, Parma

### 155 LB. WEIGHT CLASS



1. Troy Ford, Parma
2. Frank Egbert, North Fremont
3. John Hyde, Homedale
4. Donnie Keeler, Grangeville

### 119 LB. WEIGHT CLASS



1. Todd Wasden, Sugar-Salem
2. Kevin Taylor, West Jefferson
3. Ross Williams, Firth
4. Scott Smith, Malad

### 167 LB. WEIGHT CLASS



1. Ryan Johnson, Clearwater Valley
2. Tom Holan, Grangeville
3. James Schroeder, Filer
4. Sam Richey, North Fremont

### 126 LB. WEIGHT CLASS



1. Paul Clifton, Sugar Salem
2. Ron Hooker, Homedale
3. Mike Waite, McCall
4. Doug Ball, West Jefferson

### 185 LB. WEIGHT CLASS



1. Larry Durk, McCall
2. Clayton Egbert, Teton
3. Shaun Riley, Parma
4. Caleb Bogart, Butte

### 132 LB. WEIGHT CLASS

1. Ryan Nash, Homedale
2. Lane Price, Sugar-Salem
3. Bert Newell, McCall
4. Brad Hill, Teton

### HEAVY WEIGHT CLASS



1. Steve Crown, Filer
2. Robert Egbert, North Fremont
3. Paul Garza, Parma
4. Dean Butterfield, Potlatch


# GIRLS BASKETBALL

---

**A-2 State Champion  
PRESTON HIGH SCHOOL**

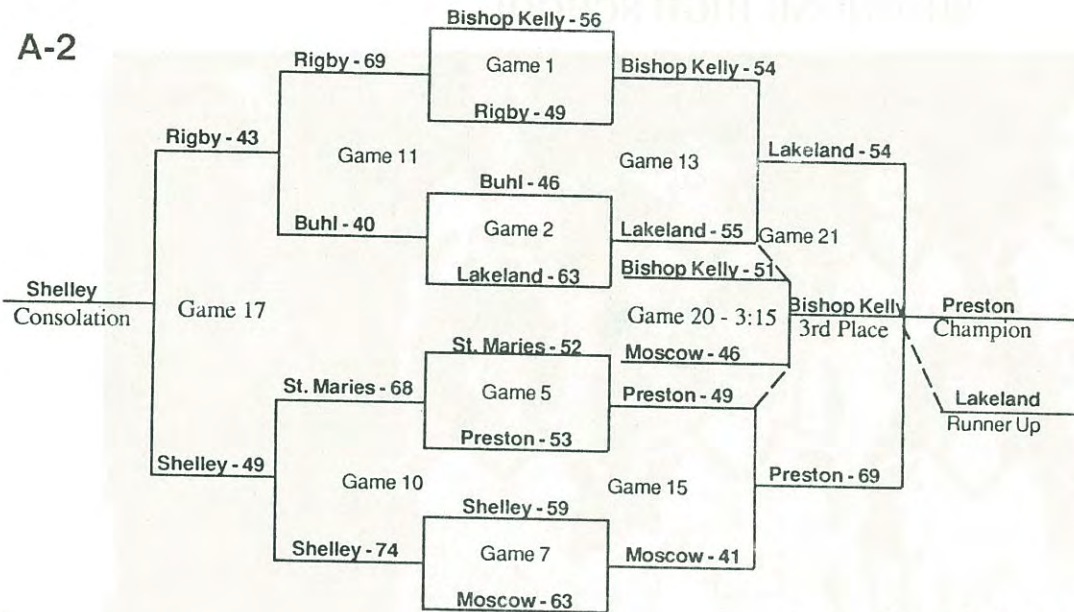


**A-1 State Champion  
HIGHLAND HIGH SCHOOL**



# GIRLS BASKETBALL

**A-2**

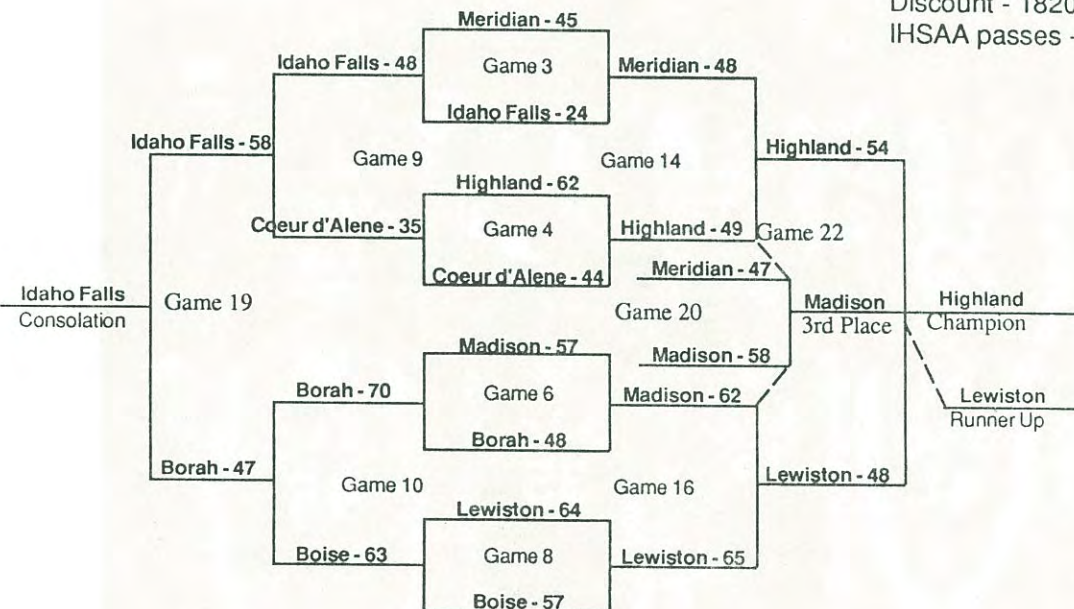


Date: Feb. 20, 21, 22, 1986  
 Site: Bonneville High School, Idaho Falls  
 Officials:

- Terry Tait
- Mike Meyers
- Reed Tucker
- Bob Fuller
- Doug Carlson
- Gary Carlson
- Charles Barber

Attendance:  
 General - 2279  
 Discount - 1820  
 IHSAA passes - 620

**A-1**



# GIRLS BASKETBALL

A-4 State Champion  
SHOSHONE HIGH SCHOOL

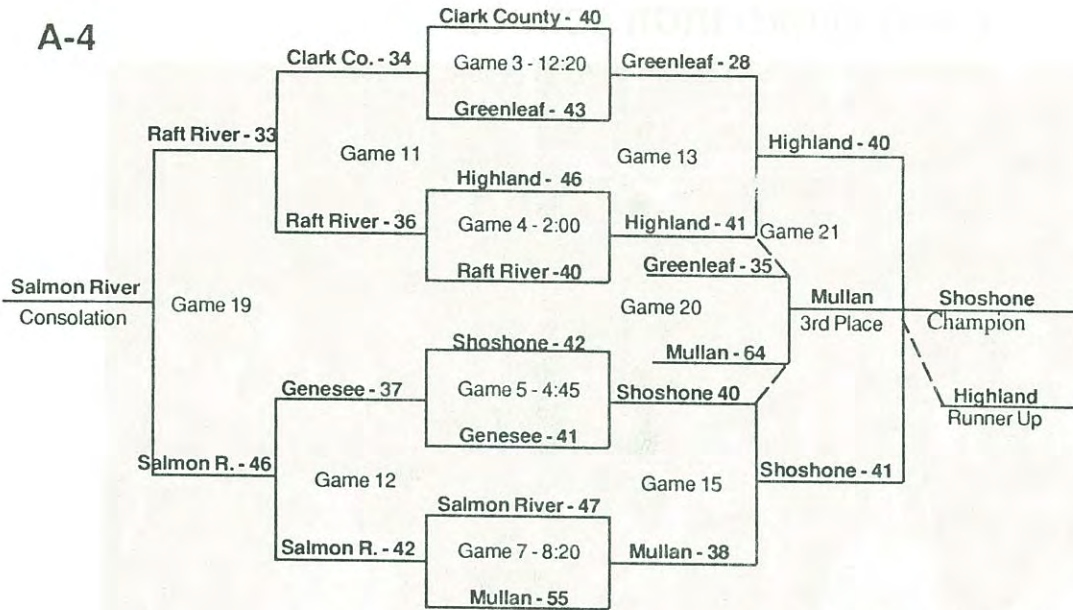


A-3 State Champion  
GRACE HIGH SCHOOL



# GIRLS BASKETBALL

**A-4**

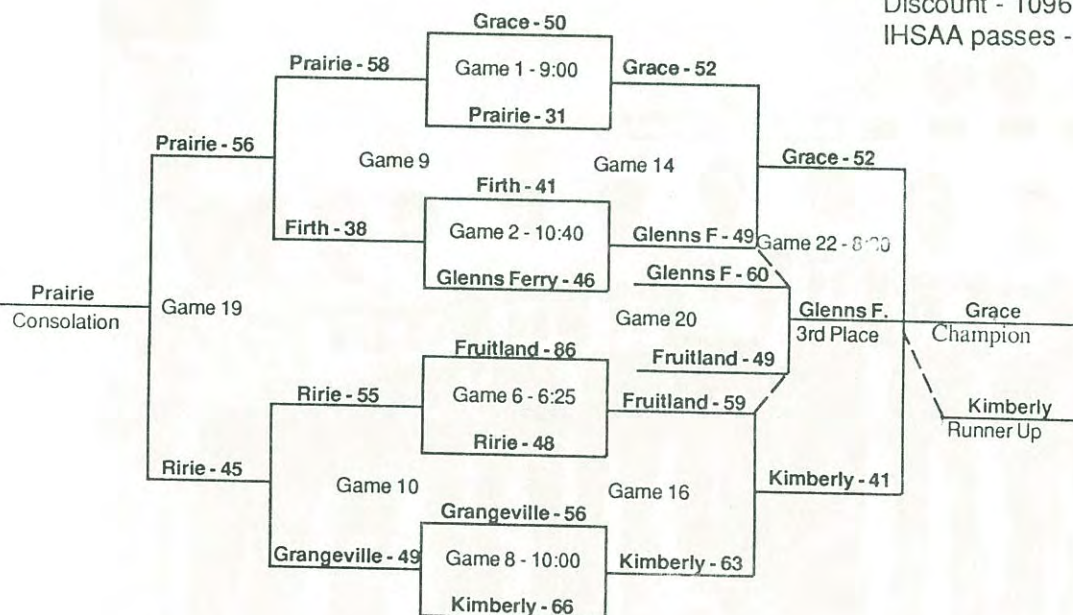


Date: Feb. 13, 14, 15, 1986  
 Site: Northwest Nazarene College, Nampa  
 Officials:

Charles Alvaro  
 Les MacDowell  
 Kay Engelking  
 Jug Thomason  
 Byron Toone  
 Bob Martin  
 Dave Corbeill

Attendance:  
 General - 2598  
 Discount - 1096  
 IHSAA passes - 669

**A-3**





# BOYS BASKETBALL

## A-4 State Champion CASTLEFORD HIGH SCHOOL

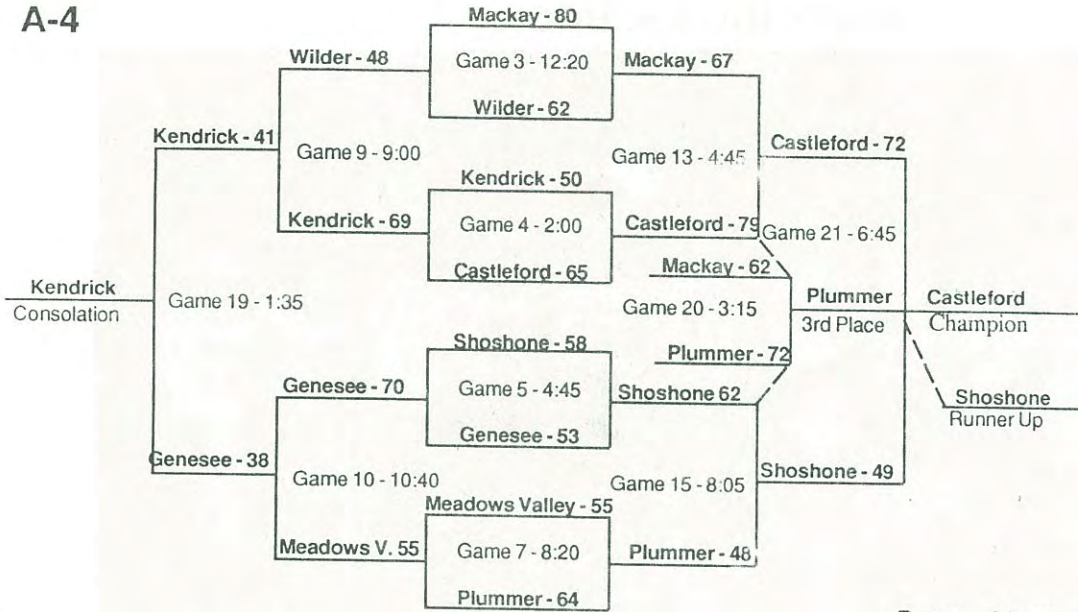


## A-3 State Champion GOODING HIGH SCHOOL



# BOYS BASKETBALL

## A-4

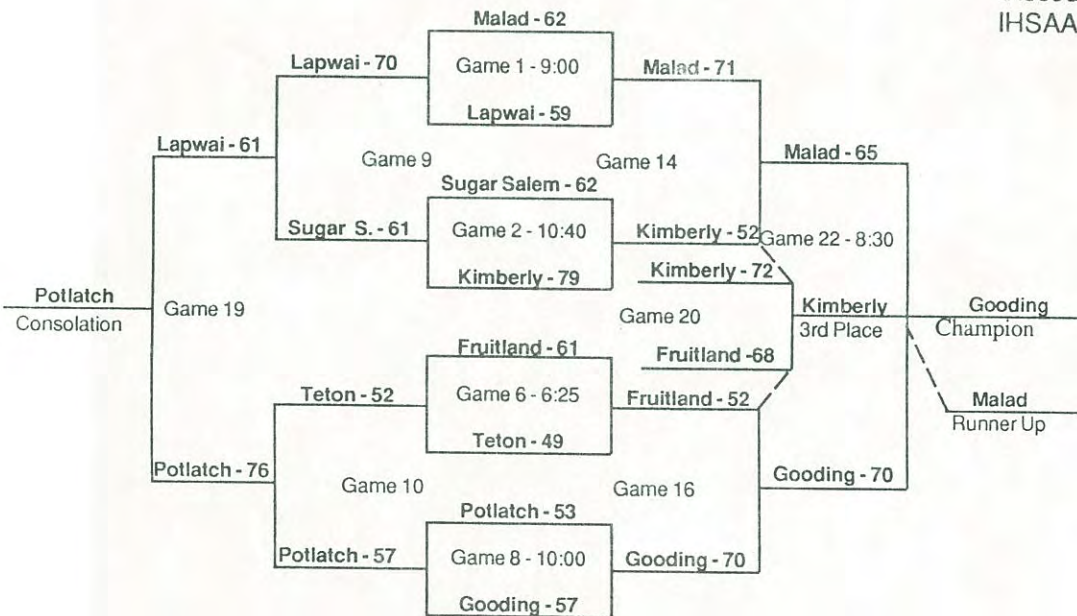


Date: March 6,7, 8, 1986  
 Site: Boise State Univ. Pavilion  
 Officials:

- Bob Fuller
- Todd McKinley
- Brent Kerbs
- Jim Wilund
- Terry Tait
- Corky Fazio
- Bill Dowling
- Dave Sherman

Attendance:  
 General - 6930  
 Discount - 3377  
 IHSA passes - 1959

## A-3




# BOYS BASKETBALL

**A-2 State Champion  
RIGBY HIGH SCHOOL**

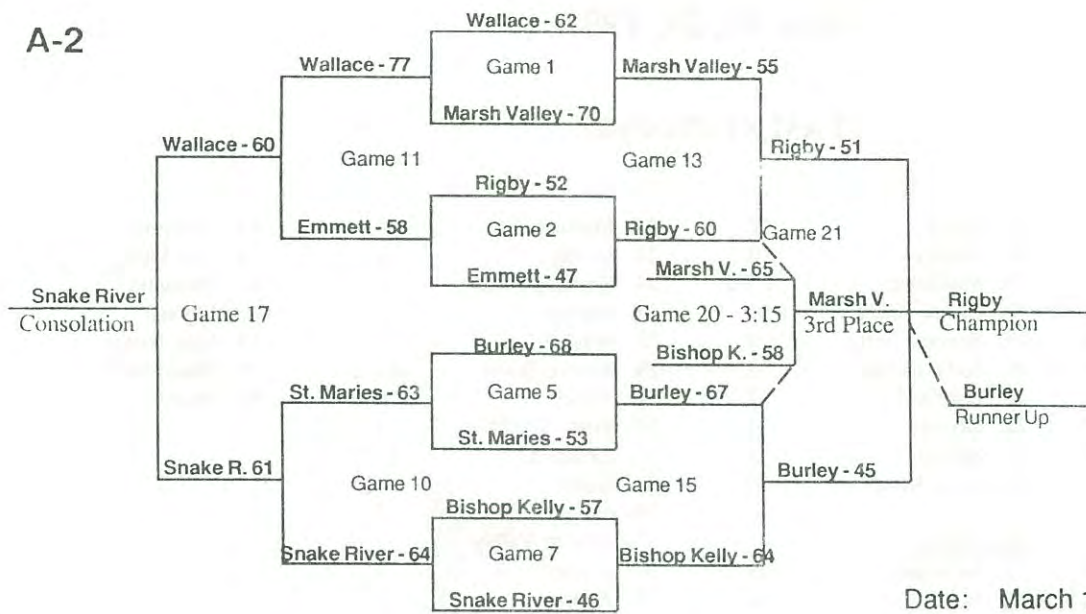


**A-1 State Champion  
BOISE HIGH SCHOOL**



# BOYS BASKETBALL

**A-2**

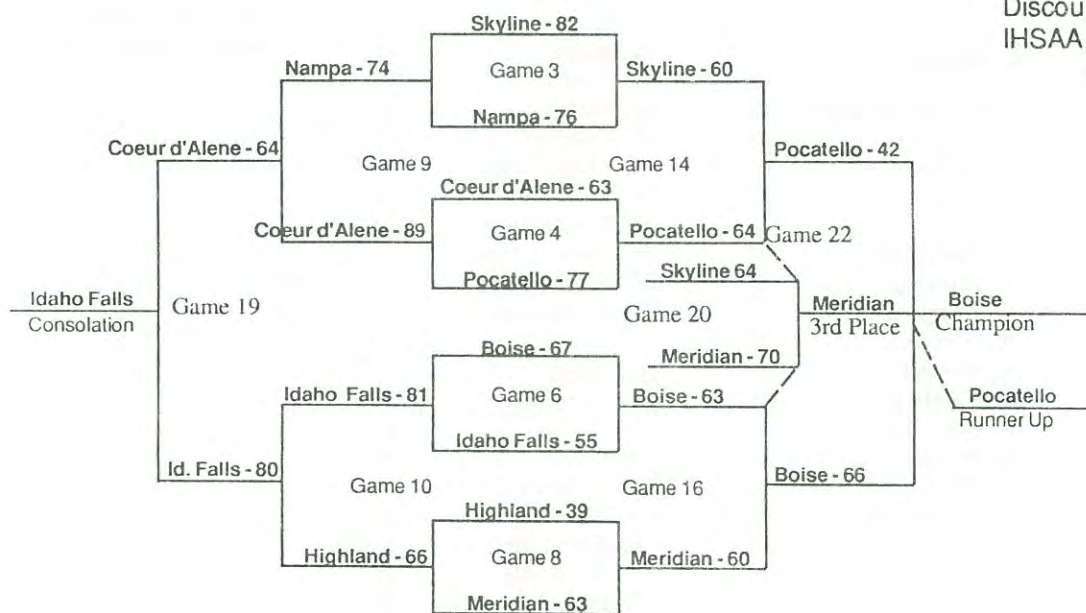


Date: March 13, 14, 15, 1986  
 Site: Boise State Univ. Pavilion  
 Officials:

- Kay Engelking
- Charles Barber
- Mike Nelson
- Dave Corbeill
- Ren Edwards
- Mike Meyers
- Tim Mooney
- Mel Hine

Attendance:  
 General - 1224  
 Discount - 12396  
 IHSAA passes - 2739

**A-1**



# TRACK AND FIELD

## 1986 State Track Meet Boise State University May 23, 24, 1987

### TEAM STANDINGS

#### A-3 Girls

1. Sugar Salem	81
2. Kamiah	47
3. Kendrick	28
4. Raft River	26
5. Fruitland	24
5. Prairie	24
7. Melba	22
8. Glens Ferry	19
9. Bliss	18
10. McCall/Donnelly	17
11. Challis	14
12. Grangeville	13
13. Nampa Christian	12
13. Deary	12
15. Clark Fork	10
15. Kimberly	10
17. Shoshone	9
17. Wendell	9
19. Potlatch	8
19. Genesee	8
19. West Jefferson	8
22. Timberline	6
22. Filer	6
22. Declo	6
25. Clark County	5
26. Firth	4
26. Camas	4
26. Parma	4
26. Highland	4
30. Cambridge	3
31. Nezperce	2
31. Grace	2
33. Malad	1
33. Mullan	1
33. Notus	1

#### A-2 Girls

1. Kuna	70
2. Jerome	66
3. Emmett	51
4. So. Fremont	34
5. Orofino	31
6. Buhl	30
6. Kellogg	30
8. Wood River	29
9. American Falls	23
10. Wallace	19
11. Weiser	18
12. Snake River	15
13. Burley	13
14. Vallivue	12
14. Moscow	12

14. Rigby	12
17. Shelley	10
18. Middleton	6 1/2
19. Bishop Kelly	4
19. Bonners Ferry	4
21. Soda Springs	2
21. Lakeland	2
23. Payette	1
23. Salmon	1
25. Priest River	1/2

#### A-1 Girls

1. Meridian	93
2. Borah	74
3. Capital	52
4. Mtn. Home	50
5. Lewiston	42
6. Twin Falls	36
7. Boise	34
8. Highland	21
9. Skyline	18
10. Idaho Falls	13
11. Nampa	12
12. Pocatello	11
13. Minico	10
14. Madison	9 1/2
15. Blackfoot	2

#### A-3 Boys

1. Clearwater Valley	52
2. McCall/Donnelly	48
2. Gooding	48
4. Declo	40
5. Malad	37
6. Parma	30
7. Timberline	24
7. Homedale	24
9. Grangeville	22
10. West Side	21
11. Wendell	19
12. Aberdeen	18
13. Hagerman	16
14. Fruitland	14
15. Prairie	12
16. Glens Ferry	10
16. Council	10
16. Teton	10
16. Highland	10
16. Nampa Christian	10
21. Hansen	7
21. Kamiah	7
21. Kimberly	7

24. Marsing	6
24. Melba	6
24. Gooding State	6
27. Oakley	5
27. Mackay	5
29. Salmon River	4 1/2
30. Valley	4
30. Filer	4
32. Greenleaf	3 1/2
33. Grace	3
34. Mullan	2
35. Garden Valley	1
35. Challis	1
35. Kootenai	1

#### A-2 Boys

1. Jerome	88
2. Orofino	66
3. Salmon	51
4. Wallace	39
5. Kuna	37
6. American Falls	36
7. Buhl	29
8. Bishop Kelly	38
9. Middleton	27
10. Emmett	25
11. Wood River	24
12. Moscow	21
13. Kellogg	17
14. Rigby	15
15. Vallivue	11
16. Burley	10
16. Lakeland	10
18. Marsh Valley	6
18. Bear Lake	6
20. Payette	3
20. Bonners Ferry	3
22. Snake River	2
22. So. Fremont	2

#### A-1 Boys

1. Meridian	133
2. Capital	83
3. Borah	78
4. Highland	38
5. Boise	32
6. Twin Falls	31
7. Bonneville	25
8. Idaho Falls	24
9. Coeur d'Alene	22
9. Caldwell	22
11. Minico	16
12. Lewiston	14

13. Sandpoint	11
14. Post Falls	8
15. Pocatello	7
16. Skyline	6
17. Mtn. Home	4
18. Blackfoot	2
18. Nampa	2

#### Attendance:

General	3,948
Discount	1,367
IHSAA passes	1,588

#### Officials:

Francis McDonnell, starter  
Bruce Sweeney, starter  
Bill Jones, starter  
Larry Culver, referee

# TRACK AND FIELD

## Girls A-3 Winners



### 100 Meter Hurdles

1. Debbie Shenk, Nampa Christian - 15.27 \*
2. Nancy Wicks, Kamiah - 15.46
3. Amy Price, Sugar Salem - 15.62
4. Susan Sorenson, Kamiah - 15.64
5. Barb Johaneck, Glens Ferry - 15.82
6. Tawna Tarpley, Clark Co. - 15.83



### 1600 Meter Run

1. Kim Denham, Clearwater V. - 5:14.21 \*
2. Kristin Galbraith, Sugar Salem - 5:19.73
3. Christy Feigenbutz, Genesee - 5:25.13
4. Julie Batt, McCall/Donnelly - 5:26.15
5. Glenda Porter, Cambridge - 5:31.47
6. Trina Miller, Sugar Salem - 5:31.84



### 300 Meter Hurdles

1. Amy Price, Sugar Salem - 45.03 \*
2. Marci Wasden, Sugar Salem - 45.50
3. Nancy Wicks, Kamiah - 46.63
4. Dawn Black, McCall/Donnelly - 46.69
5. Tawna Tarpley, Clark Co. - 46.74
6. Debbie Shenk, Nampa Christian - 46.92



### 3200 Meter Run

1. Kristin Galsbraith, Sugar Salem - 11:29.9
2. Julie Batt, McCall/Donnelly - 11:40.3
3. Anne Simpson, Challis - 11:42.4
4. Kim Denham, Clearwater Valley - 11:50.6
5. Christy Feigenbutz, Genesee - 11:54.5
6. Deb Jorgensen, New Plymouth - 12:04.7



### 100 Meter Dash

1. Lois Hobdey, Bliss - 12.67
2. Kim Wood, Deary - 12.86
3. Michelle Williams, Melba - 12.87
4. Marta Jenson, Kendrick - 12.87
5. Melanee Miller, Camas - 12.99
6. Crystal Miller, Camas - 13.02



### High Jump

1. Pam Pember, Glens Ferry - 5-2
2. Ann Quidor, Wendell - 5-2
3. Laura Hutchinson, Fruitland - 5-0
4. Andrea Schlader, Timberline - 5-0
5. Tawna Tarpley, Clark County - 5-0
6. Natalie Smith, Malad - 4-10



### 200 Meter Dash

1. Veronica Riener, Prairie - 25.91
2. Marta Jenson, Kendrick - 25.97
3. Michelle Williams, Melba - 26.26
4. Kim Wood, Deary - 26.55
5. Tami Ingram, Nezperce - 27.07
6. Melanee Miller, Camas - 27.14



### Long Jump

1. Michelle Williams, Melba - 17-0
2. Shea Benscoter, Bliss - 16-10 3/4
3. Marta Jenson, Kendrick - 16-7 1/2
4. Kellie Grende, Highland - 16-5 1/2
5. Kristine Keetch, Raft River - 16-4 1/2
6. Tami Thompson, Nampa Christian - 16-4



### 400 Meter Dash

1. Marta Jensen, Kendrick - 59.52
2. Carol Price, Sugar Salem - 59.86
3. Tracy Giles, Declo - 1:00.64
4. Janice Duclercque, Kamiah - 1:00.68
5. Wendy Evans, W. Jefferson - 1:01.29
6. Kortnie Edwards, Cambridge - 1:01.48



### Shot Put

1. Cindy Holcomb, Kimberly - 38-2
2. Debbie Johnson, Challis - 36-3 1/2
3. Julie Hibbard, Shoshone - 35-8
4. Nancy Katus, Potlatch - 35-2
5. Leah Staw, Grangeville - 33-9 1/4
6. Marissa Hererra, Kamiah - 33-7 1/2



### 800 Meter Run

1. Janet Parsell, Kamiah - 2:19.86
2. Kristin Miller, Sugar Salem - 2:21.29
3. Sandra Gerry, Filer - 2:24.26
4. Marcy Laca, Parma - 2:24.63
5. Chris Hauger, Grangeville - 2:24.64
6. Cary Hibbard, Shoshone - 2:26.20



### Discus

1. Rachel Thornton, Clark Fork - 129-10
2. Angela Brady, Grangeville - 123-8
3. Carol Williams, Glens Ferry - 118-10
4. Nancy Katus, Potlatch - 118-6
5. Julie Hibbard, Shoshone - 116-8
6. Cindy Duree, Notus - 114-8

\* A-3 Record

# TRACK AND FIELD

## Girls A-3 continued



### 4 x 100 Meter Relay

1. Raft River - 51.42
2. Prairie - 51.58
3. West Jefferson - 51.61
4. Council - 52.05
5. Sugar Salem - 52.09
6. Glens Ferry - 52.3



### 4 x 400 Meter Relay

1. Sugar Salem - 4:03.76 \*
2. Fruitland - 4:05.36
3. Kamiah - 4:13.57
4. Council - 4:13.98
5. Timberline - 4:16.93
6. Wendell - 4:17.48



### 4 x 200 Meter Relay

1. Fruitland - 1:46.8
2. Sugar Salem - 1:47.19
3. Prairie - 1:48.00
4. Raft River - 1:48.05
5. Grace - 1:49.5
6. McCall/Donnelly - 1:51.0



### Medley Relay

1. Raft River - 1:52.70 \*
2. Kamiah - 1:53.35
3. Council - 1:54.72
4. Firth - 1:56.08
5. Sugar Salem - 1:56.23
6. Shoshone - 1:56.54

## Boys A-3 Winners



### 110 Meter Hurdles

1. Randy Parker, Parma - 15.58
2. Jeff Wood, Aberdeen - 15.92
3. Rusty Frisch, Melba - 15.99
4. Lance Rosenkrance, Mackay - 16.11
5. Troy Williams, Filer - 16.15
6. Chris Thackeray, Wendell - 16.18



### 200 Meter Dash

1. Mike Smith, Clearwater Valley - 22.58
2. Frank Temple, Hagerman - 22.68
3. Clint Engledow, Kamiah - 22.96
4. Phil Burley, Fruitland - 23.21
5. Ted James, Gooding - 23.24
6. Shayne Stimpson, Hansen - 23.38




### 300 Meter Hurdles

1. Jeff Wood, Aberdeen - 40.04
2. Randy Parker, Parma - 40.26
3. Gary Barnhart, Marsing - 40.34
4. Kurt Shanley, Homedale - 41.45
5. Bob Rogers, Grangeville - 41.81
6. Bob Taylor, Clearwater Valley - 42.42



### 400 Meter Dash

1. Brad Matthews, Declo - 50.70
2. Russell Cory, Clearwater Valley - 50.82
3. Chad Hope, Wendell - 51.22
4. Bill Hardy, Valley - 51.54
5. Geoff Stands, Greenleaf - 52.04
6. Todd McDevitt, Kootenai - 52.4



### 100 Meter Dash

1. Mike Smith, Clearwater Valley - 11.01
2. Frank Temple, Hagerman - 11.25
3. Ted James, Gooding - 11.43
4. Chad Hope, Wendell - 11.49
5. Dale Ainsworth, Filer - 11.50
6. Clint Engledow, Kamiah - 11.52



### 800 Meter Run

1. Roger Schultz, Teton - 1:58.74
2. Brent Heikkila, McCall/Donnelly - 1:59.57
3. Charlie Joe, West Side - 2:00.35
4. Ryan Johnson, Clearwater Valley - 2:00.5
5. Brock Hill, Malad - 2:01.5
6. Dwight Kilborn, Kimberly - 2:02.1

# TRACK AND FIELD

## Boys A-3 continued



### 1600 Meter Run

1. Brock Hill, Malad - 4:30.49 \*
2. Marty Bonner, Timberline - 4:33.74
3. Steve Heikkila, McCall/Donnelly - 4:35.87
4. Bryant Jenks, Oakley - 4:36.57
5. Vanni Tilzey, Nampa Christian - 4:37.28
6. Todd McKay, West Side - 4:38.58



### Long Jump

1. Brad Matthews, Declo - 21-11 3/4
2. Rick Johnson, Nezperce - 21-1 1/2
3. Ty Earls, McCall - 20-11
4. Paul Schmidt, Prairie - 20-7 3/4
5. Kyle Pehan, Mullan - 20-4
6. Randy Ivie, Mackay - 19-5



### 3200 Meter Run

1. Charlie Joe, West Side - 9:45.59
2. Vanni Tilzey, Nampa Christian - 9:52.52
3. Marty Bonner, Timberline - 9:57.06
4. Todd McKay, West Side - 9:57.54
5. Steve Heikkila, McCall/Donnelly - 10:05.9
6. Karst Riggers, Nezperce - 10:14.0



### Pole Vault

1. Bill Rogers, Grangeville - 13-6
2. Brad Matthews, Declo - 13-0
3. Roddy Cabbage, Gooding State - 12-6
4. Bill Coltrin, Declo - 12-6
5. Charlie Shepherd, Salmon River - 12-0
6. Stacy Stuart, Garden Valley - 12-0



### Shot Put

1. Todd Kimmes, Gooding - 50-11 1/2
2. Swen Swenson, Gooding - 50-11 1/4
3. Matt Simmons, Glens Ferry - 49-9 3/4
4. Joe Egurrola, Homedale - 49-9
5. Mark Carpenter, Glens Ferry - 49-7
6. Jeff Whipple, Nezperce - 48-11 1/2



### 4 x 100 Meter Relay

1. McCall/Donnelly - 44.39
2. Homedale - 44.53
3. Gooding - 44.76
4. Clearwater Valley - 45.1
5. Hansen - 45.3
6. Grace - 45.4



### Discus

1. Bill Brown, Timberline - 150-5
2. Kelsey Edwards, Grangeville - 150-3
3. Tom Barber, McCall - 149-8
4. Clint Rohner, Malad - 145-1
5. Bryan Gerfen, Grangeville - 137-10
6. John Oldham, Oakley - 136-9



### 4 x 200 Meter Relay

1. Gooding - 1:32.4
2. Homedale - 1:32.5
3. Council - 1:32.6
4. Hansen - 1:32.7
5. Grace - 1:35.2
6. Malad - 1:35.5



### High Jump

1. Matt Lemons, Fruitland - 6-4
2. Ken Brandsma, Wendell - 6-4
3. Don Raymond, Clearwater Valley, 6-4
3. Lance Taylor, Malad - 6-4
5. Charlie Shepherd, Salmon River - 6-2
5. James Siewart, Greenleaf - 6-2



### 4 x 400 Meter Relay

1. Clearwater Valley - 3:28.2 \*
2. Parma - 3:28.7
3. Kimberly - 3:31.2
4. Council - 3:34.7
5. Highland - 3:35.6
6. Challis - 3:36.8



### Triple Jump

1. Erik Knutsen, Malad - 42-10
2. Brad Matthews, Declo - 42-1/2
3. John Weeks, Gooding - 42-0
4. Bracken Budge, Malad - 41-4 3/4
5. Paul Schmidt, Prairie - 41-4 1/4
6. Larson Anderson, Salmon River - 41-1 1/2



### Medley Relay

1. McCall/Donnelly - 3:42.43
2. Highland - 3:43.08
3. Prairie - 3:46.40
4. Parma - 3:48.64
5. Glens Ferry - 3:51.22
6. Malad - 3:51.64

\*A-3 Record



# TRACK AND FIELD

## Girls A-2 Winners



### 100 Meter Hurdles

1. Kelly Ott, Weiser - 15.89
2. Karla Yrjana, Kellogg - 16.00
3. Amy Shippen, Rigby - 16.42
4. Rachel Crank, Rigby - 16.43
5. Trina Sorensen, Soda Springs - 16.68
6. Laura Cecil, Jerome - 16.69



### 1600 Meter Run

1. Laura Jensen, Jerome - 5:24.86
2. Pam Bartosovsky, Buhl - 5:36.97
3. Tomi O'Neil, Kellogg - 5:42.77
4. Jonna Caruthers, Emmett - 5:43.27
5. Tammy Brothers, Kuna - 5:43.6
6. Erin Renfro, Wood River - 5:45.0



### 300 Meter Hurdles

1. Karla Yarjana, Kellogg - 45.42
2. Vonnie Armenta, Vallivue - 45.74
3. Kelly Ott, Weiser - 46.85
4. Laura Cecil, Jerome - 46.96
5. Jackie Oldfather, Wood River - 47.69
6. Rachel Crank, Rigby - 47.87



### 3200 Meter Run

1. Karen Packham, Kuna - 11:20.42
2. Laura Jensen, Jerome - 11:50.1
3. Jenny Goetsche, Kuna - 11:53.69
4. Tammy Brothers, Kuna - 12:07.27
5. Shellie Sperry, Wallace - 12:07.6
6. Amy Witzel, Emmett - 12:10.50



### 100 Meter Dash

1. Amy Engelbert, Wood River - 12.93
2. Becky Hinton, Emmett - 12.95
3. Sandy Rowlan, American Falls - 13.17
4. Nancy Stevens, Buhl - 13.22
5. Shelly Garrett, Burley, - 13.25
6. Jackie Altman, Jerome - 13.31



### Discus

1. Malinda Sargent, Shelley - 120-11
2. Tiffany Crist, Jerome - 119-3
3. Lisa Hibbert, Snake River - 118-6
4. Lisa Watkins, Kuna - 117-0
5. Heather McIntosh, Lakeland - 110-0
6. Gina Dance, Snake River - 108-0



### 200 Meter Dash

1. Nancy Stevens, Buhl - 26.06
2. Becky Hinton, Emmett - 26.89
3. Jackie Altman, Jerome - 26.90
4. Angela Bloom, So. Fremont - 26.91
5. Tania Young, Kuna - 27.03
6. Malisa McNeil, Wallace - 27.36



### Shot Put

1. M. Hairiston, Orofino - 35-11 1/2
2. Debbie McMillan, Moscow - 35-7 1/2
3. Lisa Watkins, Kuna - 35-5
4. Tiffany Crist, Jerome - 35-3
5. Kim Schumaker, Bishop Kelly - 33-4
6. Suzie Johnson, Salmon - 32-6 1/2



### 400 Meter Dash

1. Jackie Altman, Jerome - 59.67
2. Kelli McCoy, So. Fremont - 1:00.26
3. Angela Bloom, So. Fremont - 1:01.73
4. Brenda Cadnum, Bonners Ferry - 1:01.77
5. Jennifer Terra, Wood River - 1:01.79
6. Becky Bower, American Falls - 1:03.03



### Long Jump

1. Denise Bunch, Orofino - 17-5 3/4
2. Nancy Stevens, Buhl - 17-1/4
3. Nikki Harper, Snake River - 16-10
4. Laura Cecil, Jerome - 16-8
5. Malisa McNeil, Wallace - 16-6 1/4
6. Lisa Halbert, Payette - 15-10 1/2



### 800 Meter Run

1. Karen Packham, Kuna - 2:18.29 \*
2. Melissa Spencer, Orofino - 2:22.15
3. Shellie Sperry, Wallace - 2:22.70
4. Shawna Scott, Moscow - 2:24.16
5. Jenny Goetsche, Kuna - 2:24.88
6. Teresa Heap, Rigby - 2:25.9

\*A-2 Record



### High Jump

1. Julie Stocking, American Falls - 5-4
2. Kim Ballensky, Wallace - 5-3
3. Becky Brower, American Falls - 5-3
4. Cindy Williams, Burley - 5-0
5. Heather Scarlett, Emmett - 5-0
6. Jean Romine, Priest River - 4-10
6. Trisha Wodyga, Middleton - 4-10

# TRACK AND FIELD

## Girls A-2 continued



### 4 x 100 Meter Relay

1. Emmett - 50.41
2. So. Fremont - 51.78
3. Wood River - 51.93
4. Kellogg - 51.98
5. Snake River - 52.38
6. Bishop Kelly - 52.49



### 4 x 400 Meter Relay

1. Jerome - 4:08.06
2. Wood River - 4:12.84
3. Kuna - 4:14.36
4. Vallivue - 4:15.04
5. Weiser - 4:15.07
6. Orofino - 4:16.04



### 4 x 200 Meter Relay

1. Emmett - 1:48.37
2. Kuna - 1:49.29
3. Middleton - 1:50.67
4. So. Fremont - 1:50.80
5. Kellogg - 1:51.63
6. Burley - 1:51.99



### Medley Relay

1. Kuna - 1:52.87
2. Emmett - 1:53.09
3. Burley - 1:53.42
4. So. Fremont - 1:54.12
5. Orofino - 1:55.21
6. Bishop Kelly - 1:55.62

## Boys A-2 Winners



### 110 Meter Hurdles

1. Eric Holley, Jerome - 15.28
2. Troy Stevens, Buhl - 15.46
3. Dennis Foltz, Marsh Valley - 15.78
4. Jeff Farley, Orofino - 15.82
5. Joey James, Kellogg - 15.93
6. Dick Lambaugh, Emmett - 16.40



### 200 Meter Dash

1. Brad Stocking, American Falls - 22.73
2. Todd Appleman, Salmon - 22.96
3. Paul Hancock, Jerome - 23.08
4. Brad Douglas, Lakeland - 23.45
4. Steve Lankford, Emmett - 23.45
6. Russ Miller, Salmon - 23.72



### 300 Meter Hurdles

1. Keith Stuffle, Orofino - 39.16\*
2. Rob Bartholomew, Jerome - 39.76
3. Tim Peterson, Lakeland - 40.01
4. Eric Holley, Jerome - 40.27
5. Brian Berrett, Rigby - 40.71
6. Mike Green, Lakeland - 41.28



### 400 Meter Dash

1. Charles Tennant, Buhl - 49.01\*
2. Brad Stocking, American Falls - 49.60
3. Paul Hancock, Jerome - 49.84
4. Napo Jemmings, Wallace - 51.17
5. Steve Lankford, Emmett - 51.63
6. Mike LeClaire, Moscow - 51.79



### 100 Meter Dash

1. Brad Stocking, American Falls - 11.18
2. Todd Appleman, Salmon - 11.38
3. Brian Berrett, Rigby - 11.46
4. John Gourley, Jerome - 11.51
5. Alan Schwartz, Wood River - 11.53
6. Cory Dunne, Kuna - 11.59



### 800 Meter Run

1. Torrey Sheets, Jerome - 1:58.28
2. Kyle Hirsch, Kellogg - 1:59.66
3. Shale Robison, Kuna - 1:59.70
4. Doug Stuffle, Orofino - 2:00.26
5. Tim Kirkland, Moscow - 2:00.56
6. Shaun Morgen, Bonners Ferry - 2:01.52

\* A-2 Record

# TRACK AND FIELD

## Boys A-2 continued



### 1600 Meter Run

1. Duane West, Middleton - 4:28.75
2. Matt Farley, Bishop Kelly - 4:29.86
3. Dylan Deckard, Wood River - 4:32.52
4. Clint May, Salmon - 4:36.14
5. Mike Raneri, Bishop Kelly - 4:36.15
6. Dave Farnsworth, Jerome - 4:37.73



### Discus

1. Adam Sharrai, Orofino - 153-8
2. Jim Baker, Emmett - 152-4
3. Guy Tolman, Burley - 146-7
4. Eric Nielson, Salmon - 141-9
5. Dennis Reinhardt, Orofino - 141-8
6. David Pulley, Emmett - 139-4



### 3200 Meter Run

1. Duane West, Middleton - 9:44.12<sup>9</sup>
2. Clint May, Salmon - 9:50.12
3. Dylan Deckard, Wood River - 9:55.66
4. Matt Farley, Bishop Kelly - 9:55.92
5. Rick Wright, Moscow - 10:03.3
6. Charley Moore, Vallivue - 10:04.1



### Shot Put

1. Jim Baker, Emmett - 56-1 1/2
2. Adam Sharrai, Orofino - 50-8 1/2
3. Tony Williams, Kellogg - 50-7 1/2
4. Guy Tolman, Burley - 47-9 3/4
5. Shawn Orr, Salmon - 47-8 1/2
6. Carl Cole, Kellogg - 47-1 1/4



### Triple Jump

1. Jeff Lang, Wallace - 46-6 1/2
2. Brad Stocking, American Falls - 44-5 3/4
3. Terry Heffner, Bishop Kelly - 44-1 1/2
4. Jeff Farley, Orofino - 43-7 3/4
5. Wyatt Rose, So. Fremont - 41-11 3/4
6. Mike Sperry, Wallace - 44-10 1/2



### 4 x 100 Meter Relay

1. Jerome - 44.82
2. Wallace - 44.92
3. Bear Lake - 45.59
4. Salmon - 45.68
5. Bonners Ferry - 45.71
6. Payette - 45.92



### High Jump

1. Scott Beets, Vallivue - 6-4
2. Theron Hinckley, Rigby - 6-4
2. Travis Dalton, Jerome - 6-4
4. John Andrich, Wallace - 6-4
5. Mike Reinhardt, Payette - 6-2
6. Shale Robison, Kuna - 6-2



### 4 x 200 Meter Relay

1. Jerome - 1:30.9\*
2. Moscow - 1:32.1
3. Middleton - 1:33.4
4. Wallace - 1:33.8
5. Snake River - 1:34.1
6. Salmon - 1:34.6



### Long Jump

1. Alan Schwartz, Wood River - 22-1/4
2. Jeff Lang, Wallace - 21-11
3. Jeff Farley, Orofino - 21-6 1/4
4. Chris Ware, Bishop Kelly - 21-4 1/4
5. Terry Heffner, Bishop Kelly - 21-1/4
6. Roger Herman, Kuna - 20-10 1/2



### 4 x 400 Meter Relay

1. Orofino - 3:26.86\*
2. Kuna - 3:27.01
3. Moscow - 3:27.08
4. Jerome - 3:28.67
5. Bishop Kelly - 3:31.23
6. Salmon - 3:31.66



### Pole Vault

1. Brad Abbott, Salmon - 13-6
2. Max Brown, Kuna - 13-0
2. Jody Cox, Kuna - 13-0
4. Adam Sharrai, Orofino - 12-6
5. Reed Toombs, Weiser - 12-0
6. Brad Armitage, Buhl - 12-0



### Medley Relay

1. Buhl - 3:39.26\*
2. Jerome - 3:40.41
3. Kuna - 3:43.06
4. Orofino - 3:43.41
5. Moscow - 3:43.42
6. Middleton - 3:46.23

\* A-2 Record

# TRACK AND FIELD

## Girls A-1 Winners



### 100 Meter Hurdles

1. Beth Winans, Meridian - 15.32
2. Jenny Jauquet, Mtn. Home - 15.35
3. Kelly Plaster, Idaho Falls - 15.56
4. Dani Salhus, Pocatello - 15.79
5. Amy Jurries, Capital - 15.97
6. Wendy Perry, Highland - 16.22



### 1600 Meter Run

1. Shaun Sintay, Borah - 5:21.71
2. Holly Medlin, Boise - 5:23.48
3. Lori Peters, Meridian - 5:26.29
4. Jenny Reese, Coeur d'Alene - 5:27.12
5. Valerie Vail, Meridian - 5:27.24
6. Kristy Hood, Minico - 5:32.42



### 300 Meter Hurdles

1. Amy Jurries, Capital - 45.34
2. Jody Hendricks, Capital - 45.93
3. Beth Winans, Meridian - 46.87
4. Nikki Jensen, Madison - 47.20
5. Nicki Atagi, Borah - 47.32
6. Sherri Forbes, Meridian - 47.69



### 3200 Meter Run

1. Shaun Sintay, Borah - 11:04.19 \*
2. Jenny Reese, Coeur d'Alene - 11:04.81
3. Jenny Hannah, Twin Falls - 11:08.57
4. Holly Medlin, Boise - 11:28.8
5. Valerie Vail, Meridian - 11:34.5
6. Hilary Blake, Coeur d'Alene - 11:49.6



### 100 Meter Dash

1. Donna Swindell, Meridian - 12.27 \*\*
2. Tracy Saxton, Lewiston - 12.46
3. Jenny Jacquet, Mtn. Home - 12.70
4. Michelle Koppes, Capital - 12.88
5. Shauna Christianson, Boise - 12.89
6. Gina Marchwinski, Boise - 12.90



### Shot Put

1. Lisa White, Skyline - 38-4
2. Sandra Kelly, Mtn. Home - 38-2 1/2
3. Stephanie Hall, Highland - 38-2
4. Monica Gustin, Borah - 37-7
5. Lori Souza, Nampa - 36-1 1/2
6. Nani Kaikala, Meridian - 35-9 3/4



### 200 Meter Dash

1. Donna Swindell, Meridian - 25.51
2. Kristie Bergeson, Borah - 25.71
3. Tracy Saxton, Lewiston - 26.07
4. Jamie Gonzales, Highland - 26.27
5. Lynnette Pixley, Lewiston - 26.34
6. Eva Talamantues, Twin Falls - 26.38



### Discus

1. Lori Souza, Nampa - 139-1
2. Lisa White, Skyline - 119-8
3. Jody Dickeson, Lewiston - 117-10
4. Christy Bartlett, Capital - 114-10
5. Stephanie Hall, Highland - 113-11
6. Bonnie Marley, Twin Falls - 110-4



### 400 Meter Dash

1. Kristie Bergesen, Borah - 56.39 \*\*
2. Jamie Gonzales, Highland - 58.05
3. Lynette Pixley, Lewiston - 58.16
4. Trisha Baker, Borah - 59.22
5. Idalia Casiano, Minico - 59.74
6. Lisa Palfreyman, Meridian - 60.00



### High Jump

1. Charlene Fischer, Mtn. Home - 5-4
2. Jenny Jauquet, Mtn. Home - 5-4
3. Diane Brown, Meridian - 5-2
4. Marcy Bakes, Coeur d'Alene - 5-2
5. Sandy Stewart, Idaho Falls - 5-2
5. Wendy Hendricks, Madison - 5-2



### 800 Meter Run

1. Trina Henrie, Capital - 2:18.88
2. Jenny Hannah, Twin Falls - 2:19.15
3. Stephanie Reents, Boise - 2:19.33
4. Christine Olen, Meridian - 2:19.67
5. Oralia Casiano, Minico - 2:22.10
6. Lori Messenger, Coeur d'Alene - 2:22.88



### Long Jump

1. Jenny Jauquet, Mtn. Home - 17-9 3/4
2. Scarlet Overly, Meridian - 17-0
3. Dana Cowen, Twin Falls - 16-11 1/4
4. Wendy Hendricks, Madison - 16-5 1/2
5. Lee Ann Gott, Blackfoot - 16-4 1/4
6. Kim Killgore, Lewiston - 16-3 1/2

\* A-1 Record    \*\*Overall Record

# TRACK AND FIELD

## Girls A-1 continued



### 4 x 100 Meter Relay

1. Meridian - 48.59 \*\*
2. Lewiston - 49.51
3. Borah - 49.70
4. Boise - 50.01
5. Capital - 50.32
6. Pocatello - 51.12



### 4 x 400 Meter Relay

1. Capital - 3:57.36 \*\*
2. Borah - 3:58.48
3. Meridian - 3:58.94
4. Minico - 4:00.17
5. Twin Falls - 4:07.83
6. Boise - 4:14.38



### 4 x 200 Meter Relay

1. Borah - 1:42.97 \*\*
2. Twin Falls - 1:44.65
3. Meridian - 1:45.92
4. Lewiston - 1:46.15
5. Capital - 1:46.37
6. Minico - 1:46.39



### Medley Relay

1. Twin Falls - 1:50.79 \*\*
2. Boise - 1:51.69
3. Pocatello - 1:51.93
4. Meridian - 1:52.26
5. Borah - 1:53.24
6. Lewiston - 1:53.31

\* A-1 Record

\*\* Overall Record

## Boys A-1 Winners



### 110 Meter Hurdles

1. Matt Jeffries, Meridian - 14.98
2. Scott Halverson, Minico - 15.02
3. Miguel Gornachatagi, Borah - 15.17
4. Eric St. Michelle, Capital - 15.41
5. Alex LaBeau, Twin Falls - 15.44
6. James Medina, Caldwell - 15.72



### 200 Meter Dash

1. Jim Waite, Meridian - 21.65
2. Kirk Andrus, Capital - 21.85
3. Scott Charlton, Bonneville - 22.01
4. Elijah George, Borah - 22.12
5. Mark Anderson, Borah - 22.17
6. Cory Williams, Borah - 22.93



### 300 Meter Hurdles

1. Miguel Gornachatagi, Borah - 39.48
2. Matt Jeffries, Meridian - 39.49
3. Scott Halverson, Minico - 39.73
4. Tom McLinn, Twin Falls - 39.76
5. James Medina, Caldwell - 40.12
6. Kelly Liljewquist, Highland - 40.34



### 400 Meter Dash

1. Dutch Harris, Capital - 48.93
2. Thayne Chaumell, Borah - 49.51
3. Niko Gordon, Pocatello - 50.24
4. Kirk Dyorich, Bonneville - 50.84
5. Bob Bain, Twin Falls - 50.90
6. Chad Childears, Sandpoint - 51.44



### 100 Meter Dash

1. Jim Waite, Meridian - 10.78
2. Scott Charlton, Bonneville - 10.95
3. Mark Anderson, Borah - 11.02
4. Paul Narcisian, Coeur d'Alene - 11.10
5. Tony Nagle, Post Falls - 11.24
6. Cory Williams, Borah - 11.31



### 800 Meter Run

1. Brett Plummer, Capital - 1:55.52
2. Dan Russell, Idaho Falls - 1:55.77
3. Rob Rene, Highland - 1:56.44
4. Clark Pentico, Mtn. Home - 1:57.63
5. Tom Nate, Blackfoot - 1:58.75
6. Scott Pettit, Idaho Falls - 1:58.96

# TRACK AND FIELD

## Boys A-1 continued



### 1600 Meter Run

1. Andy Swanson, Borah - 4:17.54
2. Robin Card, Capital - 4:20.7
3. Chad Wilson, Meridian - 4:25.94
4. Steve Fogerty, Idaho Falls - 4:28.26
5. Doug Ebbers, Nampa - 4:29.09
6. Dan Johnson, Lewiston - 4:30.31



### 3200 Meter Run

1. Robin Card, Capital - 9:19.5
2. Travis Guse, Idaho Falls - 9:25.32
3. Kaid McKay, Lewiston - 9:31.15
4. Andy Swanson, Borah - 9:37.69
5. Brett Plummer, Capital - 9:41.59
6. Will Kemper, Boise - 9:42.4



### Discus

1. Jim Hoover, Sandpoint - 160-1
2. John Hall, Highland - 159-6
3. Paul Jaynes, Bonneville - 155-7
4. Steve Chaption, Twin Falls - 155-3
5. Paul Tofflemire, Post Falls - 154-7
6. Todd Dickeson, Lewiston - 153-6



### Shot Put

1. Alan Lasley, Highland - 54-10 1/2
2. Sean Dilulo, Boise - 54-7 1/2
3. Mike Bills, Skyline - 53-3/4
4. Paul Tofflemire, Post Falls - 51-6
5. Mike Stowell, Meridian - 49-1/4
6. Paul Jaynes, Bonneville - 48-11



### Long Jump

1. Jim Waite, Meridian - 23-3
2. Dutch Harris, Capital - 22-1 3/4
3. Joe Rogan, Meridian - 21-8 1/4
4. Tom McLinn, Twin Falls - 21-0
5. Sam Lee, Caldwell - 20-9 3/4
6. Kurt Bywater, Twin Falls - 20-9 1/4



### High Jump

1. Jeff Sanor, Boise - 6-8
2. Steve Donnell, Meridian - 6-6
3. Gabe Ostin, Twin Falls - 6-6
4. Dave Cook, Borah - 6-2
5. Rich Dozier, Minico - 6-2
6. Matt Ingersoll, Meridian - 6-2



### Triple Jump

1. Jim Waite, Meridian - 46-4 1/4
2. Sam Lee, Caldwell - 43-10 1/2
3. Matt Ingersoll, Meridian - 43-6 1/4
4. Mike Gustavel, Borah - 43-5 3/4
5. Jay Gustavsen, Boise - 42-5
6. Matt Martinez, Capital - 41-11 1/2



### Pole Vault

1. Matt Taylor, Meridian - 15-0
2. Rich Lowe, Caldwell - 14-3
3. Ken Scott, Boise - 13-9
4. Leon Stevens, Coeur d'Alene - 13-6
5. Justin Bevins, Meridian - 13-0
6. Robert Lundquist, Idaho Falls - 12-6



### 4 x 100 Meter Relay

1. Coeur d'Alene - 43.18
2. Meridian - 43.51
3. Capital - 43.96
4. Twin Falls - 44.38
5. Boise - 44.69
6. Pocatello - 44.75



### 4 x 200 Meter Relay

1. Borah - 1:27.85 RECORD
2. Meridian - 1:29.14
3. Capital - 1:29.19
4. Twin Falls - 1:31.37
5. Boise - 1:32.55
6. Highland - 1:32.97



### 4 x 400 Meter Relay

1. Capital - 3:20.49 \*\*
2. Meridian - 3:21.92
3. Lewiston - 3:26.01
4. Highland - 3:27.20
5. Borah - 3:27.86
6. Caldwell - 3:28.38



### Medley Relay

1. Meridian - 3:36.67
2. Highland - 3:37.98
3. Borah - 3:39.67
4. Coeur d'Alene - 3:40.01
5. Idaho Falls - 3:41.83
6. Boise - 3:42.32

\* A-1 Record    \*\*Overall Record

# GOLF

## State Golf Tournament May 16, 17, 1986 Sandcreek Golf Course, Idaho Falls

### Class A

#### TEAM

1. Lewiston - 591
2. Coeur d'Alene - 601
3. Meridian - 630
4. Borah - 640

#### INDIVIDUAL MEDALISTS

Chuck Bosen, Highland - 71  
Rich Chaffield, Coeur d'Alene - 72  
James Chrisman, Boise - 73  
Duff Davies, Lewiston - 74  
Scott Sullivan, Lewiston - 74  
Mark Laird, Lewiston - 74  
Doug Dekerchove, Borah - 74  
Dean Waide, Coeur d'Alene - 74  
Randy Fink, Coeur d'Alene - 75  
Warren Vickers, Lewiston - 75  
Matt Gustavel, Borah - 75  
Tim Richardson, Meridian - 75

### Class B

#### TEAM

1. Middleton - 642
2. Weiser - 644
3. Burley - 648
4. Jerome - 649

#### INDIVIDUAL MEDALISTS

Greg Braun, Middleton - 71  
Brad Church, Burley - 71  
Mike Sweet, Weiser - 72  
Jeff Thomas, Weiser - 73  
J. D. Allard, Bishop Kelly - 73  
Cody Olson, South Fremont - 75  
Roland Ozuna, Vallivue - 75  
Roger Olson, Fruitland - 75  
Ben Olson, Fruitland - 76  
Cam Hirst, Jerome - 76  
Justin Mayer, American Falls - 76  
Chet Davids, Marsh Valley - 76

## SPORTSMANSHIP SERVES A PURPOSE



# TENNIS

## State Tennis Tournament May 16, 17, 1986 Sun Valley Tennis Club

### Class A

#### TEAM

1. Borah - 58
2. Capital - 49
3. Meridian - 41
4. Nampa 20

#### INDIVIDUAL

##### Boys singles

1. Kevin Dibelius (Capital)
2. Rod Moreira (Nampa)
3. Brian Sahr (Idaho Falls)
4. Louis Monnarez (Nampa)

##### Girls singles

1. Becky Clayton (Capital)
2. Traci Binder (Borah)
3. Lynette Schulfmeier (Meridian)
4. Gretchen Melkle (Skyline)

##### Boys doubles

1. Perkins - Snodgrass (Borah)
2. Mike Harvey - Bob Clayton (Capital)
3. Cory Winn - Clark (Boise)
4. Jason Neville - Bryan Hartz (Idaho Falls)

##### Girls doubles

1. Hinman - Abril (Meridian)
2. Shinn - Lee (Borah)
3. Schroeder - Patits (Lewiston)
4. Hoag - Boigin (Twin Falls)

##### Mixed doubles

1. Amanda Schossberger - Chuck Lawless (Highland)
2. Don Evans - Pam White (Borah)
3. Ryan Janzen - Audra Eaton (Meridian)
4. Annemarie Dega - Hayashi (Boise)

### CLASS B

#### TEAM

1. Wood River, 61
2. Parma, 39
3. Vallivue, 36
4. Kendrick, 27

#### INDIVIDUAL

##### Boys singles

1. John Jacoby (Wood River)
2. Ron Hewett (Kendrick)
3. Jamie Hjort (Wood River)
4. Hakan Borgsprand (Grangeville)

##### Girls singles

1. Tory Thornton (Ketchum-Sun Valley)
2. Linda Boris (Vallivue)
3. Renee Hewett (Kendrick)
4. Dana Richardson (Moscow)

##### Boys doubles

1. John Bale - Matt Pederson (Parma)
2. Tony DuPont - Steve Weise (Moscow)
3. J. W. Penland - Scott Franklin (Bishop Kelly)
4. Phil Larson - Brandon Taylor (Burley)

##### Girls doubles

1. Marianne Moore - Ann Ferries (Wood River)
2. Chris Norris - Christin Floyd (Vallivue)
3. Jill Rickett - Rachel Wagner (Grangeville)
4. Teri Campbell - Kara Ketterling (Weiser)

##### Mixed doubles

1. Brandon Ferris - Kim Gurley (Jerome)
2. Stacey Rookstool - David Miller (Parma)
3. Stacey Woolley - Cody Behrmann (Emmett)
4. James - Brewer (Clearwater Valley)



# STATE TOURNAMENT FINANCIAL REPORTS

---

## 1985 A-1, A-2 STATE VOLLEYBALL

REED GYM, POCATELLO

	DR	CR
Gate Receipts		\$5103.50
4% sales tax		<u>204.14</u>
Net Gate Receipts		\$4899.36
Expenditures	\$8094.26	
Program Sales		\$240.00
A-1 Team reimbursements	3117.26	
A-2 Team reimbursements	<u>3495.18</u>	
	\$14707.10	
Bottom Line Total		(\$9567.74)

#####

## 1985 A-3, A-4 STATE VOLLEYBALL

NNC, NAMPA

	DR	CR
Gate Receipts		\$5619.50
4% Sales Tax		<u>224.78</u>
Net Gate Receipts		\$5394.72
Expenditures	\$7062.29	
Program Sales		\$222.00
A-3 Team reimbursements	2620.80	
A-4 Team reimbursements	<u>2809.56</u>	
	\$12492.65	
Bottom Line Total		(\$6875.93)

## 1985 VOLLEYBALL PLAYOFFS

Cascade District III-II A-3

	DR	CR
Gate Receipts		\$353.00
Sales Tax		<u>14.12</u>
Net gate receipts		338.88
Expenditures	\$135.92	
Bottom Line Total		\$202.96

Twin Falls District III-IV A-1

	DR	CR
Gate Receipts		\$107.00
Sales Tax		<u>4.28</u>
Net gate receipts		102.72
Expenditures	\$202.90	
Bottom Line Total		(\$100.18)

Pocatello District IV-V-VI A-2

	DR	CR
Gate Receipts		\$118.00
Sales Tax		<u>4.72</u>
Net gate receipts		113.28
Expenditures	\$201.52	
Bottom Line Total		(\$88.24)

Grangeville District II-III A-1

	DR	CR
Gate Receipts		\$139.00
Sales Tax		<u>5.56</u>
Net gate receipts		133.44
Expenditures	\$216.70	
Bottom Line Total		(\$83.26)

# STATE TOURNAMENT FINANCIAL REPORTS

---

## 1986 A-1, A-2 GIRLS STATE BASKETBALL

Bonneville, Idaho Falls

	DR	CR
Gate Receipts		\$12685.60
4% Sales Tax		<u>507.42</u>
Net gate receipts		\$12178.18
Expenditures	\$11,255.64	
Program Sales		418.50
A-1 Team reimbursements	5003.04	
A-2 Team reimbursements	<u>5901.21</u>	=====
	\$22,159.89	
Bottom Line Total		(\$9,563.21)

#####

## 1986 A-3, A-4 GIRLS STATE BASKETBALL

NNC, NAMPA

	DR	CR
Gate Receipts		\$11,833.00
4% Sales tax		<u>473.32</u>
Net gate receipts		\$11,359.68
Expenditures	\$11,233.52	
Program Sales		325.00
A-3 Team reimbursements	3927.69	
A-4 Team reimbursements	<u>3600.51</u>	=====
	\$18,761.72	
Bottom Line Total		(\$7,077.04)

---

## 1986 GIRLS BASKETBALL PLAYOFFS

Lewiston District I-III A-1

	DR	CR
Gate Receipts		\$93.00
Sales tax		<u>3.72</u>
Net gate receipts		89.28

Expenditures \$407.25

Bottom Line Total (\$317.97)

Twin Falls District III-V A-1

	DR	CR
Gate Receipts		\$175.00
Sales tax		<u>7.00</u>
Net gate receipts		\$168.00

Expenditures \$262.25

Bottom Line Total (\$94.25)

---

Pocatello District IV-VI A-2

	DR	CR
Gate Receipts		\$91.00
Sales tax		<u>3.64</u>
Net gate receipts		\$87.36

Expenditures \$280.01

Bottom Line Total (\$192.65)

Cascade District II-III A-2

	DR	CR
Gate Receipts		\$137.00
Sales tax		<u>5.48</u>
Net gate receipts		\$131.52

Expenditures \$266.65

Bottom Line Total (\$135.13)

# STATE TOURNAMENT FINANCIAL REPORTS

---

## 1986 A-1, A-2 BOYS STATE BASKETBALL

BSU Pavilion	DR	CR
Gate Receipts		\$90,822.00
4% Sales Tax		<u>3493.15</u>
Net gate receipts		\$87,328.85
Expenditures	\$35,631.74	
Programs Sales		2739.00
A-1 Team reimbursements	3747.65	
A-2 Team reimbursements	<u>4381.77</u>	=====
	\$43,761.16	
Bottom Line Total		\$46,306.69

#####

## 1986 A-3, A-4 BOYS STATE BASKETBALL

BSU Pavilion	DR	CR
Gate Receipts		\$37,851.00
4% Sales Tax		<u>1455.81</u>
Net gate receipts		\$36,395.19
Expenditures	\$27,082.39	
Program Sales		1685.00
A-3 Team reimbursements	4026.54	
A-4 Team reimbursements	<u>3915.02</u>	=====
	\$35,023.95	
Bottom Line Total		\$3,056.24

---

## 1986 BOYS BASKETBALL PLAYOFFS

Lewiston District I-III A-1	DR	CR	Twin Falls District III-V A-1	DR	CR
Gate Receipts		\$1328.15	Gate Receipts		\$1302.00
Sales tax		<u>53.13</u>	Sales tax		<u>52.08</u>
Net gate receipts		\$1275.02	Net gate receipts		\$1249.92
Expenditures	\$390.81		Expenditures	\$451.37	
Bottom Line Total		\$884.21	Bottom Line Total		\$798.55

---

Pocatello District IV-VI A-2	DR	CR	Cascade District II-III A-2	DR	CR
Gate Receipts		\$633.00	Gate Receipts		\$950.00
Sales tax		<u>25.32</u>	Sales tax		<u>38.00</u>
Net gate receipts		\$607.68	Net gate receipts		\$912.00
Expenditures	\$280.01		Expenditures	\$297.24	
Bottom Line Total		\$327.67	Bottom Line Total		\$614.76

# STATE TOURNAMENT FINANCIAL REPORTS

## 1986 A-1, A-2 STATE WRESTLING

NIC, COEUR D'ALENE

	DR	CR
Gate Receipts		\$13,038.75
4% Sales tax		<u>521.55</u>
Net gate receipts		\$12,517.20
Expenditures	\$11,808.08	
Program Sales		481.50
Bottom Line Total		\$1,190.62

#####

## 1986 A-3 STATE WRESTLING

Ricks College, Rexburg

	DR	CR
Gate Receipts		\$10,719.00
4% Sales tax		<u>428.76</u>
Net gate receipts		\$10,290.24
Expenditures	\$8337.15	
Program Sales		319.50
Bottom Line Total		\$3,272.59

---

## 1986 Wrestle-Offs

Shelley District V-VI

No gate admission charged

Expenditures	\$219.20	
--------------	----------	--

---

## 1986 STATE TRACK

BSU STADIUM

	DR	CR
Gate Receipts		\$19,893.00
5% Sales Tax		<u>990.15</u>
Net gate receipts		\$18,812.85
Expenditures	\$12,382.98	
Program Sales		1854.00
T-Shirt Sales		6602.50
Bottom Line Total		\$14,886.37

---

## MILK BOWL '85

MINIDOME, POCA TELLO

	DR	CR
Gate Receipts		\$17,107.75
4% Sales Tax		<u>684.31</u>
Net gate receipts		\$16,423.44
On-site expenses	\$16,597.91	
Program Sales		\$1710.00
Team Reimbursements	\$18,758.00	
Bottom Line Total		(\$17,222.47)

Board of Control  
Idaho High School Activities Association  
P.O. Box 1400  
Boise, Idaho 83701

We have examined the balance sheets of the Idaho High School Activities Association as of May 31, 1986 and 1985 and the related statements of revenues and expenditures and changes in financial position for the years then ended. Our examination was made in accordance with generally accepted auditing standards and, accordingly, included such tests of the accounting records and such other auditing procedures as were considered necessary in the circumstances.

In our opinion the aforementioned financial statements present fairly the financial position of the Idaho High School Activities Association at May 31, 1986 and 1985 and the results of its operations and the changes in its financial position for the years then ended, in conformity with generally accepted accounting principles applied on a basis consistent with that of the preceding year.

*Thurston Lamm & Co.*

July 18, 1986  
Boise, Idaho



IDAHO HIGH SCHOOL ACTIVITIES ASSOCIATION

BALANCE SHEETS

<u>ASSETS</u>	May 31,	
	1986	1985
<b>CURRENT ASSETS:</b>		
Cash	\$ 82,396	\$ 62,596
Accounts receivable	7,624	6,529
Interest receivable	599	
Prepaid expenses	4,895	7,978
Total Current Assets	95,514	77,103
 <b>FIXED ASSETS (Note B):</b>		
Equipment	66,754	56,070
Leasehold improvements	2,741	2,741
Capitalized lease	2,862	2,862
Less accumulated depreciation and amortization	(37,605)	(34,342)
	34,752	27,331
	\$ 130,266	\$ 104,434
 <u>LIABILITIES AND MEMBERS' EQUITY</u>		
<b>CURRENT LIABILITIES:</b>		
Loan payable		\$ 2,250
Accounts payable	\$ 24,810	10,545
Sales tax payable	994	6,636
Other current liabilities	7,811	
Total Current Liabilities	33,615	19,431
 <b>LONG-TERM DEBT:</b>		
Loan payable - Idaho First National Bank		2,250
Less current portion		(2,250)
		-0-
 <b>MEMBERS' EQUITY:</b>		
Balance, Beginning of Year	85,003	74,506
Excess revenue over expenditures	11,648	10,497
Balance, End of Year	96,651	85,003
	\$ 130,266	\$ 104,434

See notes to financial statements.



IDAHO HIGH SCHOOL ACTIVITIES ASSOCIATION

STATEMENTS OF REVENUES AND EXPENDITURES

	Year ended May 31,	
	<u>1986</u>	<u>1985</u>
Membership, fees, and sponsorships	\$ 228,016	\$ 204,960
Tournaments	319,749	311,136
Sales	21,311	23,330
Other income	<u>23,119</u>	<u>69,269</u>
	592,195	608,695
Tournament expenses	308,382	284,776
General and administrative expenses	<u>272,165</u>	<u>313,422</u>
	<u>580,547</u>	<u>598,198</u>
Excess revenue over expenditures	<u>\$ 11,648</u>	<u>\$ 10,497</u>

See notes to financial statements.



IDAHO HIGH SCHOOL ACTIVITIES ASSOCIATION  
STATEMENTS OF CHANGES IN FINANCIAL POSITION

	Year ended May 31,	
	1986	1985
<b>FINANCIAL RESOURCES WERE PROVIDED BY:</b>		
Excess revenue	\$ 11,648	\$ 10,497
Add items not requiring outlay of cash - depreciation and amortization	5,550	5,438
Loss on sale of fixed assets	1,908	
Proceeds from sale of fixed assets	2,500	
	21,606	15,935
<b>FINANCIAL RESOURCES WERE USED FOR:</b>		
Decrease in obligations under capital leases		69
Purchase of office equipment	17,379	1,058
Decrease in long-term debt		2,242
	17,379	3,369
<b>INCREASE IN WORKING CAPITAL</b>	<b>\$ 4,227</b>	<b>\$ 12,566</b>
<b>NET CHANGES IN ELEMENTS OF WORKING CAPITAL:</b>		
Increase (decrease) in current assets:		
Cash	\$ 19,800	\$ (35,467)
Accounts receivable	1,095	5,820
Prepaid expenses	(3,083)	4,903
Interest receivable	599	
	18,411	(24,744)
(Increase) decrease in current liabilities:		
Current portion of obligations under capital leases		850
Loan payable	2,250	(73)
Accounts payable	(14,265)	26,102
Payroll taxes and retirement payable	5,642	475
Sales taxes payable		10,436
Unearned income		(480)
Other current liabilities	(7,811)	
	(14,184)	37,310
<b>INCREASE IN WORKING CAPITAL</b>	<b>\$ 4,227</b>	<b>\$ 12,566</b>

See notes to financial statements.





IDAHO HIGH SCHOOL ACTIVITIES ASSOCIATION

SUMMARY OF REVENUES

<u>MEMBERSHIP, FEES AND SPONSORSHIP</u>	Year ended May 31,	
	1986	1985
Membership	\$ 57,460	\$ 51,418
Activity cards	51,235	50,150
Sponsorship	100,000	85,000
Officials fees	19,321	18,392
	<u>\$ 228,016</u>	<u>\$ 204,960</u>
<u>TOURNAMENTS</u>		
Football, state tournament	\$ 68,923	\$ 77,368
Girls' basketball - all star percentage	137	319
Boys' basketball district percentage	23,800	24,917
Track, state	19,878	19,170
Volleyball, state	11,952	11,821
Girls' basketball, state	25,452	19,869
Wrestling, state	25,378	20,166
Boys' basketball, state	135,978	131,493
Debate, speech and drama	8,004	5,917
Football, all star percentage	247	
Wrestling, district percentage		96
	<u>\$ 319,749</u>	<u>\$ 311,136</u>
<u>SALES</u>		
Rule book sales	\$ 1,824	\$ 2,228
Program income	9,292	10,216
Tee shirts	10,195	10,886
	<u>\$ 21,311</u>	<u>\$ 23,330</u>
<u>OTHER INCOME</u>		
Interest	\$ 7,733	\$ 10,891
Fines	848	2,670
Music festival	994	20
Program ads	5,477	11,476
Hall of fame	2,400	1,750
Donations	1,550	1,225
Media sports rights	2,051	3,900
Miscellaneous income	2,066	831
Jog-a-thon		36,506
	<u>\$ 23,119</u>	<u>\$ 69,269</u>



IDAHO HIGH SCHOOL ACTIVITIES ASSOCIATION

SUMMARY OF EXPENDITURES

<u>TOURNAMENT EXPENDITURES</u>	<u>Year ended May 31,</u>	
	<u>1986</u>	<u>1985</u>
Debate, speech and drama		\$ 4,622
Debate material		22
Rules clinics	\$ 4,561	2,241
Debate clinics	2,461	
Drama clinics	1,842	
Speech clinics	1,393	
Football, state	69,342	75,922
Cross country, state	425	226
Volleyball, state	21,899	9,227
Girls' basketball, state	36,203	43,917
Boys' basketball, state	65,230	65,576
Wrestling, state	13,752	18,984
Track, state	9,786	11,764
Tennis, state	366	290
Golf, state	70	50
Awards	21,460	22,697
Sales tax	12,132	
Tee shirts	8,675	11,234
Football programs	8,705	
Boys' basketball programs	7,773	
Girls' basketball programs	3,822	
Wrestling programs	4,340	
Volleyball programs	3,180	
Advertising	10,965	18,004
	<u>\$ 308,382</u>	<u>\$ 284,776</u>



IDAHO HIGH SCHOOL ACTIVITIES ASSOCIATION

SUMMARY OF EXPENDITURES

<u>GENERAL AND ADMINISTRATIVE</u>	<u>Year ended May 31,</u>	
	<u>1986</u>	<u>1985</u>
Sports record book	\$ 213	
National federation handbook	877	
Miscellaneous publications	936	
Board of Control	14,297	\$ 8,869
Office supplies	12,280	6,898
Dues and subscriptions	531	273
Telephone	7,914	8,417
Rent	12,151	14,360
Postage	13,060	15,193
Salaries	120,373	113,377
Payroll taxes	5,932	9,629
Legal fees	7,129	4,387
Insurance	18,189	22,382
Clinics	193	
Hall of fame	7,330	3,913
Jog-a-thon	2,879	36,477
Film service	1,975	1,171
Printing	6,582	5,308
Committee expenses	2,845	2,403
Travel	7,000	10,687
Interest	957	1,193
Equipment maintenance	7,070	6,823
Auto	3,875	1,474
Depreciation and amortization	5,550	5,438
Loss on sale of equipment	1,908	
Promotional fees		16,230
Publications	8,088	10,960
Miscellaneous	2,031	7,560
	<u>\$ 272,165</u>	<u>\$ 313,422</u>



