
1992-93

STATE TOURNAMENT

CHAMPIONS

DRAMA

1992 State Drama November 13-14, 1992 Lewis-Clark State College

OVERALL

- | | |
|-------------------|-----------------------|
| 1. Boise | Coach: Kaye Gilchrist |
| 2. American Falls | Coach: Paula Bunce |
| 3. Capital | Coach: JoAnn Lane |
| Mountain Home | Coach: Betty Ashcraft |
| Idaho Falls | Coach: Karl Peterson |

1992 INDIVIDUAL FINISHERS

Solo Pantomime

1. Boise — "Wasted Youth"
David Agler
2. Twin Falls — "The Dream"
Rey Turner
3. Kamiah — "Puppy Love"
Jetta Blanchfield

Ensemble Pantomime

1. Idaho Falls — "A Bad Day at the Lab"
Jason Smith, Jared Dalley
2. Centennial — "After Hours at the Funeral Home"
Legall, Huston
3. Orofino — "Blind Date"
Zach Cloud

Serious Ensemble

1. Boise — "Of Mice & Men"
Jill Aldape
2. Coeur d'Alene — "Who's Afraid of Virginia Woolf?"
Brandon Olson, Traci Mack
3. Boise — "Inside Out"
April Van DeGrift, Athena Killeen, Ben Kline

Original Acting

1. Jerome — "A Look Into My Past"
Kelly Mower
2. Centennial — "Runaways"
Maynard
3. Highland —
Jeremy Chacon, Daniel Zajanc, Jack Turner,
Kate Anthony, Mike Czeredinski

One Act Play

1. Sandpoint — "Ladies of the Mop"
2. Buhl — "Approaching Lavender"

Humorous Solo

1. Mountain Home — "Florida Girl"
James Mills
2. Mountain Home — "Oh Dad, Poor Dad"
Elisa Coffren
3. Capital — "Queen Mab"
Joel Weaver

Humorous Ensemble

1. Madison — "Rosencrantz & Guildenstern are Dead"
Tawnya Mosier, Rachel Davenport
2. Idaho Falls — "Arsenic & Old Lace"
Hilary Anderson, Tyler Kelley, Sunny Bowman
3. Capital — "Star Spangled Girl"
Jeremy Miltenberger, Laura Treat, Shawn Pike

Serious Solo

1. Capital — "Clear Glass Marbles"
Jenne Rosenvall
2. Coeur d'Alene — "Glass Menagerie"
Brandon Olson
3. American Falls — "Night Mother"
Kathy Nelson

Technical Theatre

1. American Falls — Costume
Kristin Theobald
2. American Falls - Costume
Jennifer Hunt
3. Bishop Kelly — "Blood Wedding" for set design
Isaiah Vering

DEBATE

Idaho High School Debate State Championships March 19-20, 1993 BORAH HIGH SCHOOL

SWEEPSTAKES

Class A

Idaho Falls Judy Dean

Class B

Tie: Kuna Jerry Stewart
 Wood River Tim Neville





Class A Policy

| | | |
|-----|-----------------------------------|-------------|
| 1st | Tulley Bragga / Jeremy Kassics | Twin Falls |
| 2nd | Jessica Al Bano / Bill Skimmyhorn | Idaho Falls |
| 3rd | Jon Levering / Jeff Pollack | Borah |
| 4th | Cambria Carlson / Rebecca Adams | Idaho Falls |

Class B Policy

| | | |
|-----|-------------------------------------|-------------|
| 1st | Jon Wilkins / Sam Wilke | Wood River |
| 2nd | Jeremy Agte / Sonyalee Moss | Jerome |
| 3rd | Ryan Jensen / Alex Kiesig | Kuna |
| 4th | Sarah Hollopeter / G. Rey Reinhardt | Grangeville |



Class A Lincoln-Douglas

| | | |
|-----------|----------------|---------|
| 1st | Junelle Harris | Madison |
| Runner-Up | Amy Bice | Madison |

Class B Lincoln Douglas

| | | |
|-----------|---------------|------------|
| 1st | Heather Rambo | Wood River |
| Runner-Up | Brooke Bonner | Wood River |

SPEECH

1993 IHSAA STATE SPEECH April 16-17, 1993 College of Southern Idaho — Twin Falls



Sweepstakes

- | | |
|--------------------------|-------------------|
| 1. Jerome High School | Judi Frederickson |
| 2. Blackfoot High School | Leora Hansen |
| 3. Nampa High School | Eddie Rosenbaum |

A EVENTS

Radio Speaking

- | | |
|------------------|-----------|
| 1. Charles Craft | Pocatello |
| 2. Kirk Hopkins | Highland |
| 3. Matt Parrish | Kuna |

Retold Story

- | | |
|--------------------|-------------|
| 1. Mike Wright | Snake River |
| 2. Audra Omen | Raft River |
| 3. Cambria Carlson | Idaho Falls |

Extemporaneous

- | | |
|--------------------|-----------|
| 1. Chad Harrington | Blackfoot |
| 2. Andrea Courtney | Skyline |
| 3. Ted Cannon | Blackfoot |

Impromptu

- | | |
|-----------------|------------|
| 1. Greg Hurn | Nampa |
| 2. Matt McBride | Nampa |
| 3. Danny White | Twin Falls |

Panel Discussion

- | | |
|--------------------|------------|
| 1. Jim Killett | Nampa |
| 2. Audrey Flake | Minico |
| 3. Janet Yarbrough | Centennial |

Expository Speech

- | | |
|---------------------|------------|
| 1. Megan Darrington | Raft River |
| 2. Richard Burton | Jerome |
| 3. Leslie Thompson | Jerome |

B EVENTS

Salesmanship

- | | |
|--------------------|-----------|
| 1. Heidi Bingham | Jerome |
| 2. Richard Burton | Jerome |
| 3. Chad Harrington | Blackfoot |

Original Oratory

- | | |
|--------------------|---------|
| 1. Amy Bice | Madison |
| 2. Mandy Hamilton | Jerome |
| 3. Justin Thompson | Jerome |

Humorous Interpretation

- | | |
|----------------------|------------|
| 1. Jennie Evans | Centennial |
| 2. Derrek Clifford | Madison |
| 3. Courtney Anderson | Hillcrest |

After-Dinner

- | | |
|---------------|--------|
| 1. Chris Wong | Jerome |
| 2. Katie Neff | Jerome |
| 3. John Roice | Valley |

Serious Interpretation

- | | |
|------------------|--------------|
| 1. Chris Ranks | Blackfoot |
| 2. Megan Schmal | Butte County |
| 3. Denise Wilcox | Jerome |

Oratorical Analysis

- | | |
|-------------------|--------|
| 1. Wendy Olson | Jerome |
| 2. Katie Johansen | Jerome |
| 3. Rufina Been | Jerome |

CROSS COUNTRY

STATE CROSS COUNTRY MEET

October 31, 1992

Highland Golf Course — Pocatello

Team Results





Class B Girls

| | |
|-----------------|-----|
| 1. Sugar-Salem | 77 |
| 2. Ririe | 108 |
| 3. Moscow | 127 |
| 4. Bishop Kelly | 140 |

Class B Boys

| | |
|----------------|-----|
| 1. Vallivue | 94 |
| 2. Moscow | 124 |
| 3. Buhl | 134 |
| 4. Sugar-Salem | 154 |




Class A Girls

| | |
|------------------|-----|
| 1. Minico | 71 |
| 2. Centennial | 81 |
| 3. Coeur d'Alene | 105 |
| 4. Sandpoint | 126 |

Class A Boys

| | |
|---------------|-----|
| 1. Centennial | 35 |
| 2. Meridian | 93 |
| 3. Borah | 111 |
| 4. Boise | 134 |




CROSS COUNTRY

Individual Results

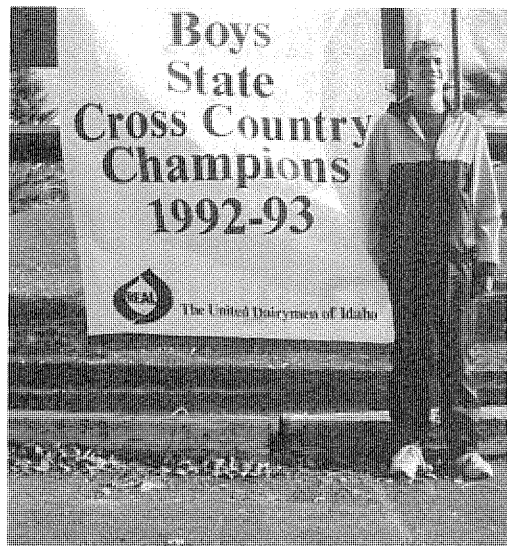
CLASS B GIRLS

| | | | | |
|-----|-------------------|----|---------------|----------|
| 1. | Shannon McCargish | 10 | Kellogg | 19:23.06 |
| 2. | Holly Reed | 10 | Ririe | 19:36.98 |
| 3. | Becky Ward | 10 | Richfield | 19:45.40 |
| 4. | Jacki Saul | 12 | Wood River | 20:47.36 |
| 5. | Katie Cooke | 11 | St. Maries | 20:50.33 |
| 6. | Audrey Madsen | 10 | Preston | 20:53.02 |
| 7. | Joy Bucher | 9 | Bonnors Ferry | 21:11.82 |
| 8. | Jodi Garton | 11 | Moscow | 21:21.22 |
| 9. | Emily Cowan | 9 | Ririe | 21:36.34 |
| 10. | Wendy Woodbury | 9 | Sugar-Salem | 21:28.88 |
| 11. | Brooke Babbit | 10 | Bishop Kelly | 21:32.11 |
| 12. | Shianne Watts | 9 | Snake River | 21:34.00 |
| 13. | Laura McCargish | 9 | Kellogg | 21:36.47 |
| 14. | Katie Eglund | 12 | Moscow | 21:39.29 |
| 15. | Wendy Jeppson | 10 | Sugar-Salem | 21:39.96 |
| 16. | Heidi Galbraith | 10 | Sugar-Salem | 21:40.69 |
| 17. | Rachel Compton | 12 | Bishop Kelly | 21:49.04 |
| 18. | Eve Beutler | 12 | West Side | 21:55.22 |
| 19. | Ellen Morgan | 11 | Buhl | 21:57.31 |
| 20. | Amy Lizotte | 12 | Clark Fork | 21:59.11 |



Shannon McCargish

CLASS B BOYS




Randy Reeder

| | | | | |
|-----|--------------------|----|---------------|----------|
| 1. | Randy Reeder | 12 | Kuna | 16:24.35 |
| 2. | Ryan Sheppard | 12 | Kellogg | 16:44.22 |
| 3. | Chris Reeder | 11 | Kuna | 16:47.59 |
| 4. | Sam Hennis | 12 | Vallivue | 16:51.69 |
| 5. | Lee Klarich | 12 | Bonnors Ferry | 16:43.56 |
| 6. | Chris Branchflower | 12 | Wendell | 17:06.76 |
| 7. | Kyle Fullmer | 10 | Snake River | 17:07.18 |
| 8. | Scott Swan | 11 | McCall | 17:07.66 |
| 9. | Nolan Lien | 12 | Jerome | 17:13.21 |
| 10. | Lyle Rogers | 10 | Gooding | 17:16.54 |
| 11. | Ry Stone | 9 | St. Maries | 17:18.05 |
| 12. | Kirk Whittig | 11 | Vallivue | 17:21.50 |
| 13. | Bill Dalling | 11 | Sugar-Salem | 17:24.31 |
| 14. | Matt McKinney | 12 | Salmon | 12:25.49 |
| 15. | Shawn Galbraith | 12 | Sugar-Salem | 17:29.43 |
| 16. | Trent Price | 11 | Shelley | 17:30.39 |
| 17. | Brent Leslie | 10 | Marsh Valley | 17:32.57 |
| 18. | Kevin Brenner | 11 | Moscow | 17:33.03 |
| 19. | Brent Reed | 12 | Ririe | 17:33.49 |
| 20. | Mike Moser | 12 | Preston | 17:33.96 |

CROSS COUNTRY

Individual Results, continued

CLASS A GIRLS




Christine Kohler

| | | | |
|-----------------------|----|----------------|----------|
| 1. Christine Kohler | 9 | Idaho Falls | 19:13.10 |
| 2. Lisa Chandler | 9 | Highland | 19:26.70 |
| 3. Angie Ross | 11 | Sandpoint | 19:34.42 |
| 4. Charidy Coppes | 11 | Centennial | 19:48.58 |
| 5. Katy Fischer | 11 | Boise | 20:09.17 |
| 6. Heidi Garrett | 12 | Coeur d' Alene | 20:14.82 |
| 7. Michelle Armstrong | 12 | Minico | 20:21.40 |
| 8. Angie Miller | 10 | Meridian | 20:22.16 |
| 9. Emily Mulick | 9 | Pocatello | 20:22.97 |
| 10. Joy Phillips | 12 | Minico | 20:31.58 |
| 11. Erica Dallas | 11 | Borah | 20:32.38 |
| 12. Donna Henscheid | 11 | Minico | 20:33.50 |
| 13. Andrea Corn | 12 | Boise | 20:41.19 |
| 14. Denice Waterman | 10 | Centennial | 20:42.97 |
| 15. Sarah Miller | 11 | Post Falls | 20:44.89 |
| 16. Jeta Hardy | 10 | Rigby | 20:47.46 |
| 17. Shannon Olson | 10 | Post Falls | 20:48.01 |
| 18. Koefad Sigi | 12 | Coeur d' Alene | 20:48.59 |
| 19. Elyse Rolly | 9 | Borah | 20:49.34 |
| 20. Shaeleigh Schanz | 10 | Bonneville | 20:52.38 |

CLASS A BOYS

| | | | |
|----------------------|----|------------|----------|
| 1. Andy Lyda | 12 | Twin Falls | 16:19.28 |
| 2. Justin Shields | 12 | Centennial | 16:25.65 |
| 3. Michael McMullen | 11 | Meridian | 16:29.01 |
| 4. Chris Machan | 12 | Borah | 16:34.34 |
| 5. Billy Herman | 9 | Centennial | 16:39.35 |
| 6. Matthew Long | 10 | Boise | 16:40.48 |
| 7. Danny Herdegen | 11 | Centennial | 16:41.87 |
| 8. Dan Zuckerman | 12 | Boise | 16:46.03 |
| 9. John Ruprecht | 12 | Twin Falls | 16:53.33 |
| 10. Trevor Pettingil | 11 | Centennial | 16:54.32 |
| 11. Justin Atkins | 10 | Centennial | 16:56.20 |
| 12. Brandon High | 12 | Blackfoot | 16:58.41 |
| 13. Chris Belcher | 11 | Highland | 16:59.99 |
| 14. Robbie Naranjo | 11 | Minico | 17:01.31 |
| 15. Daniel Harris | 11 | Blackfoot | 17:03.20 |
| 16. Brian Hadley | 12 | Sandpoint | 17:05.45 |
| 17. Mike Merrell | 12 | Highland | 17:08.50 |
| 18. Mike Puterbaugh | 10 | Capital | 17:10.43 |
| 19. Nathan Hunt | 12 | Meridian | 17:11.64 |
| 20. Shane Carlson | 9 | Meridian | 17:13.83 |



Andy Lyda

Good Sportsmanship Is *Everyone's* Responsibility



The Player . . .

1. Lives clean and plays hard.
Plays for the love of the game.
2. Wins without boasting, loses without excuses and never quits.
3. Respects officials and accepts their decisions without question.
4. Never forgets that he represents his school.

The Coach . . .



1. Inspires in his athletes a love for the game and the desire to win.
2. Teaches them that it is better to lose fairly than to win unfairly.
3. Leads players and spectators to respect officials by setting them a good example.
4. Demonstrates the principles of integrity and dignity of the sport at all times.

The Official . . .

1. Knows the rules.
2. Is fair and firm in all decisions.
Calls them as he sees them.
3. Treats players and coaches courteously and demands the same treatment.
4. Knows the game is for the athletes, and lets them have the spotlight.

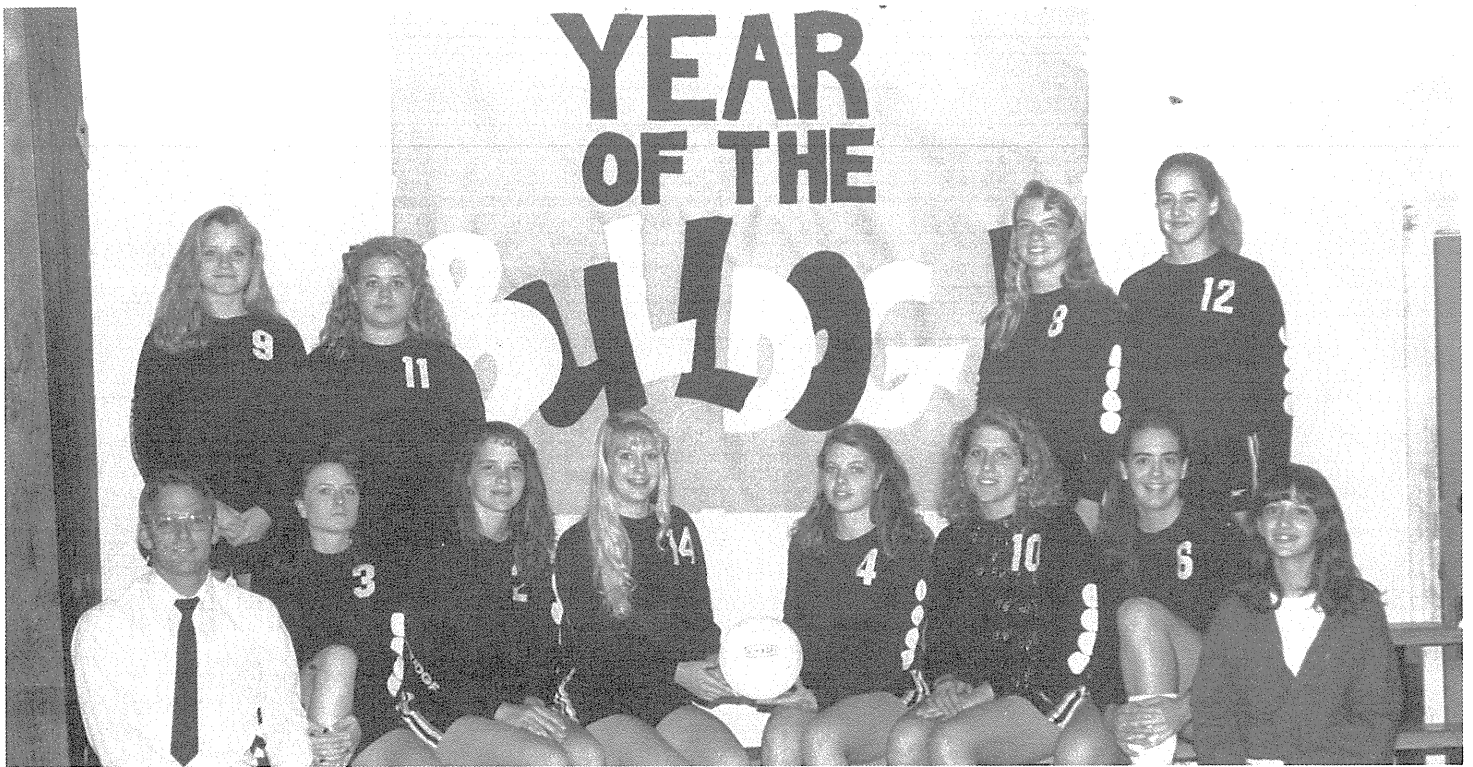
The Spectator . . .

1. Never boos a player or official.
2. Appreciates a good play, no matter who makes it.
3. Exercises self-control and displays good judgement in every action.
4. Gains an understanding and appreciation for the rules of the contest.



VOLLEYBALL

A-4 State Champion CAMBRIDGE HIGH SCHOOL

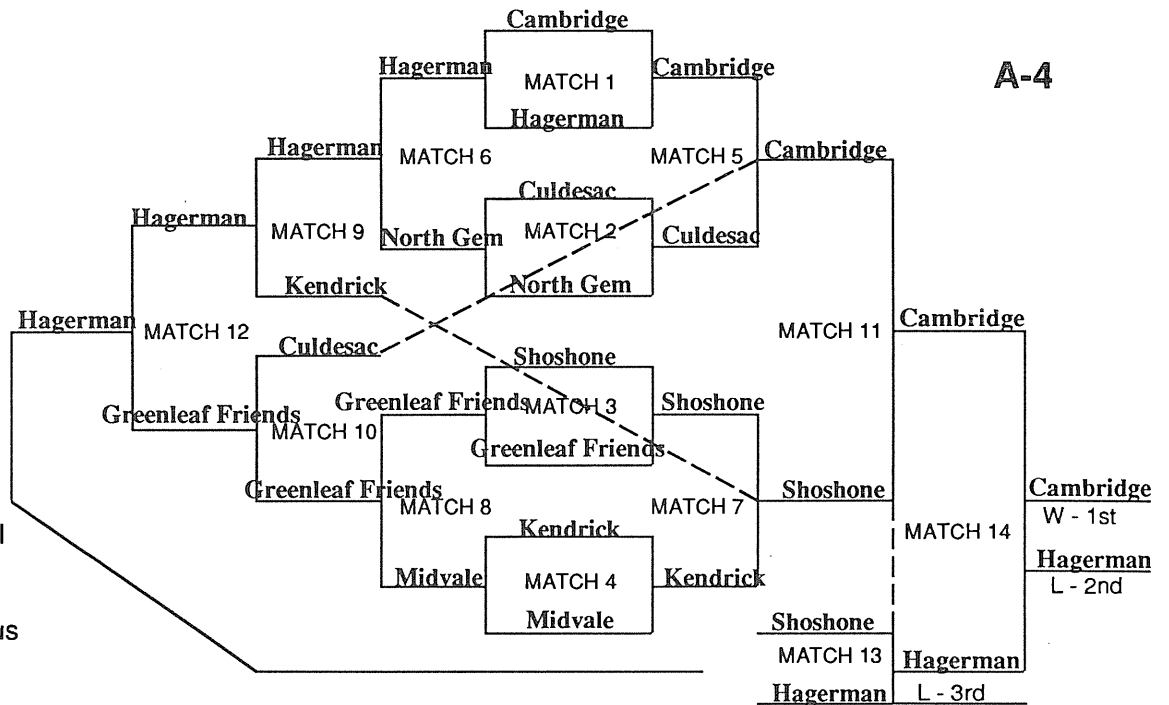


A-3 State Champion GOODING HIGH SCHOOL



VOLLEYBALL

STATE VOLLEYBALL TOURNAMENT
 October 30-31, 1992
 College of Southern Idaho — Twin Falls

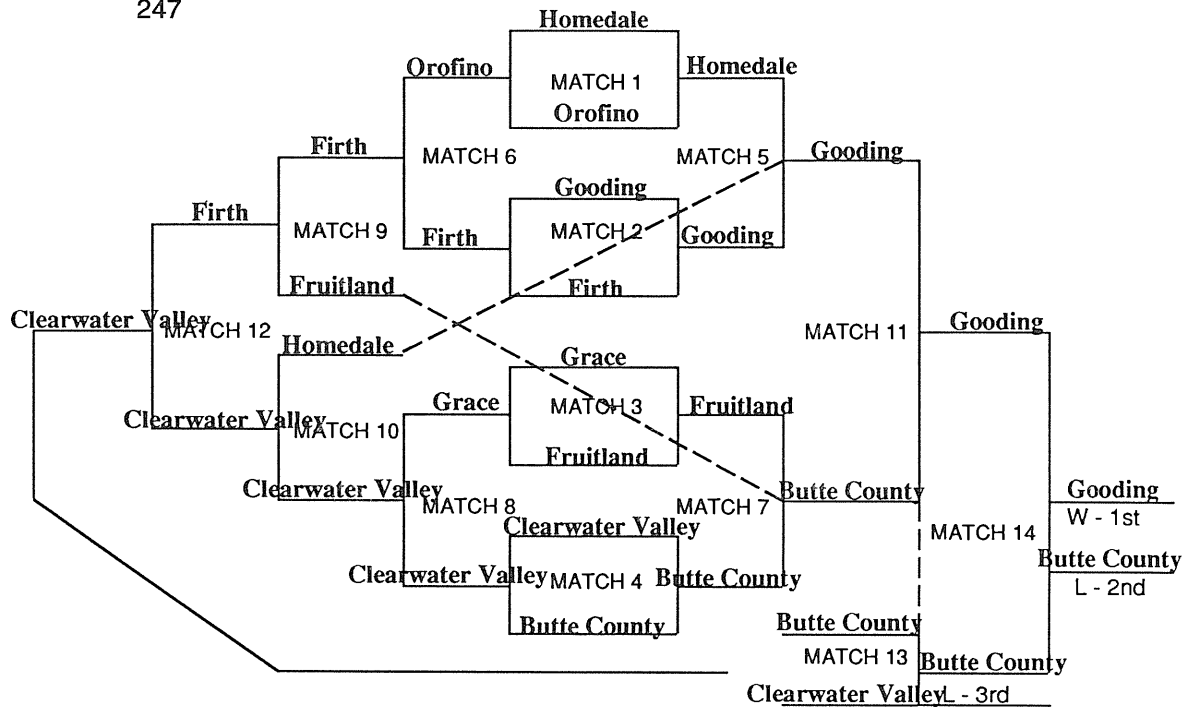


Officials:

- District I Tammy Holdahl
- District II Barbara Fazio
- District III Gail Garwick
- District IV Sharon Lutkehus
- District V Randy Moser
- District VI Gini Porter

Attendance:

| | |
|----------|-------|
| General | 940 |
| Discount | 1,008 |
| Passes | |
| IHSAA | 627 |
| UDI | 247 |



VOLLEYBALL

A-2 State Champion ST. MARIES HIGH SCHOOL

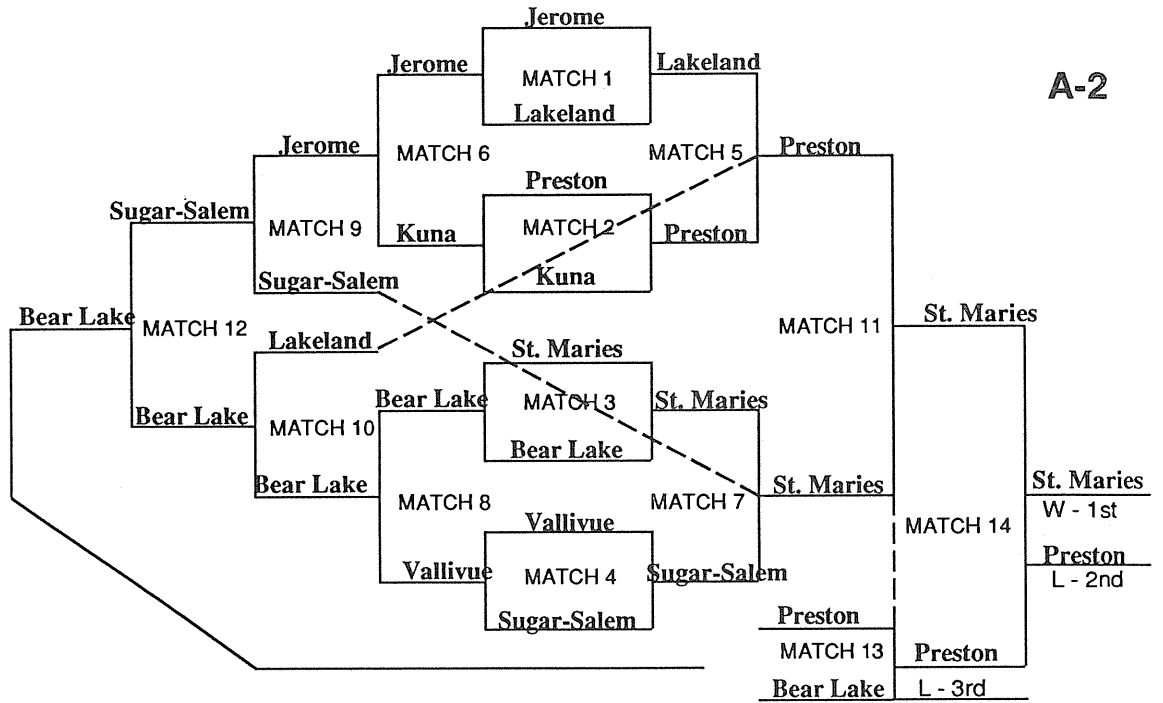


A-1 State Champion MADISON HIGH SCHOOL



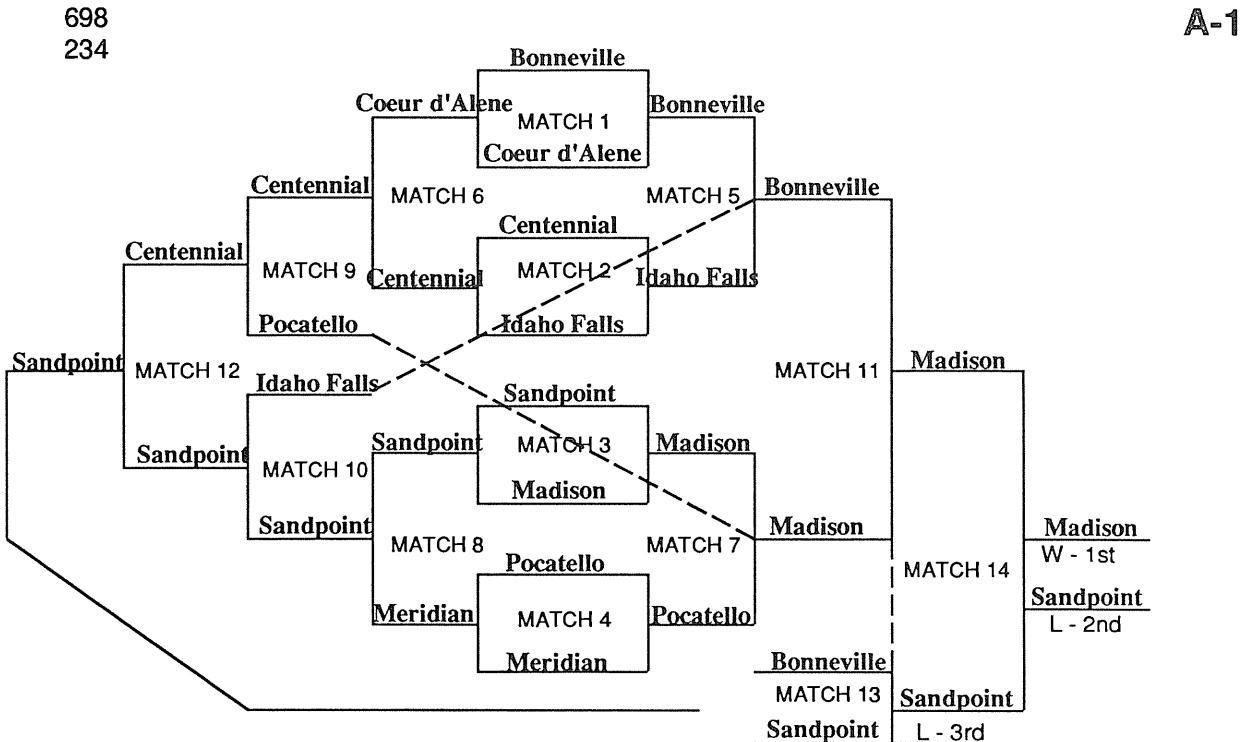
VOLLEYBALL

STATE VOLLEYBALL TOURNAMENT October 30-31, 1992 Skyline High School — Idaho Falls



Attendance:

| | |
|----------|-----|
| General | 861 |
| Discount | 531 |
| Passes | |
| IHSAA | 698 |
| UDI | 234 |



FOOTBALL

A-4 8 Man State Champion
COUNCIL HIGH SCHOOL




A-4 11 Man State Champion
RIMROCK HIGH SCHOOL



FOOTBALL

1992 Milk Bowl State Football Tournament

A-4 8 Man



Game 1
North Gem vs. Notus
Date: 11/07/92
Site: Holt Arena
Officials:
Arne Jones
Edgar Malepeai
Jeff Wakley
Steve Williams

Game 2
Cambridge vs. Carey
Date: 11/07/93
Site: Cambridge
Officials:
Wayne Auer
Karl Richins
Mike Nancolas
Bill McCarrell

Game 3
Mullan vs. Kendrick
Date: 11/07/92
Site: Kibbie Dome
Officials:
Doug Brown
Rick Rasmussen
Ed Newton
Jim White


Game 4
Deary vs. Council
Date: 11/07/92
Site: Kibbie Dome
Officials:
Brian Farmer
Bruce Hunt
Charles Carlson
Leonard Spreiter

Game 5
Notus vs. Carey
Date: 11/14/92
Site: Notus
Officials:
Todd Barnes
Paul Schaffeld
Todd Hall
Larry Lincoln

Game 6
Council vs. Kendrick
Date: 11/14/92
Site: Council
Officials:
Jerry Helgeson
Dan Yraguen
Rich Grimes
Everett Grimes

Game 7
Carey vs. Council
Date: 11/20/92
Site: Milk Bowl, Holt Arena
Officials:
Arne Jones
Edgar Malepeai
Jeff Wakley
Steve Williams
Doug Carlson

A-4 11 Man




Game 1
Castleford vs. Wilder
Date: 11/06/92
Site: Hagerman
Officials:
Mel Hine
Paul Ramaley
Eldon Arriaga
Jim Brown
Rollie Thomason

Game 2
Rimrock vs. Mackay
Date: 11/06/92
Site: Rimrock
Officials:
Jack Jones
Bob Hogg
Kay Engelking
Paul Schaffeld
Dan Yraguen


Game 3
Wilder vs. Rimrock
Date: 11/20/92
Site: Milk Bowl, BSU
Officials:
Jack Jones
Bob Hogg
Bob Ranells
Fred Turner
Kay Engelking

FOOTBALL

A-1 Division II State Champion
SKYLINE HIGH SCHOOL




A-1 Division 1 State Champion
POCATELLO HIGH SCHOOL



FOOTBALL

1992 Milk Bowl State Football Tournament

A-1 Division 2

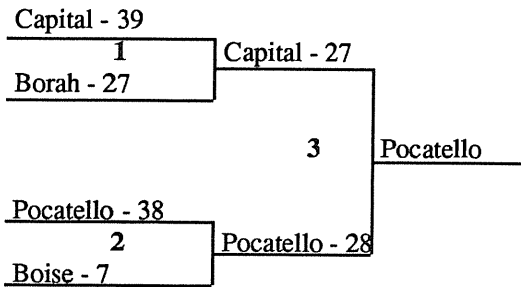


Game 1 Skyline vs. Idaho Falls
Date: 11/13/92
Site: Holt Arena
Officials:
Steve Mack
Blaine McInelly
Randy Ivie
Todd Moss
Mack Shirley

Game 3 Skyline vs. Lewiston
Date: 11/21/92
Site: Milk Bowl, Holt Arena
Officials:
Bob Matthews
Jim Brown
Melvin Hine
Mike Nelson
Reed Tucker

Game 2 Lewiston vs. Caldwell
Date: 11/14/92
Site: Lewiston H.S.
Officials:
Mike Smetana
Corky Fazio
Butch Croy
Dan Storey
Gary Allen

A-1 Division 1



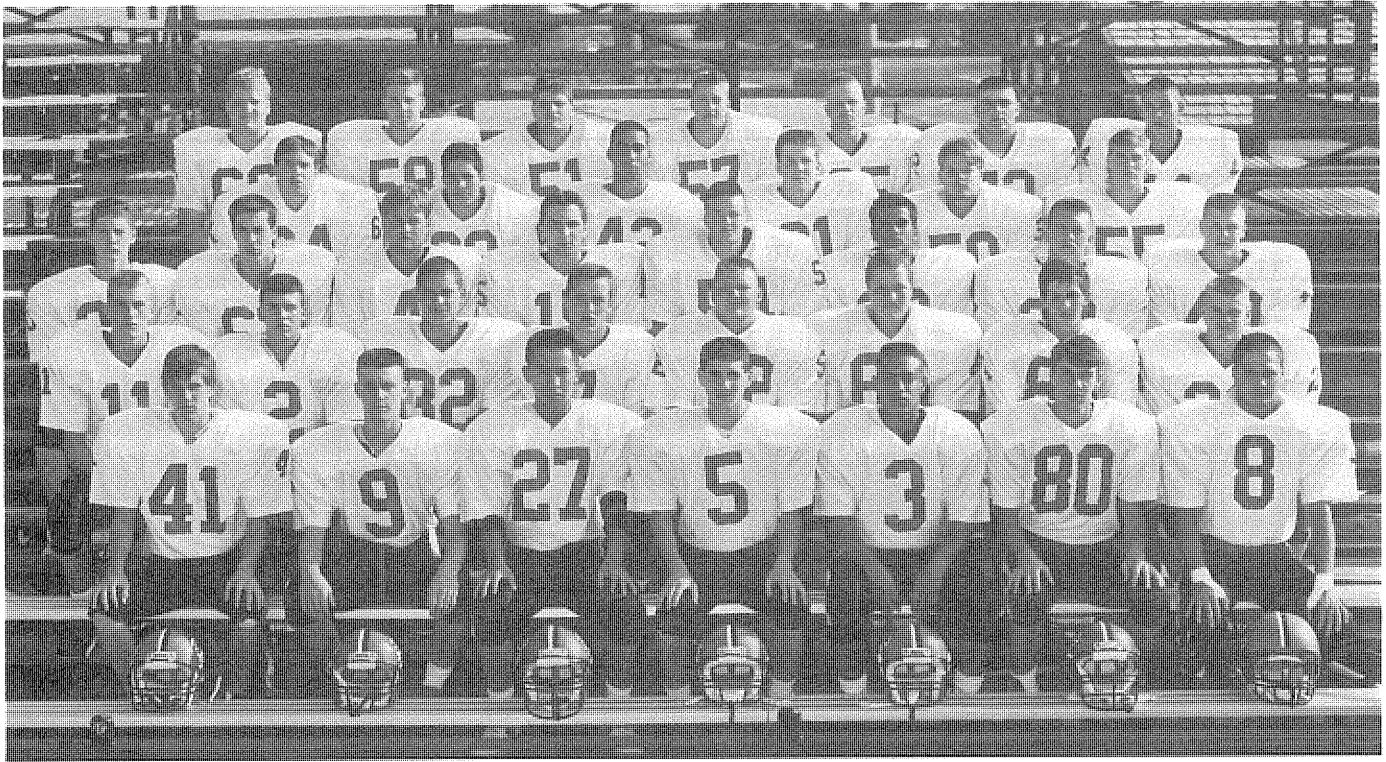
Game 1 Capital vs. Borah
Date: 11/13/92
Site: Bronco Stadium
Officials:
Jack Jones
Fred Turner
Bob Hogg
Bob Ranells
Kay Engelking

Game 3 Capital vs. Pocatello
Date: 11/20/92
Site: Milk Bowl, Holt Arena
Officials:
Bob Ruiz
Wayne Koski
Ron Hopkins
Terry Gorton
Steve Hudson

Game 2 Pocatello vs. Boise
Date: 11/13/92
Site: Holt Arena
Officials:
Doug Carlson
Edgar Malepeai
Steve Williams
Jeff Wakley
Arne Jones

FOOTBALL

A-2 State Champion
MOSCOW HIGH SCHOOL



Good Sportsmanship . . .

- . . . Touches the lives of the people who participate
- . . . Elevates humanity
- . . . Sets a high moral tone




If you're on the field or in the stands,
play fair.

BE A GOOD SPORT

FOOTBALL

1992 Milk Bowl State Football Tournament

A-2



Game 5
Lakeland vs. Moscow
Date: 11/13/92
Site: Kibbie Dome
Officials:
Bob Ruiz
Rick Rasmussen
Larry Cudmore
Ron Hopkins
Steve Hudson

Game 1
Moscow vs. Kuna
Date: 11/07/92
Site: Moscow H.S.
Officials:
Jim Bershaw
Tom Woods, Sr.
Butch Croy
Doug Thornton
Bobby Hicks

Game 3
Jerome vs. Preston
Date: 11/07/92
Site: Holt Arena
Officials:
Mike Nelson
Scott Uhrig
Duane Stands
Dan Creek
Reed Tucker

Game 6
Preston vs. Snake River
Date: 11/14/92
Site: Holt Arena
Officials:
Shane Standley
Scott Marchand
Gary Carlson
Steve Milbrandt
Dennis Oliver


Game 2
Emmett vs. Lakeland
Date: 11/07/92
Site: Emmett
Officials:
Tim Gridley
Todd Hall
Todd Barnes
Jerry Helgeson
Larry Lincoln

Game 4
Sugar-Salem vs. Snake River
Date: 11/07/92
Site: Holt Arena
Officials:
Chris Gardner
Blaine McNelly
Kent Morboe
Marv Sorensen
Bill Sponenburgh

Game 7
Moscow vs. Preston
Date: 11/21/92
Site: Milk Bowl, Holt Arena
Officials:
Steve Mack
Alan Gardner
Chris Gardner
Blaine McNelly
Bill Sponenburgh

FOOTBALL

A-3 State Champion HOMEDALE HIGH SCHOOL



SPORTSMANSHIP/CITIZENSHIP

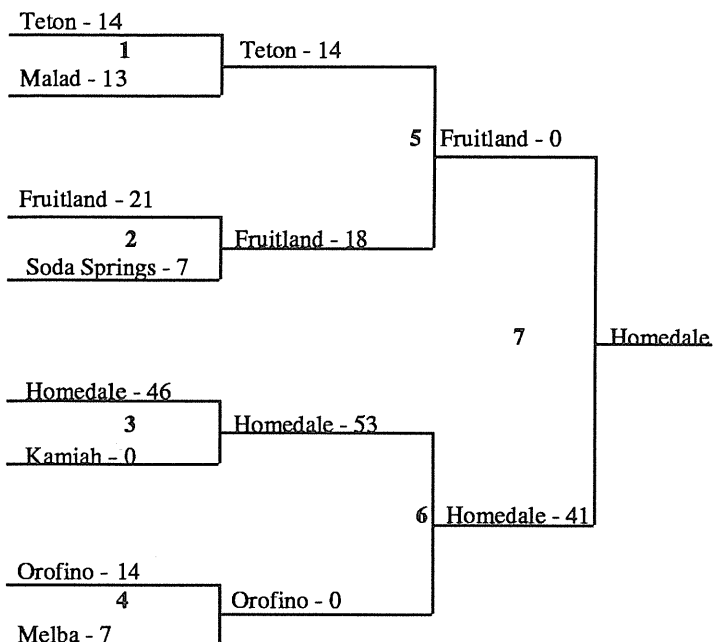
The goal of the interscholastic program is not to develop the participants into All-Americans, but better Americans out of ALL participants

Sportsmanship: One who abides by the rules of a contest and accepts victory or defeat graciously. . .

FOOTBALL

1992 Milk Bowl State Football Tournament

A-3



Game 5
Teton vs. Fruitland
Date: 11/14/92
Site: Holt Arena
Officials:
Chris Gardner
Alan Gardner
Kent Marboe
Bill Sponenburgh
Marv Sorensen

Game 1
Teton vs. Malad
Date: 11/07/92
Site: Holt Arena
Officials:
Steve Mack
Alan Gardner
Todd Moss
Bruce Palmer
Mack Shirley

Game 3
Homedale vs. Kamiah
Date: 11/07/92
Site: Homedale
Officials:
Jack Jones
Bob Hogg
Paul Schaffeld
Dan Yraguen
Kay Engelking

Game 6
Homedale vs. Orofino
Date: 11/14/92
Site: Homedale
Officials:
Jack Jones
Fred Turner
Bob Hogg
Bob Ranells
Kay Engelking


Game 2
Fruitland vs. Soda Springs
Date: 11/07/92
Site: Fruitland
Officials:
Jim Wolfe
Ed Pierson
Joe Yraguen
Everett Grimes
Rich Grimes

Game 4
Orofino vs. Melba
Date: 11/07/92
Site: Orofino
Officials:
Mike Smetana
Marvin Marcell
Mike Czmowski
Doug Gochnour
Don Judd

Game 7
Homedale vs. Fruitland
Date: 11/20/92
Site: Milk Bowl, BSU
Officials:
Jack Jones
Bob Hogg
Bob Ranells
Fred Turner
Kay Engelking

GIRLS BASKETBALL

A-4



Date: February 4, 5, 6, 1993

Site: Hillcrest & Skyline High Schools


Officials:

- District I Bill Bopp, Ron Hopkins
- District II Shawn Spencer, Greg Billups
- District III Kay Engelking, Bob Ranells
- District IV Mark Schaal, Eldon Arriaga, Jim Brown
- District V Gary Carlson, Bob Meyer, Doug Carlson
- District VI Randy Strong, Steve Mack, Charlie Barber, Bill Sponenburgh

Attendance:


| | |
|--------------|-------|
| General | 1,399 |
| Discount | 1,172 |
| IHSAA Passes | 1,062 |
| Dairyman | 448 |

A-3




GIRLS BASKETBALL

A-4 State Champion HIGHLAND HIGH SCHOOL



A-3 State Champion MALAD HIGH SCHOOL




GIRLS BASKETBALL

A-2 State Champion MOSCOW HIGH SCHOOL

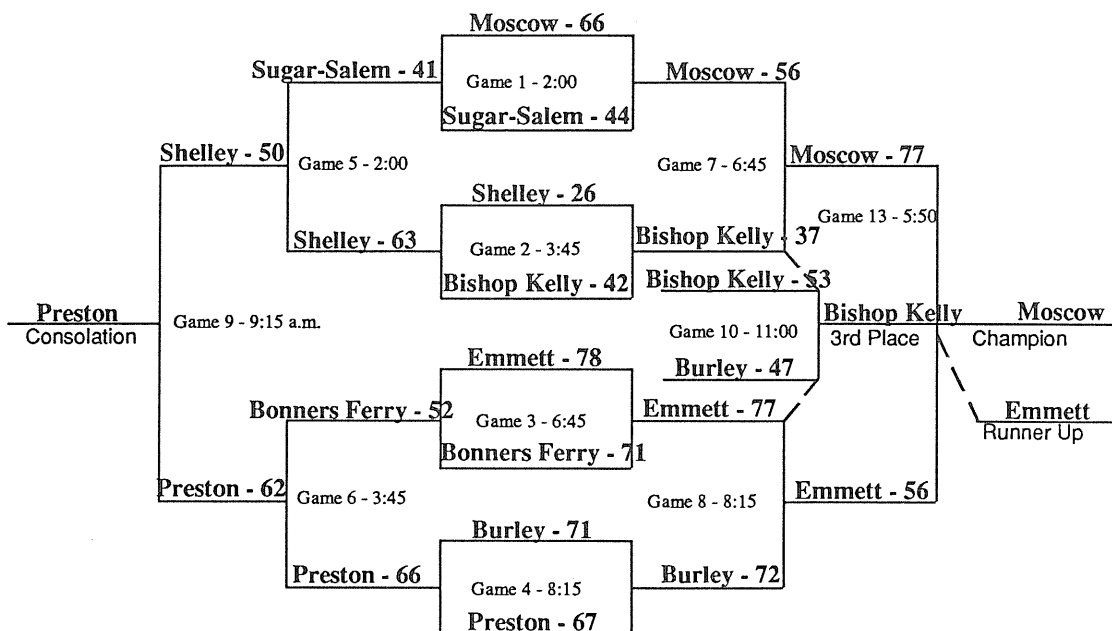


A-1 State Champion CENTENNIAL HIGH SCHOOL



GIRLS BASKETBALL

A-2



Officials:

- District I Bill Bopp, Ron Hopkins
- District II Shawn Spencer, Greg Billups
- District III Kay Engelking, Bob Ranells
- District IV Mark Schaal, Eldon Arriaga, Jim Brown
- District V Gary Carlson, Bob Meyer, Doug Carlson
- District VI Randy Strong, Steve Mack, Charlie Barber, Bill Sponenburgh


Date: February 4, 5, 6, 1993

Site: Idaho Falls & Bonneville High Schools

Attendance:

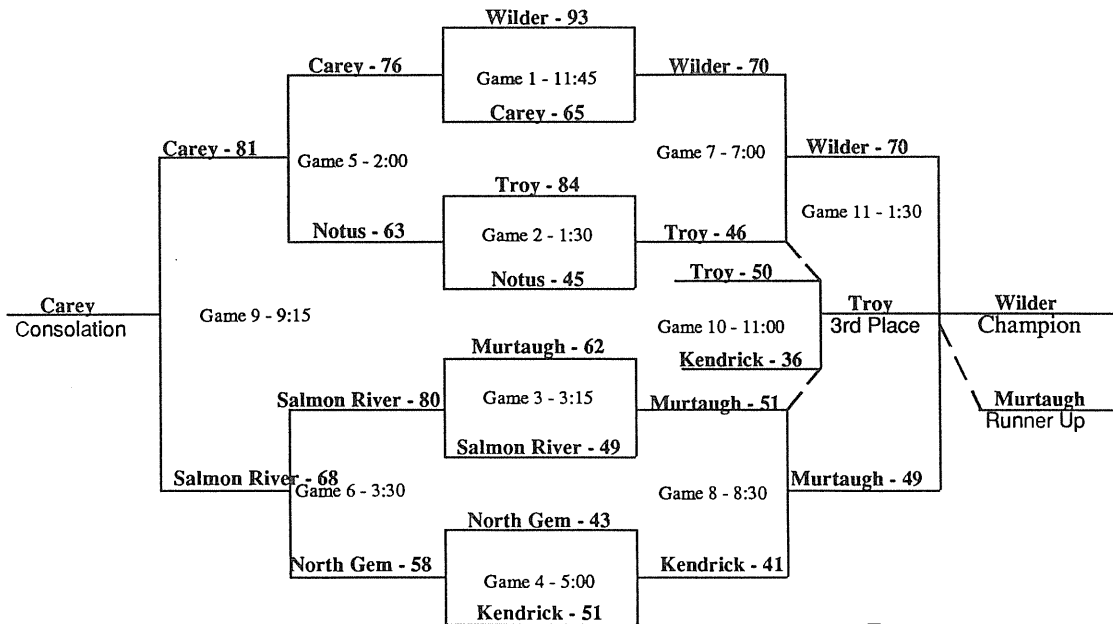
| | |
|--------------|-------|
| General | 2,243 |
| Discount | 2,045 |
| IHSAA Passes | 780 |
| Dairymen | 187 |

A-1



BOYS BASKETBALL

A-4



Date: February 25-27, 1993

Site: Albertson College, Centennial H.S.

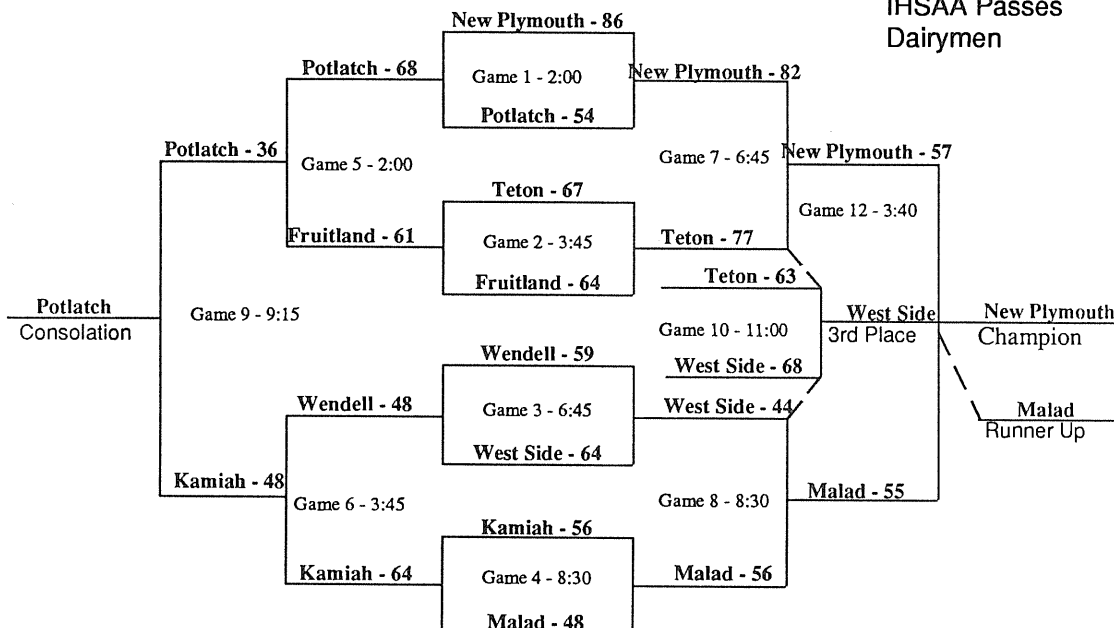
Officials:

| | | |
|--------------|---------------|----------------|
| District I | Bill Bopp | Ron Hopkins |
| District II | Shawn Spencer | Bill Aldinger |
| | Greg Billups | |
| District III | Bob Ranells | Perry Kerfoot |
| | Ed Aronson | Kay Engelking |
| District IV | Lynn Nielsen | Mel Hine |
| District V | Roger Holmes | Doug Carlson |
| | Ren Edwards | |
| District VI | Randy Strong | Charlie Barber |

Attendance:


| | |
|--------------|-------|
| General | 3,627 |
| Discount | 2,930 |
| IHSAA Passes | 1,135 |
| Dairymen | 842 |

A-3



BOYS BASKETBALL

A-4 State Champion WILDER HIGH SCHOOL




A-3 State Champion NEW PLYMOUTH HIGH SCHOOL




BOYS BASKETBALL

A-2 State Championship SUGAR-SALEM HIGH SCHOOL




A-1 State Championship BORAH HIGH SCHOOL



BOYS BASKETBALL

A-2



Date: February 15-17, 1993

Site: Meridian H.S. & BSU Pavilion

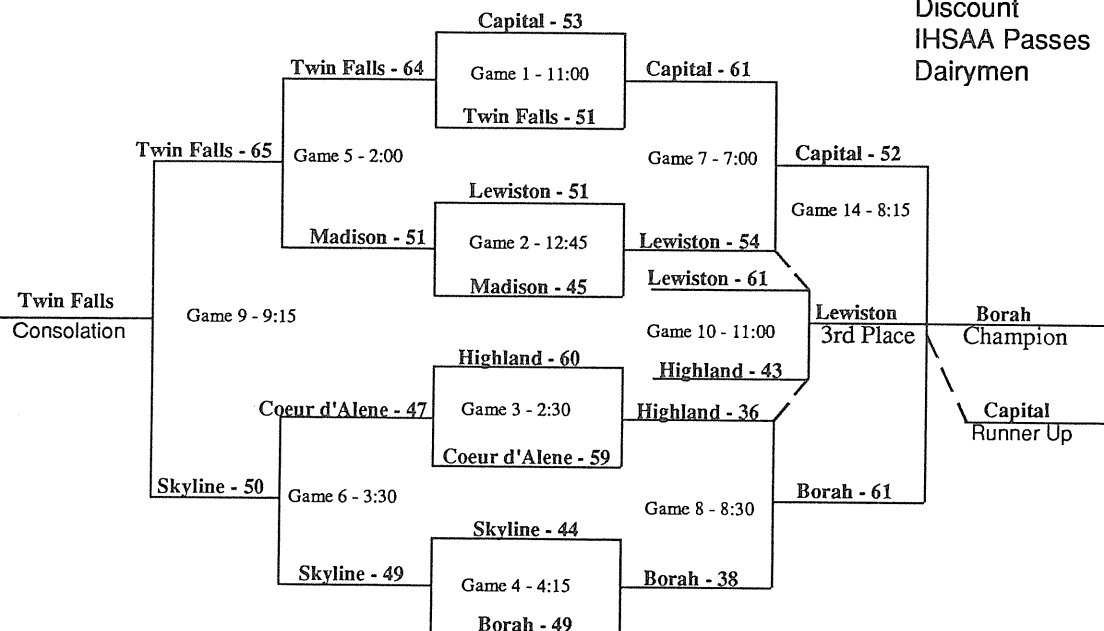
Officials:

| | | |
|--------------|---------------|----------------|
| District I | Bill Bopp | Ron Hopkins |
| District II | Shawn Spencer | Bill Aldinger |
| | Greg Billups | |
| District III | Bob Ranells | Perry Kerfoot |
| | Ed Aronson | Kay Engelking |
| District IV | Lynn Nielsen | Mel Hine |
| District V | Roger Holmes | Doug Carlson |
| | Ren Edwards | |
| District VI | Randy Strong | Charlie Barber |

Attendance:

| | |
|--------------|-------|
| General | 9,276 |
| Discount | 9,760 |
| IHSAA Passes | 3,229 |
| Dairymen | 1,652 |

A-1



WRESTLING

A-1 1993 State Individual Winners Holt Arena, Pocatello March 11-13, 1993




103 LBS.

- | | |
|--------------------------|-------------|
| 1. Brett Lawrence (9) | Sandpoint |
| 2. Trevor Walkington (9) | Sandpoint |
| 3. Corey Belvoir (11) | Capital |
| 4. Cory Smith (11) | Pocatello |
| 5. David Duke (11) | Lewiston |
| 6. Cody Weeks (10) | Idaho Falls |



112 LBS.

- | | |
|--------------------------|------------|
| 1. Mario Cunningham (12) | Highland |
| 2. Jamie Guerra (11) | Twin Falls |
| 3. Ziggy Hale (12) | Pocatello |
| 4. Pat Clevenger (10) | Lewiston |
| 5. Jason Lords (9) | Bonneville |
| 6. Brian Day (12) | Centennial |




119 LBS.

- | | |
|-----------------------|------------|
| 1. Keith Weidert (12) | Pocatello |
| 2. Mike Minszew (12) | Meridian |
| 3. Shane Lee (12) | Skyline |
| 4. Jason Benner (10) | Lewiston |
| 5. Justin Terry (12) | Bonneville |



125 LBS.


- | | |
|-----------------------|-------------|
| 1. Shane Hansen (12) | Idaho Falls |
| 2. Corey Caywood (11) | Nampa |
| 3. Adam Chandler (12) | Nampa |
| 4. Dan Ault (10) | Meridian |
| 5. Tyler Nash (12) | Blackfoot |
| 6. Jake Bloxham (11) | Highland |



130 LBS.


- | | |
|---------------------------|------------|
| 1. Bob Maurer (12) | Lewiston |
| 2. Tyler Weaver (12) | Blackfoot |
| 3. Phil Simpson (12) | Nampa |
| 4. Mike Stone (11) | Centennial |
| 5. Mike Booth (10) | Post Falls |
| 6. Alonzo Van Tassell (9) | Minico |

| Team Champions | | |
|----------------|-----------|-------|
| 1. | Nampa | 118.5 |
| 2. | Highland | 113.5 |
| 3. | Blackfoot | 110.5 |
| 4. | Pocatello | 109 |



135 LBS.

- | | |
|--------------------------|---------------|
| 1. Terry Harpt (12) | Meridian |
| 2. Cary Christensen (12) | Pocatello |
| 3. Jake Phippen (10) | Idaho Falls |
| 4. Rett Clevenger (11) | Coeur d'Alene |
| 5. Bruce Anderson (11) | Minico |
| 6. Josh Edwards (12) | Capital |



140 LBS.

- | | |
|------------------------|-------------|
| 1. Jeff Couch (12) | Minico |
| 2. Aaron Chandler (12) | Nampa |
| 3. Pat Owens (10) | Idaho Falls |
| 4. David George (12) | Bonneville |
| 5. Brian Johnson (11) | Pocatello |
| 6. Russ Reed (12) | Centennial |



145 LBS.

- | | |
|------------------------|-----------|
| 1. Micah Gibson (12) | Caldwell |
| 2. Scott Macbeth (12) | Highland |
| 3. Kelly Moysh (12) | Blackfoot |
| 4. Mike McNett (12) | Boise |
| 5. Andy Zuniga (12) | Capital |
| 6. Chester Lackey (11) | Pocatello |


OFFICIALS

- | | |
|---------------|--------------|
| Merrill Owens | Don Owen |
| George Germer | Todd Bailey |
| Jim Nelson | Gary Kamo |
| Jon Jund | Dale Mowrer |
| Fred Hughes | Arne Jones |
| Layne Dalley | Roger Hanson |




152 LBS.

- | | |
|------------------------|-----------|
| 1. Candon Tanaka (12) | Highland |
| 2. Dustin Turner (12) | Capital |
| 3. Aaron Peterson (12) | Madison |
| 4. Brock Nelson (11) | Borah |
| 5. Dale Wooden (11) | Sandpoint |
| 6. Eric Caywood (12) | Nampa |




160 LBS.

- | | |
|---------------------------|------------|
| 1. Rob Eder (11) | Skyline |
| 2. Joe Bjorn (12) | Madison |
| 3. Chad Anderson (12) | Highland |
| 4. Jon Williams (11) | Boise |
| 5. Travis Caywood (10) | Nampa |
| 6. Dusty Van Engelen (11) | Twin Falls |




171 LBS.

- | | |
|---------------------------|-----------|
| 1. Rayce Rindfleisch (11) | Blackfoot |
| 2. Josh White (12) | Caldwell |
| 3. Paul Fries (11) | Minico |
| 4. Josh Bush (12) | Hillcrest |
| 5. Tim Macomb (12) | Boise |
| 6. Russ Robinson (12) | Madison |



189 LBS.

- | | |
|--------------------------|---------------|
| 1. Brian Kierlieber (12) | Borah |
| 2. Damie Lasater (12) | Boise |
| 3. Andy Moysh (11) | Blackfoot |
| 4. Dave Foster (10) | Skyline |
| 5. Brett Gatten (12) | Coeur d'Alene |
| 6. Jeremy Hebard (12) | Pocatello |




275 LBS.

- | | |
|--------------------------|-------------|
| 1. Geoff Pierce (11) | Twin Falls |
| 2. Burt Beamer (11) | Post Falls |
| 3. Tracy Vail (10) | Minico |
| 4. Josh Swatsenbarg (12) | Idaho Falls |
| 5. Jake Gallegos (10) | Highland |
| 6. Tim Goodworth (12) | Blackfoot |


WRESTLING

A-2 1993 State Individual Winners Holt Arena, Pocatello March 11-13, 1993




103 LBS.

- | | |
|-----------------------|----------------|
| 1. Matt Bake (10) | Sugar-Salem |
| 2. Cody Evans (11) | American Falls |
| 3. Danny Mauger (11) | Snake River |
| 4. Tim Cobb (9) | Weiser |
| 5. Aaron Hottman (11) | Buhl |
| 6. Jake Evans (10) | American Falls |




112 LBS.

- | | |
|------------------------|----------------|
| 1. Wade Wheeler (11) | Snake River |
| 2. Barry Holman (11) | Sugar-Salem |
| 3. Jason Williams (10) | American Falls |
| 4. Dom Martin (12) | Lakeland |
| 5. Andrew Clapier (11) | Vallivue |
| 6. Blake Angell (10) | So. Fremont |




119 LBS.

- | | |
|-----------------------|-------------|
| 1. Jeff McKinlay (12) | Sugar-Salem |
| 2. Cody Jones (10) | Snake River |
| 3. Matt Leak (11) | Preston |
| 4. Mike Lewis (11) | St. Maries |
| 5. Alex Saldivar (11) | Weiser |
| 6. Jason Bozzuto (12) | Wood River |



125 LBS.


- | | |
|------------------------|--------------|
| 1. John Berry (12) | Sugar-Salem |
| 2. Jared Bloxham (12) | Marsh Valley |
| 3. Bryan Knox (12) | Vallivue |
| 4. Rick Ramos (12) | Weiser |
| 5. Josh Ashby (11) | Middleton |
| 6. Jason Figueroa (12) | Kellogg |



130 LBS.


- | | |
|-------------------------|-------------|
| 1. Pat Hodges (12) | Kuna |
| 2. Bryan Zollinger (11) | Sugar-Salem |
| 3. Dan Bisher (12) | Lakeland |
| 4. Joel Keim (12) | Payette |
| 5. Chan Angell (11) | So. Fremont |
| 6. Jared Scott (10) | Snake River |

| Team Champions | |
|-------------------|-------|
| 1. Sugar-Salem | 206 |
| 2. Vallivue | 131 |
| 3. American Falls | 124.5 |
| 4. Snake River | 117.5 |




135 LBS.

- | | |
|------------------------|--------------|
| 1. Shane Carson (12) | Vallivue |
| 2. Jason Lattimer (12) | Marsh Valley |
| 3. Lee Dockery (11) | St. Maries |
| 4. Jon Blanchard (12) | So. Fremont |
| 5. Brent Roberts (12) | Weiser |
| 6. Gary Barber (12) | Sugar-Salem |



140 LBS.

- | | |
|------------------------|--------------|
| 1. Jason Hall (12) | Marsh Valley |
| 2. Seth Graham (12) | Kuna |
| 3. Nephi Allen (12) | So. Fremont |
| 4. Matt Armstrong (11) | Kellogg |
| 5. Jason Keller (11) | Preston |
| 6. Chris Larsen (12) | Wood River |




145 LBS.

- | | |
|------------------------|--------------|
| 1. Kole Clauson (10) | Lakeland |
| 2. Kent Morris (12) | Marsh Valley |
| 3. Josh Price (10) | Sugar-Salem |
| 4. Chad Vargas (12) | Jerome |
| 5. Kurt Beus (12) | Kuna |
| 6. Jason Friedley (12) | Weiser |


OFFICIALS

- | | |
|---------------|--------------|
| Merrill Owens | Don Owen |
| George Germer | Todd Bailey |
| Jim Nelson | Gary Kamo |
| Jon Jund | Dale Mowrer |
| Fred Hughes | Arne Jones |
| Layne Dalley | Roger Hanson |




152 LBS.

- | | |
|------------------------|----------------|
| 1. Bryan Chivers (12) | Buhl |
| 2. Ike Wasden (12) | Sugar-Salem |
| 3. David Peterson (12) | Vallivue |
| 4. Devon Dahlke (11) | American Falls |
| 5. Royden Davis (12) | Bear Lake |
| 6. Aaron Alder (11) | Weiser |




160 LBS.

- | | |
|------------------------|------------|
| 1. Bryan Holgate (12) | Emmett |
| 2. Mike Balmforth (11) | Shelley |
| 3. Kyle Rushton (12) | Wood River |
| 4. Due Ross (12) | St. Maries |
| 5. Chad Campbell (10) | Vallivue |
| 6. Shane Lowe (12) | Moscow |



171 LBS.

- | | |
|--------------------------|---------------|
| 1. Caleb Campbell (12) | Vallivue |
| 2. Greg Trosper (12) | Shelley |
| 3. Sam Ponsness (12) | Bonnors Ferry |
| 4. Ryan Clairmont (11) | Bonnors Ferry |
| 5. Jory Dalling (11) | Sugar-Salem |
| 6. Walter Camphouse (12) | Snake River |



189 LBS.

- | | |
|--------------------------|----------------|
| 1. Abe Boomer (11) | American Falls |
| 2. D.J. Wyman (10) | Vallivue |
| 3. Von Jones (11) | Burley |
| 4. Kenneth Crawford (11) | Emmett |
| 5. Tyler Hepworth (11) | Burley |
| 6. Evan Wood (11) | Sugar-Salem |




275 LBS.

- | | |
|-------------------------|----------------|
| 1. Dave Anderton (12) | Snake River |
| 2. Troy Robbins (12) | So. Fremont |
| 3. Reed Ostermeier (12) | Jerome |
| 4. Ken Kearn (12) | American Falls |
| 5. Brad Hull (12) | Lakeland |
| 6. Todd Edwards (12) | Middleton |

WRESTLING

A-3 1993 State Individual Winners Holt Arena, Pocatello March 11-13, 1993




103 LBS.

- | | |
|--------------------------|-------------|
| 1. Lyle Ward (11) | Malad |
| 2. Brad Parkinson (11) | No. Fremont |
| 3. Saul Trejo (11) | Teton |
| 4. Fletcher Barkdull (9) | Wallace |
| 5. Tyler Bransford (10) | Grangeville |
| 6. Shawn Keller (9) | Parma |




112 LBS.

- | | |
|----------------------|--------------|
| 1. Bert Timothy (11) | Malad |
| 2. Jose Rios (10) | Glenns Ferry |
| 3. Chris Cannon (10) | West Side |
| 4. J.R. Castro (10) | Homedale |
| 5. Scott Lamb (11) | Challis |
| 6. Jake Cheney (10) | Gooding |




119 LBS.

- | | |
|--------------------------|-------------|
| 1. Lyle Rogers (10) | Gooding |
| 2. Wade Waldron (11) | West Side |
| 3. Chris Leck (9) | No. Fremont |
| 4. Clay Robinson (10) | Declo |
| 5. Justin Morgan (11) | Melba |
| 6. Jason Kimberling (11) | Malad |



125 LBS.

- | | |
|-----------------------|-------------------|
| 1. Jason Bingham (12) | Gooding |
| 2. Terry Bateman (11) | McCall-Donnelly |
| 3. Jack Miller (11) | No. Fremont |
| 4. Casey Fiscus (11) | Potlatch |
| 5. James Fullmer (9) | Teton |
| 6. Jake Elam (10) | Clearwater Valley |



130 LBS.

- | | |
|--------------------------|--------------|
| 1. Roger Sutherland (12) | Filer |
| 2. Tom Willie (11) | Malad |
| 3. Miquel Tamez (12) | New Plymouth |
| 4. Todd Robinson (11) | Declo |
| 5. Nick Fransen (11) | No. Fremont |
| 6. Bryan Bryngelson (11) | Potlatch |

| Team Champions | |
|------------------|-------|
| 1. North Fremont | 121.5 |
| 2. Malad | 102.5 |
| 3. Teton | 102 |
| 4. Parma | 99 |




135 LBS.

- | | |
|------------------------|--------------|
| 1. Jason Hurlless (11) | Challis |
| 2. Kevin Bake (12) | Parma |
| 3. Deck Green (12) | Teton |
| 4. Josh Norman (11) | Soda Springs |
| 5. Matt Anderson (12) | Orofino |
| 6. Brian Ottley (11) | Declo |



140 LBS.

- | | |
|------------------------|-------------|
| 1. Tyler Madson (12) | Challis |
| 2. Tom Davis (11) | Orofino |
| 3. Richard Moss (11) | Ririe |
| 4. Bobby Allison (12) | Fruitland |
| 5. Cody Cannon (12) | West Side |
| 6. Brad Fairchild (12) | No. Fremont |




145 LBS.

- | | |
|------------------------|-------------|
| 1. Blake Bowman (11) | No. Fremont |
| 2. Chris Chandler (12) | Wendell |
| 3. Adam Chenoweth (11) | Grangeville |
| 4. Travis Cramer (12) | Ririe |
| 5. Charlie Powell (12) | Fruitland |
| 6. Jess Ivie (11) | Challis |


OFFICIALS

- | | |
|---------------|--------------|
| Merrill Owens | Don Owen |
| George Germer | Todd Bailey |
| Jim Nelson | Gary Kamo |
| Jon Jund | Dale Mowrer |
| Fred Hughes | Arne Jones |
| Layne Dalley | Roger Hanson |




152 LBS.

- | | |
|---------------------------|-------------|
| 1. Nathan Noah (11) | Cambridge |
| 2. Reg Roberts (12) | Teton |
| 3. Brad Quiring (12) | Potlatch |
| 4. Gaelen Anderson (12) | Orofino |
| 5. Maikeli Cikaitoga (10) | No. Fremont |
| 6. Steve Nelson (11) | Parma |




160 LBS.

- | | |
|------------------------|----------------|
| 1. Craig Weber (12) | Parma |
| 2. Trenton McAfee (12) | Butte County |
| 3. J.D. Storm (12) | Kamiah |
| 4. Wade Price (11) | Soda Springs |
| 5. Darin Dimond (12) | Wendell |
| 6. Michael Mecham (11) | West Jefferson |




171 LBS.

- | | |
|--------------------------|----------------|
| 1. Jeremy Von Barga (11) | Grangeville |
| 2. Shiloh Wagoner (12) | Ririe |
| 3. Mitch Brooks (12) | Filer |
| 4. Jared Bean (12) | West Jefferson |
| 5. Chad MacKenzie (12) | Fruitland |
| 6. Jeremy McNeal (12) | Challis |



189 LBS.

- | | |
|-------------------------|--------------|
| 1. Chris Harris (11) | Ririe |
| 2. Travis Rigby (12) | Teton |
| 3. Dan Godines (11) | New Plymouth |
| 4. Scott Osborn (12) | Homedale |
| 5. Robyn Swainston (11) | Filer |
| 6. Dusty Powers (12) | Orofino |



275 LBS.

- | | |
|------------------------|----------------|
| 1. Jesse Chan (12) | Melba |
| 2. D.J. Morrison (12) | Parma |
| 3. Jake Volk (12) | Homedale |
| 4. James Boel (12) | Malad |
| 5. Bruce Borgelt (12) | Kamiah |
| 6. Jared Sullivan (12) | West Jefferson |

TRACK AND FIELD

| | | |
|-------------|--------------|------------|
| Attendance: | General | 3,828 |
| | Discount | 1,682 |
| | IHSAA passes | 1,877 |
| | Dairymen | <u>272</u> |
| | Total | 7,659 |

May 21-22, 1993
1993 State Track Meet
Boise State University

Officials: Terry Jensen, Starter
 Bill Jones, Starter
 Moke Strong, Starter
 Bruce Sweeney, Starter
 Bob Ranells, Referee
 Jerry Kleinkopf, Ass't. Referee

Team Results

| A-1 Girls | A-2 GIRLS | A-3 GIRLS | A-4 GIRLS |
|--------------------|---------------------|-----------------------|---------------------|
| Skyline 80.0 | Kuna 88.0 | McCall-Donnelly 52.0 | Kimberly 6.0 |
| Highland 77.0 | Bishop Kelly 67.0 | West Side 44.0 | Butte County 6.0 |
| Meridian 46.0 | Moscow 51.0 | Grangeville 40.0 | Prairie 5.0 |
| Pocatello 42.0 | Lakeland 47.0 | Parma 31.0 | Valley 2.0 |
| Idaho Falls 32.0 | Jerome 43.0 | Firth 29.0 | West Side 1.0 |
| Coeur d'Alene 30.0 | Wood River 37.0 | West Jefferson 28.0 | Declo 1.0 |
| Centennial 30.0 | Vallivue 37.0 | Timberline 26.0 | Aberdeen 1.0 |
| Sandpoint 29.0 | Emmett 25.0 | Ririe 25.0 | |
| Twin Falls 28.0 | Preston 21.0 | Kamiah 21.0 | |
| Nampa 28.0 | Sugar-Salem 20.0 | Gooding 15.5 | Highland 32.0 |
| Borah 21.0 | Priest River 16.0 | Wendell 10.0 | Richfield 24.0 |
| Caldwell 18.0 | Snake River 14.0 | Teton 10.0 | Oakley 17.0 |
| Madison 13.0 | American Falls 12.0 | Grace 10.0 | Carey 14.0 |
| Capital 13.0 | Burley 11.0 | Glenns Ferry 9.0 | Raft River 9.0 |
| Lewiston 12.0 | Bonnors Ferry 11.0 | Wallace 8.0 | Salmon River 8.0 |
| Post Falls 10.0 | Buhl 8.0 | Prairie 8.0 | Council 8.0 |
| Boise 7.0 | St. Maries 6.0 | Aberdeen 8.0 | Culdesac 6.0 |
| Rigby 6.0 | Shelley 6.0 | Malad 6.0 | Shoshone 4.0 |
| Minico 4.0 | Kellogg 6.0 | Potlatch 5.0 | Hansen 4.0 |
| Blackfoot 1.0 | Marsh Valley 1.0 | Homedale 4.0 | Kimberly 2.0 |
| | | Clearwater Valley 2.0 | Bliss 2.0 |
| | | Declo 1.5 | Genesee 1.0 |
| | | Valley 1.0 | Clark Fork 1.0 |
| | | Challis 1.0 | |
| | | | |
| A-1 Boys | A-2 BOYS | A-3 BOYS | A-4 BOYS |
| Twin Falls 64.0 | Jerome 105.0 | Parma 49.0 | Garden Valley 18.0 |
| Boise 61.0 | Preston 76.0 | Grangeville 48.0 | Murtaugh 8.0 |
| Borah 55.0 | Kuna 58.0 | Malad 42.0 | North Gem 7.0 |
| Coeur d'Alene 43.0 | Vallivue 57.0 | Kamiah 38.0 | Salmon River 6.0 |
| Highland 40.0 | Emmett 51.0 | Gooding 33.0 | Raft River 6.0 |
| Centennial 38.0 | Marsh Valley 42.0 | Firth 30.0 | Falls Christian 6.0 |
| Rigby 32.0 | Bonnors Ferry 28.0 | Nampa Christian 26.0 | Clark Fork 5.0 |
| Post Falls 29.0 | Middleton 18.0 | Wendell 26.0 | Horseshoe Bend 4.0 |
| Meridian 29.0 | Buhl 16.0 | Homedale 24.0 | Carey 4.0 |
| Skyline 27.5 | Kellogg 15.0 | Lapwai 22.0 | Highland 1.0 |
| Idaho Falls 27.0 | Salmon 12.0 | Orofino 20.0 | |
| Nampa 26.0 | Sugar-Salem 10.0 | White Pine 19.0 | |
| Blackfoot 26.0 | St. Maries 10.0 | Melba 17.0 | |
| Caldwell 20.0 | South Fremont 10.0 | Glenns Ferry 16.0 | |
| Minico 11.0 | Snake River 9.0 | Filer 16.0 | |
| Lewiston 8.0 | Priest River 8.0 | Timberline 12.0 | |
| Sandpoint 6.0 | Bishop Kelly 7.0 | Ririe 10.0 | |
| Madison 6.0 | Moscow 6.0 | Challis 9.0 | |
| Pocatello 5.0 | Wood River 5.0 | West Jefferson 8.0 | |
| Hillcrest 4.0 | Shelley 5.0 | New Plymouth 6.0 | |
| | Lakeland 4.0 | | |
| | Weiser 2.0 | | |
| | Bear Lake 2.0 | | |
| | Payette 1.0 | | |
| | Burley 1.0 | | |


TRACK AND FIELD

Girls A-3 Winners



SHOT PUT

1. Ellen Duncan (12), McCall 38' 9 1/2"
2. Lisa Rehder (11), Prairie 34' 4 1/2"
3. Bridgette Buttars (11), West Side 34' 4 1/2"
4. Jessica Need (11), Teton 34' 1/2"
5. Martha Oatman (10), Kamiah 33' 11 1/2"
6. Nancy Williams (9), Glens Ferry 32' 5 1/2"




300 M HURDLES

1. Sunny Duffy (11), Timberline 47.93
2. Tiffany Ure (9), Aberdeen 48.06
3. Emily Cowan (9), Ririe 48.26
4. Ellen Duncan (12), McCall 48.40
5. Renee Nelson (12), Firth 48.85
6. Rarni Leaton (11), Challis 49.06



DISCUS

1. Ellen Duncan (12), McCall 120' 1"
2. Susanne Williams (11), Glens Ferry 116' 5"
3. Susan Goeckner (12), Highland 111' 9"
4. Anna Smuin (12), West Jefferson 111' 6"
5. Anne McHargue (10), Gooding 106' 5"
6. Jessica Nead (11), Teton 105' 4"



100 M DASH

1. Amy Reeder (11), West Side 12.88
2. Darci Cranney (11), Oakley 12.94
3. Sunny Duffy (11), Timberline 12.95
4. Heather Hardy (9), Grace 13.07
5. Joselyn Christensen (9), West Jefferson 13.16
6. Farrah Keanaaina (10), Valley 13.22



LONG JUMP

1. Amy Reeder (11), West Side 18' 1/2"
2. Jennifer Meyers (12), Parma 17' 2 1/2"
3. Katie Fitzgerald (12), McCall 16' 5 1/4"
4. Angela Wilson (11), Salmon River 16' 1 3/4"
5. Amy Binford (12), Homedale 16' 1/2"
6. Darci Cranney (11), Oakley 15' 10 1/4"




200 M DASH

1. Amy Reeder (11), West Side 26.31
2. Darci Cranney (11), Oakley 26.62
3. Heather Hardy (9), Grace 26.76
4. Niki Solanga (9), Shoshone 27.11
5. Angela Wilson (11), Salmon River 27.15
6. Jennifer Myers (12), Parma 27.19



HIGH JUMP

1. Jennifer Meyers (12), Parma 5' 1/2"
2. Jill Hansen (12), Firth 5' 0"
3. Melissa Woolstenhulme (12), Teton 5' 0"
3. Anna Vogt (10), Potlatch 5' 0"
5. Kae Darrington (11), Declo 5' 0"
5. Erica Gerberding (11), Gooding 5' 0"




400 M DASH

1. Ginger Barton (9), Carey 59.8
2. Debbie Ogden (9), Council 1:01.62
3. Maria Butler (11), Culdesac 1:01.73
4. Tami Bingham (10), West Side 1:02.00
5. Angela Wilson (11), Salmon River 1:02.10
6. Mandy Perkel (10), Genesee 1:02.90



TRIPLE JUMP

1. Carrie Windes (11), Wendell 35' 0"
2. Jennifer Stone (10), Highland 34' 5 1/4"
3. Denise Spencer (11), Raft River 34' 2"
4. Tammi Bingham (10), West Side 33' 11 3/4"
5. Alana Coulter (11), Clearwater Valley 33' 2 3/4"
6. Amy Binford (12), Homedale 33' 1 1/2"



800 M RUN

1. Becky Ward (10), Richfield 2:21.30
2. Jennifer Mills (10), Grangeville 2:23.51
3. Katie Williams (9), Firth 2:23.78
4. Sarah Hollopetter (12), Grangeville 2:24.70
5. Tara Brown (12), Gooding 2:26.07
6. Sarah Hopkins (11), Homedale 2:27.72



100 M HURDLES

1. Sunny Duffy (11), Timberline 16.01
2. Dana Streeter (9), Wallace 16.16
3. Melissa Ward (11), Malad 16.85
4. Desiri Davis (12), Hansen 17.01
5. Karma Wood (12), Bliss 17.04
6. Renee Nelson (12), Firth 17.09




1600 M RUN

1. Jennifer Mills (10), Grangeville 5:13.18
2. Angie Mathison (12), Highland 5:13.19
3. Becky Ward (10), Richfield 5:20.72
4. Holly Reed (10), Ririe 5:23.4
5. Ester Campbell (11), Raft River 5:26.3
6. Emily Cowan (9), Ririe 5:31.19

TRACK AND FIELD

Girls A-3 continued



3200 M RUN

1. Angie Mathison (12), Highland 10:55.19*
2. Becky Ward (10), Richfield 11:40.40
3. Holly Reed (10), Ririe 11:48.39
4. Jennifer Mills (10), Grangeville 11:48.40
5. Katie Williams (9), Firth 12:08.77
6. Amy Lizotte (12), Clark Fork 12:11.79


4 X 100 M RELAY

1. Grangeville 52.31
Rebecca Knight Whitney Winter
Wendy Wisdom Jayci Hill
2. West Jefferson 52.53
3. Kamiah 52.75
4. Parma 52.88
5. McCall-Donnelly 53.02
6. Raft River 53.06




4 X 200 M RELAY

1. McCall-Donnelly 1:50.26
Kate Fitzgerald Beth Fitzgerald
Annie Muller Kristy Smelser
2. Firth 1:51.14
3. West Jefferson 1:51.97
4. Kamiah 1:52.48
5. Parma 1:52.57
6. Kimberly 1:53.08




SHOT PUT

1. Scott Osburn (12), Homedale 51' 6"
2. Mat Anderson (12), White Pine 50' 5 1/2"
3. Matt Kramer (10), Parma 49' 10"
4. Bruce Borgelt (12), Kamiah 49' 6 1/2"
5. Rod Linder (12), Homedale 48' 1"
6. Nate Brady (11), Grangeville 47' 4"




DISCUS

1. Nate Brady (11), Grangeville 149' 3"
2. Nathan Knutsen (12), Malad 145' 9"
3. Chris Moore (12), Butte County 143' 6"
4. Shelby Crea (11), Grangeville 143' 4"
5. Rod Linder (12), Homedale 142' 8"
6. Matt Kramer (10), Parma 141' 10"



LONG JUMP

1. Jared Hansen (11), Parma 24' 1/4"***
2. Brandon Vaughn (11), Malad 21' 7 1/4"
3. Cheyenne Marchbanks (11), Falls Christian 21' 5 1/4"
4. Alan Foote (12), Garden Valley 21' 2 3/4"
5. Rocky Barlow (11), Timberline 21' 1/2"
6. Jared Mercer (12), Kamiah 20' 11 3/4"



4 X 400 M RELAY

1. McCall-Donnelly 4:10.61
Kate Fitzgerald Beth Fitzgerald
April Beaver Ellen Duncan
2. Firth 1:51.14
3. West Jefferson 1:51.97
4. Kamiah 1:52.48
5. Parma 1:52.57
6. Kimberly 1:53.08



MEDLEY RELAY

1. Gooding 1:56.22
Jenny Low-Rice Tobey Braga
Katrina Renner Tara Brown
2. West Jefferson 1:57.16
3. Parma 1:57.66
4. Grangeville 1:57.78
5. Ririe 1:58.38

Boys A-3 Winners


HIGH JUMP

1. Kerby Kirkham (12), Lapwai 6' 6"
2. Jared Rovig (10), Murtaugh 6' 4"
3. Chris Allen (10), Garden Valley 6' 4"
4. Zach Hall (12), Melba 6' 2"
5. Jade Jasper (12), Wendell 6' 2"
6. Justin Grant (12), Horseshoe Bend 6' 2"




POLE VAULT

1. Jeff Hansen (12), Parma 13' 6"
2. Matt Labers (12), Grangeville 13' 0"
3. Mike Shepherd (11), Salmon River 12' 6"
4. Clayton Heiner (10), Melba 12' 0"
4. Lon Whittier (12), Challis 12' 0"
6. Jeremy Badertcher (12), Grangeville 12' 0"



TRIPLE JUMP

1. Jared Hansen (11), Parma 46' 6 1/4"
2. Alan Foote (12), Garden Valley 45' 11 1/2"
3. Deacon Roeder (11), White Pine 42' 4 1/2"
4. Darin Harper (12), Raft River 42' 1 3/4"
5. Brandon Vaughan (11), Malad 42' 1/2"
6. Val Bingham (12), West Side 41' 3/3/4"




*New A-3 Girls and Overall Girls Record

**Wind aided


TRACK AND FIELD

Boys A-3 continued



110 M HURDLES

1. Matt Howerzyl (12), Nampa Christian 14.85
2. Kerby Kirkham (12), Lapwai 14.85
3. Kevin Reinke (12), Filer 15.22
4. Ryan Mai (11), Filer 15.61
5. Bo Bonner (11), Orofino 15.83
6. Linc Way (10), Highland 16.19



300 M Hurdles

1. Matt Howerzyl (12), Nampa Christian 39.17*
2. Jared Mercer (12), Kamiah 40.09
3. Sean Leaton (12), Challis 41.12
4. Kerby Kirkham (12), Lapwai 41.46
5. Ryan Mai (11), Filer 41.59
6. Brandon Reed (10), Aberdeen 41.89




100 M DASH

1. Jim Sorenson (12), Gooding 11.14
2. Jared Hansen (12), Parma 11.24
3. Jake Ferris (12), Glenss Ferry 11.30
4. Brandon Vaughan (11), Malad 11.36
5. Andrew Lane (10), Grangeville 11.52
6. Damon Jenkins (12), North Gem 11.54




200 M DASH

1. Jim Sorenson (12), Gooding 22.79
2. Brandon Vaughan (11), Malad 22.93
3. Damon Jenkins (12), North Gem 23.05
4. Jared Hansen (12), Parma 23.06
5. Jake Farris (12), Glenss Ferry 23.38
6. Josh Paul (10), Homedale 23.39




400 M DASH

1. Rocky Barlow (11), Timberline 50.08
2. Jake Farris (12), Glenss Ferry 51.12
3. Anthony Mincer (11), Nampa Christian 51.24
4. Ryan Kirk (12), White Pine 51.38
5. Clint Udy (11), Raft River 51.80
6. Dan Laranger (11), Horseshoe Bend 51.86



800 M RUN

1. Jared Mercer (12), Kamiah 1:58.74
2. Mike Rady (11), West Jefferson 2:00.59
3. Chris Branchflower (12), Wendell 2:01.07
4. Jeremy Lizotte (10), Clark Fork 2:01.09
5. Martin Arnzen (11), Prairie 2:01.14
6. Dave Dixon (12), Homedale 2:02.15




1600 M RUN

1. Chris Branchflower (12), Wendell 4:31.72
2. Brett Barber (12), Ririe 4:34.10
3. Jordan Beard (10), Kimberly 4:36.15
4. Matt Hoene (12), Grangeville 4:36.50
5. Eric Noxoll (12), Prairie 4:37.10
6. Jeremy Lizotte (10), Clark Fork 4:37.26



3200 M RUN

1. Matt Hoene (12), Grangeville 10:00.41
2. Chris Branchflower (12), Wendell 10:00.96
3. Blaine Coburn (10), New Plymouth 10:05.12
4. Dusty Simpson (12), Carey 10:08.90
5. Brett Barber (12), Ririe 10:10.93
6. Lyle Rogers (10), Gooding 10:11.57



4 X 100 M RELAY

1. Gooding 44.99
Chris Richards Ryon Lee
Jason Reinke Jim Sorensen
2. Grangeville 45.25
3. Firth 45.36
4. Filer 45.42
5. Malad 45.97
6. White Pine 46.07



4 X 200 M RELAY

1. Melba 1:32.75
Clayton Heiner Eric Randall
Greg Noe Harlon Allen
2. Orofino 1:32.80
3. Firth 1:34.08
4. Homedale 1:34.27
5. Valley 1:34.99
6. Kamiah 1:36.12



4 x 400 RELAY

1. Orofino 3:29.06
Gaelen Anderson Jayson Haworth
Ryan Bonner Bo Bonner
2. Firth 3:30.28
3. Kamiah 3:30.29
4. Malad 3:31.87
5. Horseshoe Bend 3:32.01
6. Declo 3:32.12



MEDLEY RELAY

1. Firth 3:44.11
Brent Clayson Moe Vasquez
Jason Mecham Tyson Horkley
2. Kamiah 3:45.24
3. Malad 3:45.67
4. Homedale 3:48.10
5. Gooding 3:49.28
6. Prairie 3:56.20

*New A-3 Boys Record


TRACK AND FIELD

Girls A-2 Winners



SHOT PUT

1. Heather Owen (11), Moscow 44' 3 1/4"*
2. Becky Dopps (12), Priest River 36' 2 1/2"
3. Geanie Whitmore (12), Priest River 36' 2 1/2"
4. Katie Bailey (10), Jerome 35' 7 3/4"
5. Lisa Jeffs (12), Vallivue 35' 3 3/4"
6. Shelly Wells (12), Jerome 34' 1 1/4"




300 M HURDLES

1. Sarah Ely (12), Lakeland 47.90
2. Heidi Ingram (12), Emmett 48.34
3. Angie Battazzo (10), Bishop Kelly 48.62
4. Nikki Luneckas (11), Kuna 48.65
5. Brook Myers (11), Kuna 48.68
6. Kerissa Nickerson (12), Kellogg 48.72




DISCUS

1. Heather Owen (11), Moscow 131' 1"
2. Landis Barnes (11), Jerome 122' 6"
3. Katie Bailey (10), Jerome 116' 6"
4. Melissa Mills (9), Moscow 116' 5"
5. Geanie Whitmore (12), Priest River 108' 1"
6. Lisa Jeffs (12), Vallivue 106' 4"




100 M DASH

1. Cassidi Hutchinson (10), Kuna 12.91
2. Kim Myers (9), Kuna 13.16
3. Jessica Browning (11), St. Maries 13.20
4. Shae Jones (9), Snake River 13.21
5. Kristan Poulson (11), Am. Falls 13.24
6. Lisa Scholtz (9), Moscow 13.39



LONG JUMP

1. Jessica Konst (11), Bishop Kelly 16' 11"
2. Cassidi Hutchinson (10), Kuna 16' 6 1/2"
3. Cinda Neider (11), Lakeland 16' 1"
4. Sally Meyers (11), Sugar-Salem 15' 8"
5. Crystal Zamora (10), Vallivue 15' 7 1/2"
6. Colleen Flannigan (12), Bonners Ferry 15' 6 1/2"



200 M DASH

1. Cassidi Hutchinson (10), Kuna 26.56
2. Kim Myers (9), Kuna 26.81
3. Jill Heinz (9), Bishop Kelly 26.83
4. Kristan Poulson (11), Am. Falls 27.39
5. Cadee Robison (10), Kuna 27.44
6. Jessica Tompkins (12), Wood River 27.49



HIGH JUMP

1. Salina Baldwin (12), Snake River 5' 6"
2. Heather Owen (11), Moscow 5' 4"
3. Bernie Burns (10), Preston 5' 2"
4. Jessica Konst (11), Bishop Kelly 5' 2"
5. Angie Battazzo (10), Bishop Kelly 5' 2"
6. Dusty Mavity (12), Kellogg 5' 2"




400 M Dash

1. Regina Honey (11), Lakeland 1:01.40
2. Cadee Robison (10), Kuna 1:02.31
3. Kristan Poulson (11), Am. Falls 1:02.43
4. Jenifer Amos (12), Vallivue 1:02.49
5. Teresa Viebrock (10), Lakeland 1:02.69
6. Tina Insinger (11), Bishop Kelly 1:03.30




TRIPLE JUMP

1. Cinda Neider (11), Lakeland 34' 6 1/4"
2. Colleen Flannigan (12), Bonners Ferry 34' 1 1/4"
3. Jessica Konst (11), Bishop Kelly 34' 0"
4. Becky Young (10), Emmett 33' 11"
5. Lesley Busch (11), Moscow 33' 1/2"
6. Mandi Hamilton (11), Jerome 33' 1/4"



800 M RUN

1. Kelly Squibb (9), Vallivue 2:27.59
2. Jackie Saul (12), Wood River 2:28.80
3. Carolyn Leavitt (10), Jerome 2:31.38
4. Kerissa Nickerson (12), Kellogg 2:32.00
5. Monica Bujold (11), Vallivue 2:32.40
6. Kristina Jensen (11), Preston 2:33.40



100 M HURDLES

1. Brook Meyers (11), Kuna 16.03
2. Dana Kay Dunn (12), Preston 16.11
3. Stef Fandl (11), Shelley 16.37
4. Nikki Luneckas (11), Kuna 16.38
5. April Near (10), Bonners Ferry 16.51
6. Dawna Dennis (11), Buhl 16.91




1600 M RUN

1. Kelly Squibb (9), Vallivue 5:32.44
2. Jenni Farnsworth (11), Emmett 5:36.20
3. Jackie Saul (12), Wood River 5:37.54
4. Heidi Galbraith (10), Sugar-Salem 5:38.10
5. Teresa Viebrock (10), Lakeland 5:38.32
6. Ellen Morgan (11), Buhl 5:40.40

TRACK AND FIELD

Girls A-2 continued



3200 M RUN

1. Heidi Galbraith (10), Sugar-Salem 12:15.09
2. Molly Joyce (11), Bishop Kelly 12:32.79
3. Ellen Morgan (11), Buhl 12:34.79
4. A.J. Madsen (10), Preston 12:36.97
5. Holly Fuller (12), Sugar-Salem 12:37.03
6. Amber Radke (9), Emmett 12:42.79



4 x 100 RELAY

1. Kuna 51.05
Cassidi Hutchinson Kim Myers
Nikki Luneckas Karrie Swan
2. Moscow 51.73
3. Burley 52.45
4. Bishop Kelly 52.63
5. Preston 52.65
6. Jerome 53.05




4 X 200 RELAY

1. Wood River 1:50.28
Morgan Hogue Angela Sewell
Jessica Tompkins Jasmine Berier
2. Bishop Kelly 1:51.34
3. Lakeland 1:51.60
4. Emmett 1:51.67
5. Moscow 1:51.81
6. Burley 1:52.59



SHOT PUT

1. Ken Mitchell (12), St. Maries 48' 3/4"
2. Todd Edwards (12), Middleton 47' 7"
3. David Saunders (11), Kellogg 47' 2 1/4"
4. Ryan Mallett (11), Jerome 46' 3"
5. Jason Bromgard (11), Emmett 44' 9"
6. Billy Vasas (11), Snake River 44' 9"



DISCUS

1. Ben Nystrom (12), Bonners Ferry 151' 1"
2. Kevin Lenz (12), Vallivue 147' 7"
3. Shawn Lancaster (12), Vallivue 142' 9"
4. John Bierne (10), Lakeland 139' 8"
5. Tyson Mack (11), Wood River 138' 8"
6. Garreth Abel (12), Bonners Ferry 136' 7"



LONG JUMP

1. Spencer Lott (12), Jerome 22' 5 1/4"
2. Jeremy Burbank (12), Preston 21' 10 1/2"
3. Jesse Borchert (12), Vallivue 21' 10"
4. John Marlowe (12), So. Fremont 21' 8 3/4"
5. Seth Graham (12), Kuna 21' 4 1/2"
6. Tom Ruffell (11), Burley 21' 2"



4 x 400 M RELAY


1. Bishop Kelly 4:13.0
Angie Buttazzo Jill Heinz
Angie Bixby Tina Insinger
2. Jerome 4:13.17
3. Moscow 4:17.57
4. Kuna 4:18.94
5. Wood River 4:20.29
6. Marsh Valley 4:20.89



MEDLEY RELAY


1. Wood River 1:55.8
Morgan Hogue Jessica Tompkins
Jasmine Berier Angela Sewell
2. Jerome 1:57.0
3. Vallivue 1:57.1
4. Burley 1:57.4
5. Bishop Kelly 1:58.9
6. Lakeland 1:59.5

Boys A-2 Winners



HIGH JUMP

1. Rusty Smith (11), Preston 6' 6"
2. Jeremy Burbank (12), Preston 6' 4"
3. Rob Guier (12), Priest River 6' 2"
4. Brandon Gunter (12), Marsh Valley 6' 2"
5. Andy Speck (11), Bishop Kelly 6' 2"
6. Brock Gunter (12), Marsh Valley 6' 2"



TRIPLE JUMP

1. Jesse Borchert (12), Vallivue 43' 10 3/4"
2. Scott Holtzen (11), Jerome 43' 2"
3. John Marlowe (12), So. Fremont 43' 1 1/2"
4. Brandon Gunter (12), Marsh Valley 43' 1 1/2"
5. Brock Gunter (12), Marsh Valley 42' 8 1/2"
6. Jeff Wakley (12), Marsh Valley 42' 5 1/4"



POLE VAULT

1. Kevin Capps (11), Jerome 14' 4"
2. Jeremy Shearer (12), Vallivue 13' 6"
3. Derek Zimmerman (10), Moscow 12' 6"
4. Kip Winteraud (12), Salmon 12' 6"
5. Casey Green (12), Kuna 12' 0"
6. J.D. Grant (11), Payette 12' 0"

TRACK AND FIELD

Boys A-2 continued



110 M HURDLES

1. Boone Smith (12), Preston 14.89
2. Jeremy Burbank (12), Preston 15.28
3. Jared Wilkinson (12), Jerome 15.29
4. Brian Chivers (12), Buhl 15.49
5. Greg Young (12), Salmon 15.51
6. Eric Stoddard (12), Salmon 15.56




300 M HURDLES

1. Brian Chivers (12), Buhl 40.68
2. Garren Taylor (11), Kellogg 40.93
3. Boone Smith (12), Preston 41.18
4. John Carpenter (12), Bishop Kelly 41.68
5. Kelby Selders (12), Weiser 42.08
6. Romero Suastegui (12), Emmett 42.29



100 M DASH

1. Bill Ponder (12), Emmett 11.19
2. Matt Covert (12), Preston 11.26
3. Jeff Gourley (12), Jerome 11.27
4. Jared Wilkinson (12), Jerome 11.36
5. Nathan Rydalch (9), Sugar-Salem 11.48
6. Ben Nystrom (12), Bonners Ferry 11.52




200 M DASH

1. Matt Covert (12), Preston 22.58
2. Bill Ponder (12), Emmett 22.59
3. Jeff Gourley (12), Jerome 22.68
4. Spencer Lott (12), Jerome 22.96
5. Jeff Chase (12), Marsh Valley 23.03
6. Andy Kilmer (12), Vallivue 23.26




400 M DASH

1. Jeff Chase (12), Marsh Valley 50.09
2. Bill Ponder (12), Emmett 50.10
3. Cary Claus (11), Middleton 51.23
4. Dustin Scholes (12), Jerome 51.43
5. Thad Keetch (12), Bear Lake 51.56
6. Andy Speck (11), Bishop Kelly 51.60




800 M RUN

1. Randy Reeder (12), Kuna 1:57.39
2. Kirk Whittig (11), Vallivue 1:57.68
3. Jim Wilford (12), Snake River 2:00.39
4. Matt McKinney (12), Salmon 2:02.09
5. Brent Leslie (10), Marsh Valley 2:02.78
6. Nolan Lein (12), Jerome 2:02.97




1600 M RUN

1. Randy Reeder (12), Kuna 4:24.71
2. Lee Klarich (12), Bonners Ferry 4:27.99
3. Nolan Lien (12), Jerome 4:31.64
4. Shaun Galbraith (12), Sugar-Salem 4:33.18
5. Lance Clark (10), Priest River 4:34.05
6. Matt McKinney (12), Salmon 4:34.08



3200 M RUN

1. Randy Reeder (12), Kuna 9:51.54
2. Lee Klarich (12), Bonners Ferry 9:56.74
3. Matt Forrey (10), Kuna 10:01.59
4. Chris Reeder (11), Kuna 10:03.63
5. Mike Mose (12), Preston 10:08.55
6. Rocky Miller (10), Buhl 10:08.62



4 x 100 RELAY

1. Jerome 43.97
Spencer Lott Jeff Gourley
Jared Wilkinson Robert Miller
2. Kuna 44.9
3. Preston 45.1
4. Sugar-Salem 45.6
5. Marsh Valley 45.7
6. Wood River 45.9



4 x 200 RELAY

1. Jerome 1:32.76
Spencer Lott Joel Bingham
Dave Stuhlberg Dustin Scholes
2. Marsh Valley 1:32.93
3. Emmett 1:34.51
4. Kuna 1:34.67
5. Wood River 1:36.06
6. Shelley 1:36.78



4 x 400 M RELAY

1. Emmett 3:28.53
Scott Elwood Guy McKean
Ramiro Suastegui Bill Ponder
2. Jerome 3:28.71
3. Marsh Valley 3:29.52
4. Middleton 3:32.17
5. Kuna 3:32.59
6. Kellogg 3:35.26




MEDLEY RELAY

1. Vallivue 3:44.60
Brett Spence Jeremy Shearer
Kyo Miyake Steve Brant
2. Jerome 3:45.36
3. Emmett 3:46.29
4. Shelley 3:46.42
5. Snake River 3:47.36
6. Buhl 3:47.39

TRACK AND FIELD

Girls A-1 Winners



SHOT PUT

1. Laura Walker (11), Sandpoint 38' 11"
2. Jeni Boyman (12), Sandpoint 37' 3/4"
3. Amy Foote (10), Borah 36' 8 1/2"
4. Kristi Washburn (12), Lewiston 35' 8"
5. Gloria Prescott (10), Rigby 35' 1 3/4"
6. Angela Welfley (12), Borah 34' 7 1/2"



300 M HURDLES

1. Darla Nelson (10), Highland 46.63
2. Heidi Horsburgh (12), Skyline 47.19
3. Angela Adamson (9), Nampa 48.56
4. Michelle Powell (12), Madison 48.60
5. Miranda Roberts (11), Nampa 49.82
6. Sherry Fromm (12), Highland 50.19



DISCUS

1. Jeni Boyman (12), Coeur d'Alene 130' 8"
2. Laura Walker (11), Sandpoint 130' 3"
3. Michelle Wimer (10), Lewiston 117' 1"
4. Gennifer Holland (12), Capital 110' 11"
5. Felicia Blad (11), Highland 109' 9"
6. Tina Specklemire (11), Capital 108' 6"



100 M DASH

1. Amy Flint (12), Skyline 12.56
2. Tami Steinbroner (12), Meridian 12.58
3. Melanie Kohler (11), Idaho Falls 12.72
4. Jenna Umthun (12), Post Falls 12.97
5. Brook Dille (11), Boise 13.00
6. Dawn Jensen (12), Twin Falls 13.13




LONG JUMP

1. Jayme Hendrian (11), Skyline 17' 4 3/4"
2. Stacey Williams (12), Caldwell 17' 3 1/2"
3. Amy Crabtree (9), Pocatello 16' 1 1/4"
4. Nancy Emery (11), Twin Falls 16' 8"
5. Barry Jensen (9), Centennial 16' 8"
6. Tayna Allmaras (9), Sandpoint 15' 11 3/4"



200 M DASH

1. Tami Steinbroner (12), Meridian 25.81
2. Amy Flint (12), Skyline 25.86
3. Melanie Kohler (11), Idaho Falls 26.09
4. Nancy Emery (11), Twin Falls 26.14
5. Ainoa Autele (10), Borah 26.54
6. Michele Slezak (9), Pocatello 26.57




HIGH JUMP

1. Michelle Smith (11), Centennial 5' 4"
2. Katie Roark (10), Capital 5' 2"
3. Michelle Powell (12), Madison 5' 2"
4. Jennica Watson (12), Madison 5' 2"
4. Amy Crabtree (9), Pocatello 5' 2"
6. Andrea Gomez (9), Lewiston 5' 0"



400 M DASH

1. Nancy Emery (11), Twin Falls 58.53
2. Tami Steinbroner (12), Meridian 59.47
3. Rebecca Rogers (11), Skyline 59.98
4. Sarah Van Orden (12), Highland 1:00.01
5. Jennifer Drury (11), Boise 1:00.78
6. Kim Frei (11), Lewiston 1:01.32



TRIPLE JUMP

1. Stacey Williams (12), Caldwell 37' 8 1/2"
2. Jayme Hendrian (11), Skyline 36' 3 1/2"
3. Miranda Roberts (11), Nampa 35' 6 1/4"
4. Sarah Davis (10), Borah 34' 6"
5. Sherry Fromm (12), Highland 34' 3"
6. Barry Jensen (9), Centennial 34' 2 3/4"




800 M RUN

1. Heidi Garrett (12), Coeur d'Alene 2:19.19
2. Charidy Coppes (11), Centennial 2:21.69
3. Rachael Chismar (11), Nampa 2:22.49
4. Christine Kohler (9), Idaho Falls 2:23.73
5. Lisa Chandler (9), Highland 2:24.20
6. Sarah Miller (11), Post Falls 2:24.75



100 M HURDLES

1. Jayme Hendrian (11), Skyline 15.12
2. Annmarie Vail (12), Centennial 15.16
3. Heidi Horsburgh (12), Skyline 15.64
4. Miranda Roberts (11), Nampa 15.92
5. Melissa Foster (12), Rigby 15.93
6. Susan Erickson (12), Rigby 16.01



1600 M RUN

1. Lisa Chandler (9), Highland 5:10.7
2. Christine Kohler (9), Idaho Falls 5:10.7
3. Cheri Bird (9), Highland 5:17.0
4. Jennifer Dennis (11), Highland 5:17.9
5. Ericka Dallas (11), Borah 5:20.6
6. Charidy Coppes (11), Centennial 5:21.8

TRACK AND FIELD

Girls A-1 continued



3200 M RUN

1. Angie Ross (11), Sandpoint 11:49.6
2. Lisa Chandler (9), Highland 11:53.1
3. Ericka Dallas (11), Borah 11:55.4
4. Donna Henscheid (11), Minico 11:47.9
5. Cheri Bird (9), Highland 12:00.0
6. Shannon Olson (10), Post Falls 12:00.7

4 x 100 M RELAY

1. Pocatello 50.41
Marah Williams Sandy Hale
Shannon Bybee Ainnie Irwin
2. Idaho Falls 50.44
3. Skyline 50.48
4. Meridian 50.98
5. Highland 51.04
6. Blackfoot 51.50



4 X 200 M RELAY

1. Highland 1:45.11
Mandy Bell Heather Van Wert
Darla Nelson Sarah Van Orden
2. Twin Falls 1:45.88
3. Pocatello 1:47.41
4. Post Falls 1:47.43
5. Meridian 1:48.12
6. Rigby 1:49.54



4 X 400 M RELAY

1. Highland 4:03.47
Heather Van Wert Darla Nelson
Mandy Bell Sarah Van Orden
2. Meridian 4:04.26
3. Pocatello 4:04.36
4. Nampa 4:06.34
5. Boise 4:06.85
6. Skyline 4:09.66

MEDLEY RELAY

1. Pocatello 1:49.62*
Shannon Bybee Sandy Hale
Mariah Williams Carrie Irwin
2. Skyline 1:51.83
3. Meridian 1:52.26
4. Highland 1:52.80
5. Coeur d'Alene 1:53.53
6. Twin Falls 1:54.19



Boys A-1 Winners


SHOT PUT

1. Josh Swatsenbarg (12), Id. Falls 56' 3 1/4"
2. Dee Harrison (12), Rigby 55' 10"
3. Brandon Guindon (12), Post Falls 51' 7"
4. Andy Hansen (12), Pocatello 50' 9"
5. Jeremy Haener (12), Boise 49' 9 3/4"
6. Aaron Schow (12), Hillcrest 49' 3 3/4"




HIGH JUMP

1. Tory Bailey (12), Minico 7' 1"***
2. Taran Hay (12), Centennial 6' 8"
2. Chris Graham (12), Borah 6' 8"
4. Rick Moser (12), Rigby 6' 4"
5. Oliver Thuernagle (11), Skyline 6' 4"
6. Jake Sherfick (12), Meridian 6' 2"



DISCUS

1. Nate Nagel (10), Post Falls 170' 5"
2. Ian Waltz (10), Post Falls 157' 5"
3. Steve Johnson (11), Madison 157' 3"
4. Josh Swatsenbarg (12), Id. Falls 150' 11"
5. Rob Rainville (11), Lewiston 145' 7"
6. Gus Powell (12), Skyline 144' 5"



TRIPLE JUMP

1. Dan Przysucha (12), Borah 44' 5 1/2"
2. Oliver Thuernagle (11), Skyline 44' 2 1/2"
3. Dieu Dinh (12), Meridian 43' 6 1/2"
4. Josh Amundson (11), Twin Falls 42' 11 1/2"
5. Andy Fuhriman (12), Sandpoint 42' 8 1/4"
6. Norman Rents (12), Post Falls 42' 7 3/4"




LONG JUMP

1. Steve Williams (10), Highland 21' 8 1/2"
2. Oliver Thuernagle (11), Skyline 21' 7 1/2"
3. Dan Przysucha (12), Borah 21' 7"
4. Andy Fuhriman (10), Sandpoint 21' 6 3/4"
5. Scott Warren (10), Idaho Falls 21' 0"
6. Kenn Hardin (12), Meridian 20' 10 1/4"



POLE VAULT

1. Braden Taylor (12), Caldwell 14' 0"
2. Adam Jarvis (12), Meridian 14' 0"
3. Chase Mecham (12), Blackfoot 13' 6"
4. Chad Whaley (12), Coeur d'Alene 12' 6"
5. Derek Coleman (11), Centennial 12' 6"
6. Rich Decker (12), Skyline 12' 6"
6. Jeremy Thomas (12), Blackfoot 12' 6"



*New A-1 Girls and Overall Girls Record
**New A-1 Boys and Overall Boys Record

TRACK AND FIELD

Boys A-1 continued



110 M HURDLES

1. Justin Thomas (12), Blackfoot 14.93
2. Josh Smith (11), Centennial 15.15
3. Milton McLelland (12), Lewiston 15.22
4. Andy Thuernagle (12), Skyline 15.45
5. Jeremy Bryan (12), Hillcrest 15.51
6. Todd Pierce (12), Boise 15.62




300 M HURDLES

1. Justin Thomas (12), Blackfoot 40.15
2. Rex Grange (10), Highland 40.41
3. Todd Pierce (12), Boise 41.61
4. Darek Pope (10), Post Falls 41.82
5. David Fillmore (12), Idaho Falls 41.99
6. Mitch Goodwin (11), Minico 42.18




100 M DASH

1. Jason Poston (11), Rigby 11.05
2. Keith Dobler (11), Coeur d'Alene 11.11
3. Carl Ayres (10), Boise 11.13
4. Mark Young (11), Idaho Falls 11.18
5. Josh Admundson (11), Twin Falls 11.20
6. Vic Bumb (12), Idaho Falls 11.30




200 M DASH

1. Carl Ayres (10), Boise 22.45
2. Jason Poston (11), Rigby 22.48
3. Keith Jackson (11), Boise 22.84
4. Mark Young (11), Idaho Falls 23.13
5. Jason Swan (12), Borah 23.17
6. Shelby Stewart (11), Borah 23.21




400 M DASH

1. Jeremy Hurst (10), Caldwell 50.28
2. Darin Swall (12), Boise 51.05
3. Shane Turner (11), Nampa 51.40
4. Filip Jadodzinski (10), Highland 51.49
5. Monte Meredith (12), Coeur d'Alene 52.16
6. Dieu Dinh (12), Meridian 52.18




800 M RUN

1. Andy Lyda (12), Twin Falls 1:55.61
2. John Ruprecht (12), Twin Falls 1:57.67
3. Jeff Nason (12), Coeur d'Alene 1:58.96
4. Cameron Field (12), Skyline 1:59.08
5. John Page (12), Meridian 1:59.12
6. Chris Machon (12), Borah 1:59.26



1600 M RUN

1. Andy Lyda (12), Twin Falls 4:18.36
2. Jeff Nason (12), Coeur d'Alene 4:21.99
3. Trevor Pettingill (11), Centennial 4:24.99
4. Chris Machon (12), Borah 4:28.62
5. John Ruprecht (12), Twin Falls 4:29.32
6. Justin Atkins (10), Centennial 4:32.63



3200 M RUN

1. Trevor Pettingill (11), Centennial 9:32.53
2. Andy Lyda (12), Twin Falls 9:36.35
3. Nathan Harrison (11), Meridian 9:54.59
4. Dan Zuckerman (12), Boise 9:58.69
5. Justin Atkins (10), Centennial 9:58.92
6. Rick Barton (12), Pocatello 10:00.19



4 X 100 M RELAY

1. Boise 43:71
Brent Haines Keith Jackson
Todd Pierce Carl Ayres
2. Twin Falls 43.77
3. Borah 43.96
4. Highland 44.09
5. Coeur d'Alene 44.23
6. Centennial 44.41



4 X 200 M RELAY

1. Nampa 1:31.76
Aaron Simpson Dee Berryman
Josh Lyons Shane Turner
2. Highland 1:31.99
3. Twin Falls 1:32.13
4. Coeur d'Alene 1:32.15
5. Borah 1:32.80
6. Hillcrest 1:33.32



4 X 400 M RELAY

1. Nampa 3:26.28
Ryan Stearns Josh Lyons
Mike Gussie Shane Turner
2. Boise 3:27.39
3. Borah 3:29.23
4. Meridian 3:30.09
5. Highland 3:30.42
6. Coeur d'Alene 3:30.91



MEDLEY RELAY

1. Borah 3:39.07
Bobby Grey Darrin Anderson
Brent Deakins Aaron Shue
2. Coeur d'Alene 3:40.72
3. Twin Falls 3:40.78
4. Highland 3:42.11
5. Rigby 3:45.18
6. Centennial 3:48.12

GOLF

1993 IDAHO STATE GOLF TOURNAMENT RESULTS

Class A: Centennial Golf Course — Nampa

Class B : Purple Sage Golf Course — Caldwell

May 21-22, 1993

Class A Boys



Team Championships

| | | | |
|---------------|-----|-----|-----|
| 1. Twin Falls | 587 | 296 | 291 |
| 2. Borah | 588 | 294 | 294 |
| 3. Lewiston | 598 | 292 | 306 |
| 4. Centennial | 612 | 302 | 310 |

Medalists

| | |
|-------------------------------|----|
| 1. Jon Gibbs, Borah | 66 |
| 2. Craig Gilchrist, Lewiston | 69 |
| 3. Allen Breaux, Centennial | 71 |
| 4. J.J. Astorquia, Twin Falls | 72 |



Class A Girls




Team Championships


| | | | |
|---------------|-----|-----|-----|
| 1. Centennial | 509 | 249 | 260 |
| 2. Rigby | 515 | 258 | 257 |
| 3. Twin Falls | 518 | 259 | 259 |
| 4. Lewiston | 523 | 259 | 264 |

Medalists

| | |
|-------------------------------|----|
| 1. Andrea Baxter, Centennial | 71 |
| 2. Jodie Nieman, Rigby | 75 |
| 3. Kristan Olson, Bonneville | 80 |
| 4. Candice Cordingly, Madison | 81 |



Class B Boys




Team Championships


| | | | |
|--------------|-----|-----|-----|
| 1. Middleton | 633 | 313 | 320 |
| 2. Kimberly | 638 | 310 | 328 |
| 3. Preston | 651 | 315 | 336 |
| 4. Kellogg | 672 | 324 | 348 |

Medalists

| | |
|-------------------------------|----|
| 1. Preston Hafer, Kimberly | 69 |
| 2. Andrew Mitchell, Middleton | 74 |
| 3. Ernie Hall, Wallace | 74 |
| 4. Shaun Mills, Middleton | 75 |



Class B Girls




Team Championships

| | | | |
|-----------------|-----|-----|-----|
| 1. Priest River | 568 | 276 | 292 |
| 2. Jerome | 571 | 286 | 285 |
| 3. St. Maries | 581 | 290 | 291 |
| 4. Bishop Kelly | 582 | 285 | 297 |


Medalists

| | |
|-----------------------------------|----|
| 1. Kylie Peterson, Jerome | 82 |
| 2. Annie Martin, Priest River | 82 |
| 3. Gail Fennen, Buhl | 86 |
| 4. Terry-Ann Marron, Bishop Kelly | 87 |



TENNIS

STATE TENNIS RESULTS May 21-22, 1993 — Sun Valley-Elkhorn, Idaho Class A



Girls Single

Champion Stephanie Chi, Centennial
2nd Place Kate Zakharova, Capital
3rd Place Heather Thiry, Capital
4th Place Christian Goeltz, Pocatello

Photo
Not
Available


Boys Singles

Champion Dan Delaney, Skyline
2nd Place Tom DeAngelis, Meridian
3rd Place Mike Wilson, Nampa
4th Place Daniel Ruescher, Boise



Girls Doubles

Champion Jamie Hamilton - Jill Hamilton, Capital
2nd Place Mindy Young - Sarah Martin, Coeur d'Alene
3rd Place Myndee Larsen - Brady Martin, Twin Falls
4th Place Sandy Hokenson - Rebecca Springs, Nampa



Boys Doubles

Champion Karl Schroeder - Tony Hunt, Capital
2nd Place Jeff Shin - Brian Daines, Borah
3rd Place Cory Dalos - Matt Hawkins, Centennial
4th Place Gary Maag - Gus Trost, Pocatello




Mixed Doubles

Champion R. C. Henson - Kara Gochner, Centennial
2nd Place Burke Hansen - Barbara Trajkovska, Nampa
3rd Place Jordi Pineira - Kristin Harlow, Meridian
4th Place Aaron Hutchings - Susan Howard, Twin Falls

Team


Champion Capital Coach - Tom Campbell
Runner-Up Centennial Coach - Marian DeWane

CLASS B




Girls Singles

Champion Rori Hewett, Lapwai
2nd Place Kelly Smyth, Homedale
3rd Place Andrea Becker, Vallivue
4th Place Gretel Kearney, Ketchum Community



Boys Singles

Champion Jeff Wong, Jerome
2nd Place Clint Smyth, Homedale
3rd Place Jeff Manzer, Parma
4th Place Troy Holtz, Bishop Kelly



Girls Doubles

Champion Maria Maure - Heidi Neiwert, Burley
2nd Place Angie Wagner - Helen Rohrbacker, Parma
3rd Place Gina Fabiano - Heather Masner, Wood River
4th Place Jessica Wight - Colleen Colby, Bishop Kelly

Boys Doubles

Champion Vixay Mistri - Chris Wong, Jerome
2nd Place Ryan Skeene - Scott Hutchinson, Bishop Kelly
3rd Place Sam Lemon - Matt Lynn, Kuna
4th Place Ryan Darmody - Mark Stackel, Bishop Kelly



Mixed Doubles

Champion Rob Haddock - Jessica Manzer, Parma
2nd Place Brian Geidl - Tonya Trout, Troy
3rd Place Ryan Brooks - Michelle Rasmussen, Parma
4th Place Ryan Frieder - Brooke Bonner, Wood River

Team

Champion Parma Coach - Jess Eddy
Runner-Up Bishop Kelly Jerome Coach - Nacho Larracochea
Coach - Ken Wright