
1994-95


STATE TOURNAMENT

CHAMPIONS

DRAMA



1994 State Drama December 2-3, 1994 University of Idaho, Moscow



CLASS A

1. Boise Kaye Gilchrist
2. Twin Falls Howard Miller
3. Highland Joan Dilweg

CLASS B

1. Buhl Kyle Woods
2. American Falls Wendy Shelman
3. Jerome Cathie Hopper
3. Kamiah Tracy Huston and Pat St. Tourangeau
3. Sugar-Salem Gloria Stumme

1994 INDIVIDUAL FINISHERS

Solo Pantomime



1. Dorinda Fry, Twin Falls
1. Olivia Easton, Centennial
2. Cassie Monroe, Mt.Home
3. Brittini Sojka, Twin Falls

Olivia Easton
Picture Not
Available

Humorous Solo




1. James Mills, Mountain Home
2. Julie Stanger, American Falls
3. Corey Atkins, Burley

Ensemble Pantomime




1. Merrick Schaeffer - Eric Brooks, Idaho Falls
2. Jennifer Miller - Tabitha Miller, Dietrich
3. Ross Lloyd-K. Telford, Raft River
3. Brittini Sojka-Angella Simpson, Twin Falls

Humorous Ensemble



1. Tessie Davis-Melissa Erb, Kamiah
2. Cory Wallace-Brent Cagen, Capital
3. Josh Gugelman-Jason Ward, Malad

Serious Ensemble



1. Thomas Howell-Lisa Niedermeyer, Buhl
2. Kanielle Christensen-Katie Rehrer, Highland
3. Blake Abramovitz-Cherisan Davis, Boise

Serious Solo



1. Danielle Prescott, Jerome
2. Tara Sanders, Capital
3. Ben Kline, Boise
3. Ross Lloyd, Raft River

Original Humorous



1. Corey Atkins, Burley
2. Sara Bruner, Burley
3. Greg Anderson-Annaliese Keifer, Boise

Solo Audition



1. Kamille Christiansen, Highland
2. Caleb Harris, Rigby
3. Oscar Melindez, Twin Falls

Original Serious




1. Oscar Melindez, Twin Falls
1. Katie Rehrer, Highland
2. Sarah Rutan-Lacy Benedetto-Mariah Powle-Nathan Rosvall-Scott Moran, Centennial
3. Diana Peterson, Buhl

Katie Rehrer
Picture Not
Available


Technical Theatre

Scenic Design



Karyn Hanks
Boise

Makeup



Marci Gugliennetti-Kelly Whitehead
Boise 41

Props/Stage Managers' Book



Lucas Cole
Boise

Costumes



Jeni Francis
Sugar-Salem

DEBATE

Idaho High School Debate State Championships

March 17-18, 1995

Capital High School, Boise, Id

Class A

Meridian

Randy Powell, Coach




SWEEPSTAKES

Open Division

Shelley


Steven Gale, Coach



Open Division

Blackfoot

Leora Hansen, Coach



Class A Policy

- 1st Cynthia Browning/Rhett Longmore, Bonneville
- 2nd Adam Browning/Josh Hoffman, Capital
- 3rd David Eastwood/Brook Schroeder, Meridian
- 3rd Shawn Hlal/Todd Keller, Bonneville




Class A Lincoln-Douglas

- 1st Dawn Bird, Meridian
- 2nd Kayla Leslie, Nampa
- 3rd Jamie Aikens, Minico
- 3rd Jeff Thompson, Madison




Open Division Policy

- 1st Nick Adamson/Mike Scoville, Idaho Falls
- 2nd Liz Briggs/Christian Robertson, Boise
- 3rd Alissa Tippetts/Phililp Scarborough, Blackfoot
- 3rd Nels Bangerter/Hailey Hibler, Boise



Open Division Lincoln-Douglas

- 1st Matt Hong, Blackfoot
- 2nd Blaine Hone, Blackfoot
- 3rd Richard Robinson, Hillcrest
- 3rd Julie Lague, Centennial




Class B Policy

- 1st Emron Esplin/Mike Barton, Snake River
- 2nd Johanna Curlquist/Candy Lohnes, Valley
- 3rd Valeria Kiesig/Klark Van Vorden, Kuna
- 3rd Garrett Thalgott/Brock Kirwan, Snake River



Class B Lincoln-Douglas

- 1st B.J. Driscoll, Snake River
- 2nd Steve Marsden, Shelley
- 3rd Jason Peterson, Shelley
- 3rd Brandon Hoskins, Shelley



SPEECH

1995 IHSAA STATE SPEECH

April 21-22, 1995

Pocatello High School

Sweepstakes

- | | |
|--------------------------|-------------------|
| 1. Blackfoot High School | Leora Hansen |
| 2. Jerome High School | Judi Fredericksen |
| 3. Meridian High School | Randy Powell |

A EVENTS

Impromptu

- | | |
|---------------------|-------------|
| 1. Candace Cook | Centennial |
| 2. Merrick Schaefer | Idaho Falls |
| 3. Sarah Jennings | Idaho Falls |

Extemporaneous

- | | |
|------------------------|-----------|
| 1. Patrick Scarborough | Blackfoot |
| 2. Joy Mayhew | Pocatello |
| 3. David Eastwood | Meridian |

Panel Discussion

- | | |
|------------------|------------|
| 1. Haim Zaltzman | Highland |
| 2. Julie Lukue | Centennial |
| 3. Larry Parnell | Meridian |

Radio Speaking

- | | |
|---------------------|---------------|
| 1. Jessica Dempster | Coeur d'Alene |
| 2. Judson King | Jerome |
| 3. Steve Neville | Wood River |

Expository

- | | |
|--------------------|-----------|
| 1. Rudi Ganske | Blackfoot |
| 2. Bryan Chojnacky | Jerome |
| 3. Jessica Day | Madison |

Retold Story

- | | |
|----------------|----------------|
| 1. Wes Funk | American Falls |
| 2. Tony Dayton | Sugar-Salem |
| 3. Erik Welsh | Bishop Kelly |

B EVENTS

Humorous Interpretation

- | | |
|----------------------|-----------|
| 1. Danny Murphy | Jerome |
| 2. Adam Pfof | Hillcrest |
| 3. Sarah Hendrickson | Jerome |

Serious Interpretation

- | | |
|-------------------|-----------|
| 1. Corina Barrera | Meridian |
| 2. Marshall Rudd | Madison |
| 3. Feather Beeks | Lake City |

Original Oratory

- | | |
|-------------------|------------|
| 1. Denise Koyle | Raft River |
| 2. David Eastwood | Meridian |
| 3. Kent Amo | Jerome |

Salesmanship

- | | |
|---------------------|---------------|
| 1. Jessica Dempster | Coeur d'Alene |
| 2. Chris Telford | Raft River |
| 3. Ryan Scoville | Centennial |

After-Dinner Speaking

- | | |
|------------------|---------------|
| 1. Chris Wong | Jerome |
| 2. Jamie Cahoon | Coeur d'Alene |
| 3. Steve Swanson | Pocatello |

Oratorical Analysis

- | | |
|------------------------|-----------|
| 1. Patrick Scarborough | Blackfoot |
| 2. Rufina Beem | Jerome |
| 3. Sarah Royter | Meridian |

CROSS COUNTRY

STATE CROSS COUNTRY MEET

October 29, 1994

Twin Falls Municipal Golf Course — Twin Falls

Team Results




A-1 Girls

1.	Centennial	64
2.	Pocatello	96
3.	Madison	111
4.	Boise	118




A-1 Boys

1.	Centennial	67
2.	Boise	78
3.	Sandpoint	143
4.	Idaho Falls	160



A-2 Girls

1.	Preston	71
2.	Vallivue	86
3.	Bishop Kelly	89
4.	Sugar-Salem	110




A-2 Boys

1.	Preston	72
2.	Jerome	78
3.	Vallivue	92
4.	Emmett	120



A-3 Girls

1.	Ririe	37
2.	Homedale	47
3.	Soda Springs	54
4.	North Fremont	80



A-3 Boys


1.	Soda Springs	40
2.	McCall-Donnelly	92
3.	Butte County	102
4.	Malad	108

CROSS COUNTRY

Individual Results

A-1 Boys

1. Billy Herman	11	Centennial	15:48.04
2. Justin Atkins	12	Centennial	15:59.14
3. Preston Martin	12	Sandpoint	16:11.55
4. Mike Puterbaugh	12	Capital	16:16.99
5. Brick Bergeson	12	Blackfoot	16:21.82
6. Matthew Long	12	Boise	16:22.15
7. Chris Blood	12	Sandpoint	16:26.00
8. Chris Gossett	12	Lake City	16:27.92
9. Zach Saul	12	Idaho Falls	16:29.51
10. Kevin Calhoun	12	Madison	16:32.75
11. Ashley Smith	12	Blackfoot	16:34.95
12. Mark Fox	11	Caldwell	16:39.78
13. Kyle Delamarter	11	Sandpoint	16:40.00
14. Kyle Roberts	12	Skyline	16:40.50
15. Drew Erickson	11	Boise	16:40.77
16. Randy Hogaboam	12	Lewiston	16:42.20
17. T.J. McCollum	11	Centennial	16:45.66
18. Danny Powell	10	Boise	16:47.69
19. Shane Carlson	11	Meridian	16:48.08
20. Clay Binford	12	Boise	16:49.61



Billy Herman



Susan Werner

A-1 Girls

1. Susan Werner	9	Boise	18:49.61
2. Jamie Herman	9	Centennial	19:26.09
3. Lynne Overly	12	Centennial	19:27.68
4. Mattie Mulick	9	Pocatello	19:38.06
5. Shauna Bird	10	Highland	19:41.35
6. Anna Daley	9	Boise	19:41.96
7. Christina Finney	12	Post Falls	19:42.56
8. Jordan Vaughn	11	Borah	19:43.72
9. Curan Wong	12	Capital	19:45.64
10. Deine Pope	11	Madison	19:50.09
11. Rachel Ramer	9	Skyline	19:51.46
12. Marli Harrison	10	Meridian	19:56.02
13. Jamee Windsor	12	Twin Falls	19:57.83
14. Natalie Griffeth	10	Madison	19:58.22
15. Angie Stanger	11	Bonneville	19:59.04
16. Christine Kohler	11	Idaho Falls	20:00.41
17. Angie Beaumont	11	Centennial	20:00.80
18. Sharlyn Maughan	10	Minico	20:02.01
19. Emily Mulick	11	Pocatello	20:09.70
20. Marie Mitchell	9	Madison	20:17.17

A-2 Boys


1. Matt Forrey	12	Kuna	16:06.50
2. Kyle Fullmer	12	Snake River	16:08.37
3. Todd Bruce	12	Lakeland	16:15.18
4. Benji Rex	12	Wood River	16:19.85
5. Seth Thornborrow	12	Buhl	16:24.52
6. Tony Smith	11	Moscow	16:35.72
7. Todd Campbell	12	Preston	16:46.38
8. Pat Bragg	12	Jerome	16:51.92
9. Tyson Teeples	10	Sugar-Salem	16:52.25
10. Alan Archuleta	9	Emmett	16:53.63
11. Lars Flora	11	Wood River	16:55.88
12. Cody Orchard	9	Jerome	16:56.26
13. Tyson Campbell	9	Preston	16:58.79
14. C.W. Ross	12	Buhl	16:59.61
15. Steve Kindred	11	Preston	17:00.38
16. Brandon Workman	11	Moscow	17:01.04
17. Dan Hancock	11	Vallivue	17:02.41
18. Brent Leslie	12	Marsh Valley	17:05.05
19. Ryan Jensen	9	Vallivue	17:05.11
20. Dan Benedick	10	Vallivue	17:05.16



Matt Forrey

CROSS COUNTRY

Individual Results



Santina Skeem

A-3 Boys


1. Blane Coburn	12	New Plymouth	16:28.01
2. Daniel Modenhauer	11	Soda Sprins	16:39.43
3. Rus McCrea	10	Nampa Christian	16:41.96
4. Lyle Rogers	12	Gooding	16:48.93
5. Marcus Christofferson	9	Homedale	16:52.01
6. Brett Mills	12	Malad	16:57.50
7. Van Gunnell	12	Soda Sprins	17:02.72
8. Gabe Beal	12	Butte County	17:11.23
9. Pat Casey	11	Ketchum Community	17:12.44
10. Eric Larson	12	Soda Springs	17:15.57
11. Michael Moldenhauer	11	Soda Springs	17:16.56
12. David Simpson	12	Carey	17:19.25
13. Wade Christophersen	11	Malad	17:20.18
14. Nate Galpin	12	Ketchum Community	17:26.23
15. Rick Perry	12	McCall-Donnelly	17:26.50
16. Grant Baxter	12	Fruitland	17:27.93
17. Jose Flores	12	Parma	17:31.22
18. Travis Allen	10	Butte County	17:33.20
19. Chris Reed	10	Ririe	17:34.41
20. Dan Delaet	12	Meadows Valley	17:36.94



Becky Ward

A-2 Girls

1. Santina Skeep	10	Marsh Valley	19:40.25
2. Kelly Squibb	11	Vallivue	19:40.52
3. Rachel Ferguson	11	Moscow	20:04.42
4. Coton Stine	9	Bishop Kelly	20:09.41
5. A.J. Madsen	12	Preston	20:17.32
6. Sally Vail	10	Vallivue	20:26.72
7. Claire Morgan	11	Buhl	20:30.84
8. Natahsa Anderson	11	Kuna	20:33.80
9. Amber Radke	11	Emmett	20:34.30
10. Angela Bingham	9	Jerome	20:37.70
11. Mandy Perkel	12	Emmett	20:38.74
12. Denise Colin	9	Preston	20:39.07
13. Hilary Putzer	9	Wood River	20:41.77
14. Kim Kelley	10	Preston	20:42.48
15. Candice Pittman	10	Emmett	20:43.19
16. Jessica Leavitt	9	Kuna	20:52.31
17. Carie Bronson	10	Payette	20:56.43
18. Suzanne Galbraith	10	Sugar-Salem	20:57.86
19. Heidi Galbraith	12	Sugar-Salem	20:58.30
20. Laura Goodson	10	Bishop Kelly	21:00.77



Blaine Coburn

A-3 Girls

1. Becky Ward	12	Richfield	19:33.36
2. Holly Reed	12	Ririe	20:12.91
3. Morgan Jankowski	10	Garden Valley	20:17.36
4. Katie Williams	11	Firth	20:27.13
5. Esther Bishop	9	North Fremont	20:32.24
6. Amber Cellan	9	Soda Sprins	20:33.67
7. Sarah Luthy	10	Ririe	20:38.39
8. Ann Clapier	11	Dietrich	20:55.15
9. Alicia Boyer	10	Butte County	20:56.63
10. Amy Duryee	10	Homedale	21:00.75
11. Janelle Bates	12	Homedale	21:03.11
12. Mandy Blaisdell	12	Malad	21:07.89
13. Brandy Oliver	12	Fruitland	21:08.22
14. Emily Cowan	11	Ririe	21:22.01
15. Shaylee Brown	9	Ririe	21:25.63
16. Trissa Price	10	Malad	21:40.95
17. Mary Beutler	12	West Side	21:42.11
18. Nicole Jones	10	McCall-Donnelly	21:44.58
19. Athena Gutowski	10	McCall-Donnelly	21:46.34
20. Jamie Norman	12	Soda Springs	21:49.91

Good Sportsmanship Is *Everyone's* Responsibility



The Player . . . TM

1. Lives clean and plays hard. Plays for the love of the game.
2. Wins without boasting, loses without excuses and never quits.
3. Respects officials and accepts their decisions without question.
4. Never forgets that he represents his school.

The Coach . . .


1. Inspires in his athletes a love for the game and the desire to win.
2. Teaches them that it is better to lose fairly than to win unfairly.
3. Leads players and spectators to respect officials by setting them a good example.
4. Demonstrates the principles of integrity and dignity of the sport at all times.

The Official . . .

1. Knows the rules.
2. Is fair and firm in all decisions. Calls them as he sees them.
3. Treats players and coaches courteously and demands the same treatment.
4. Knows the game is for the athletes, and lets them have the spotlight.

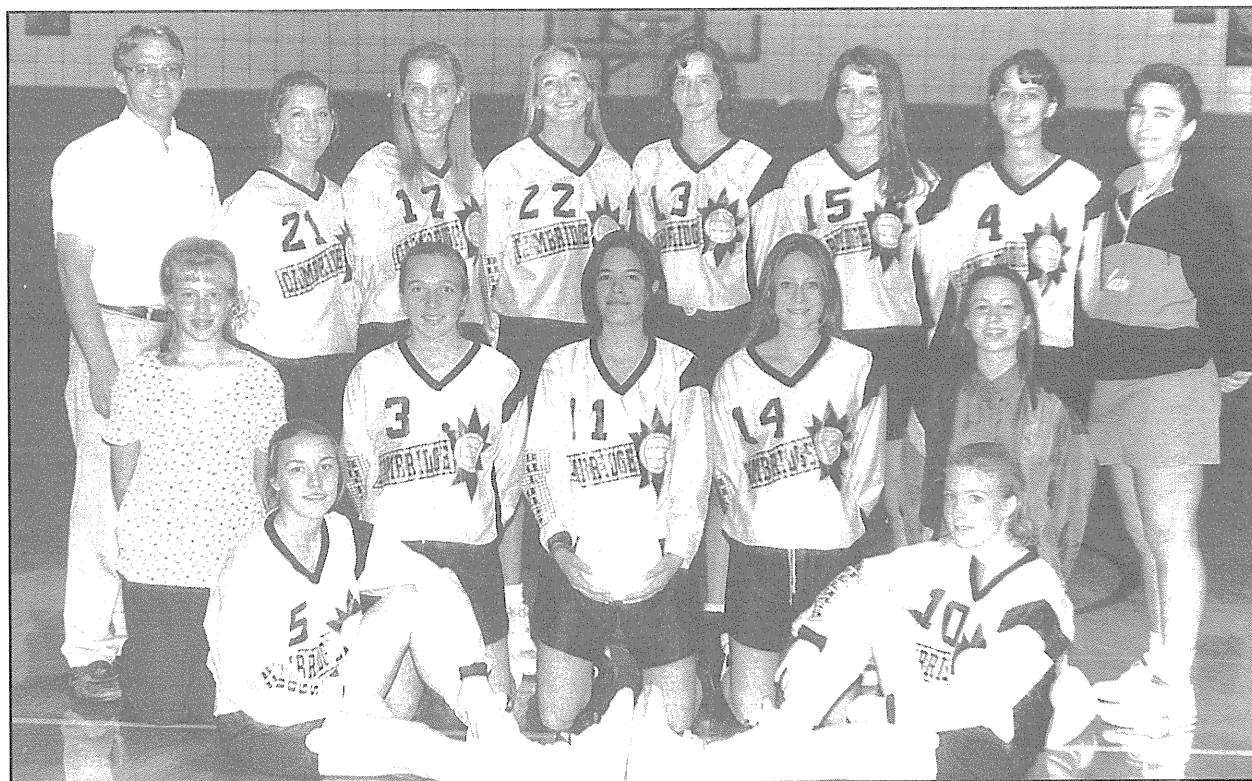
The Spectator . . .

1. Never boos a player or official.
2. Appreciates a good play, no matter who makes it.
3. Exercises self control and displays good judgement in every action.
4. Gains an understanding and appreciation for the rules of the contest.




VOLLEYBALL

A-4 State Champion CAMBRIDGE HIGH SCHOOL



A-3 State Champion WALLACE HIGH SCHOOL

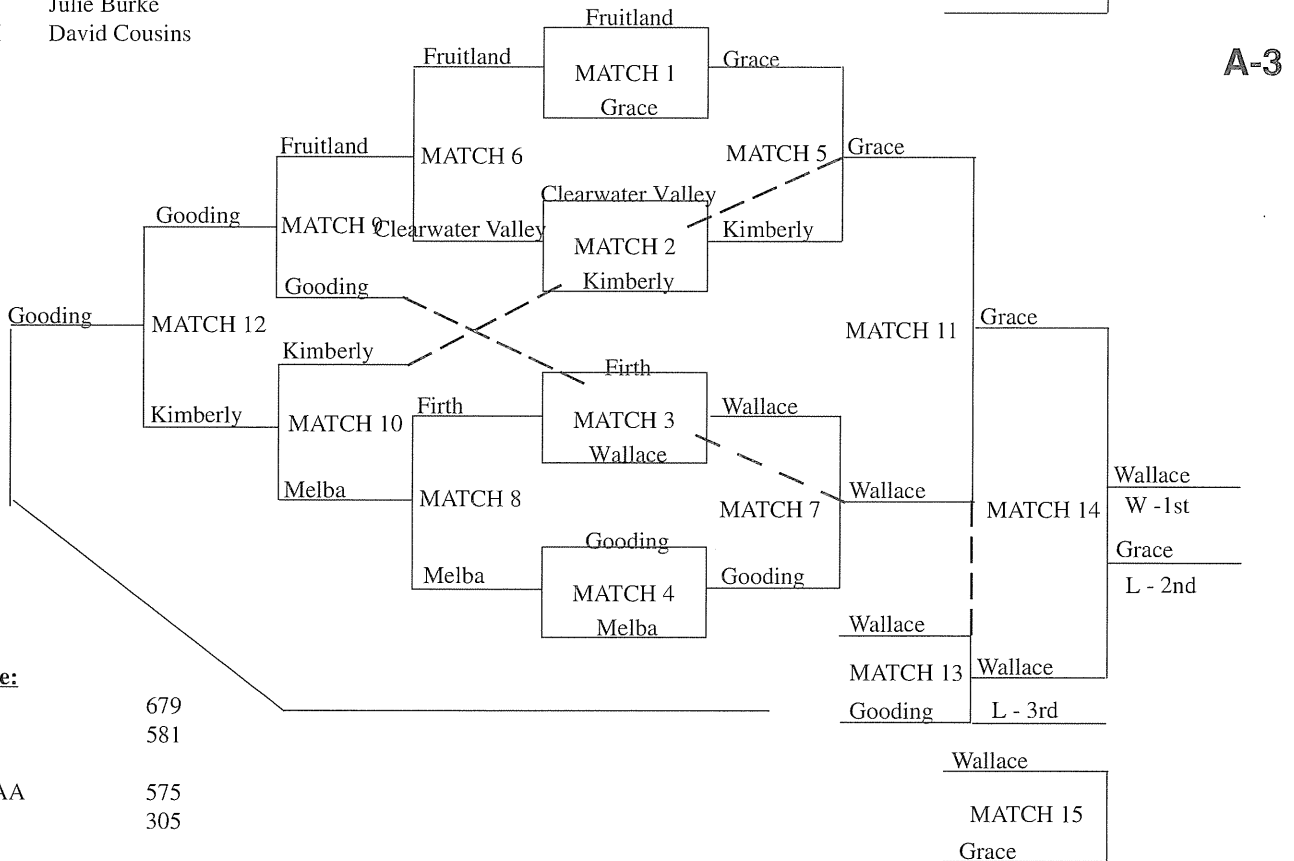
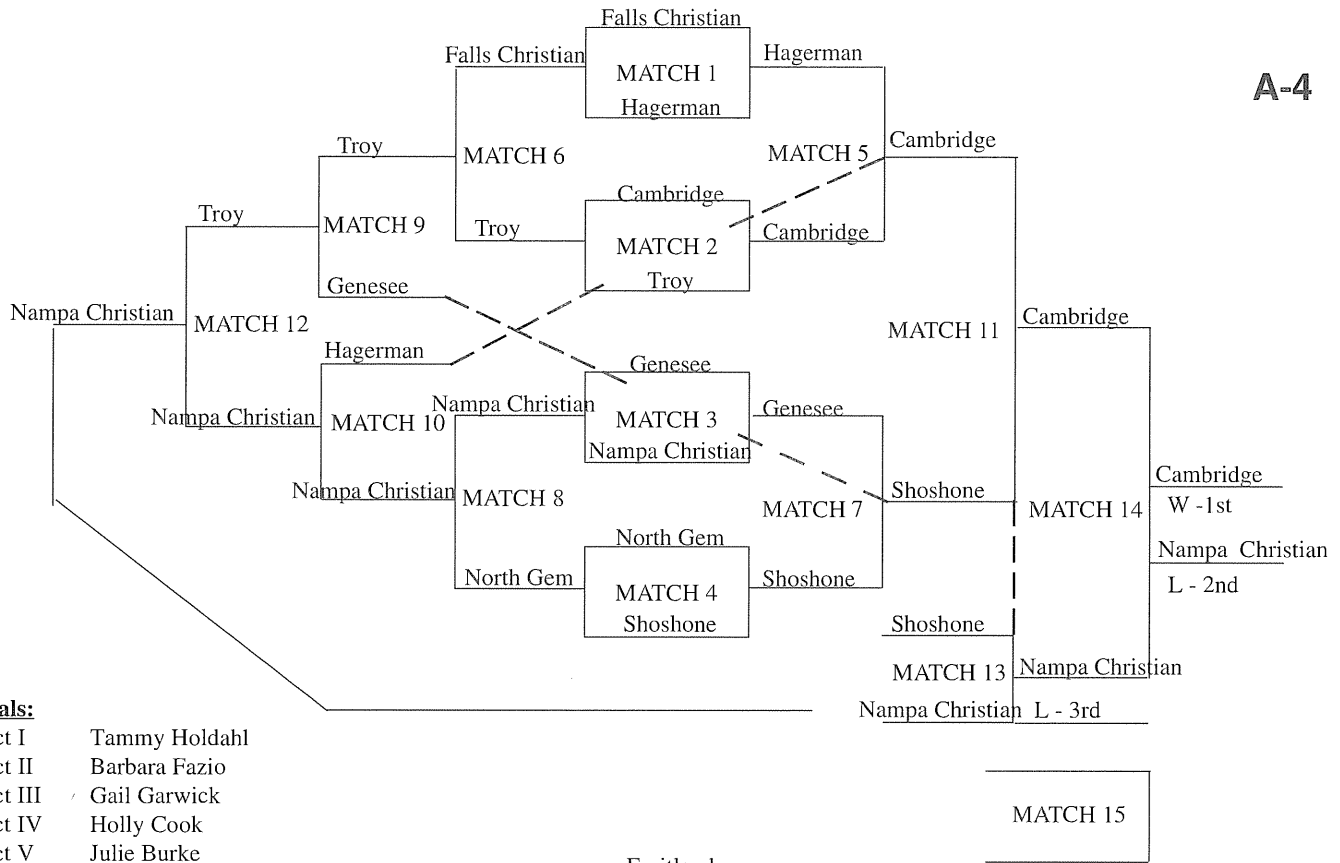


VOLLEYBALL

STATE VOLLEYBALL TOURNAMENT


October 28-29, 1994

Lewiston High School & Lewis-Clark State College — Lewiston



VOLLEYBALL

A-2 State Champion PRESTON HIGH SCHOOL



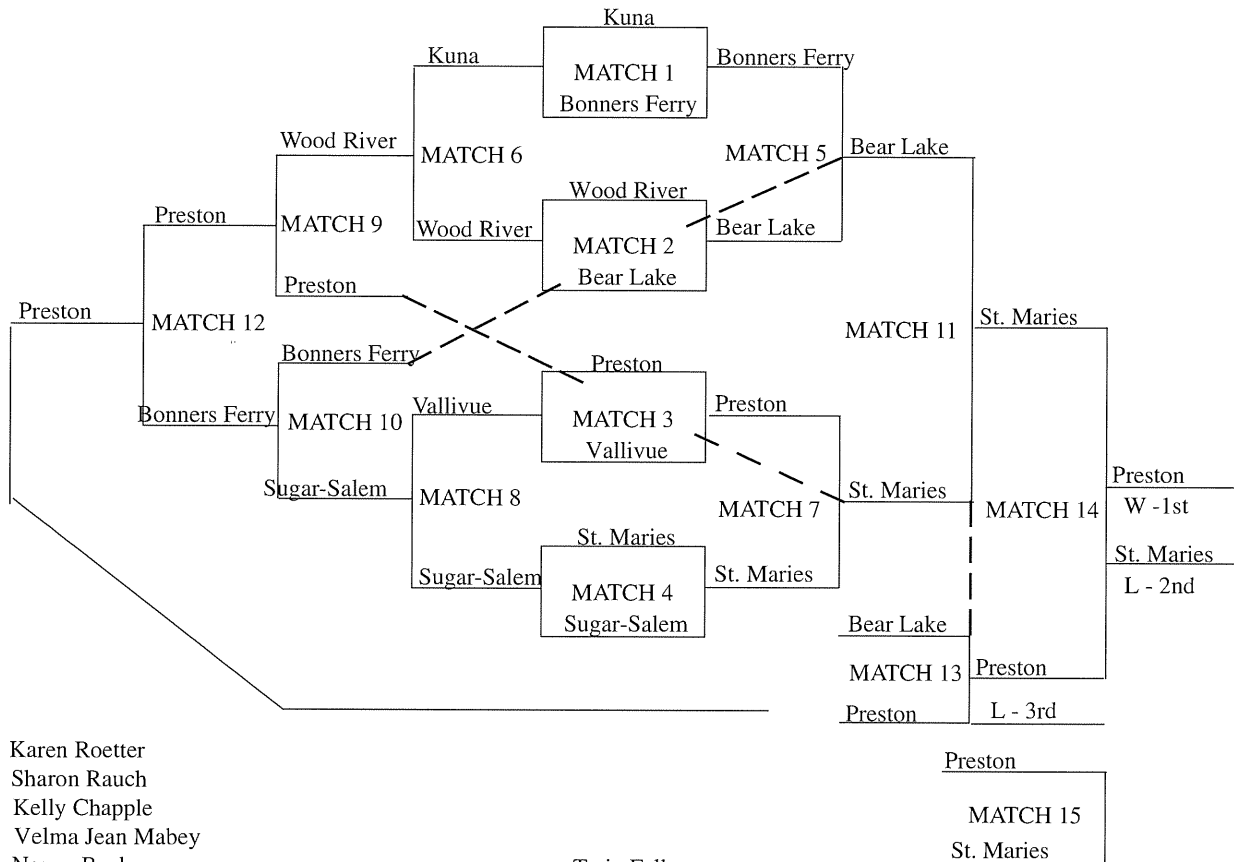
A-1 State Champion SANDPOINT HIGH SCHOOL



VOLLEYBALL

STATE VOLLEYBALL TOURNAMENT October 28-29, 1994 College of Southern Idaho — Twin Falls

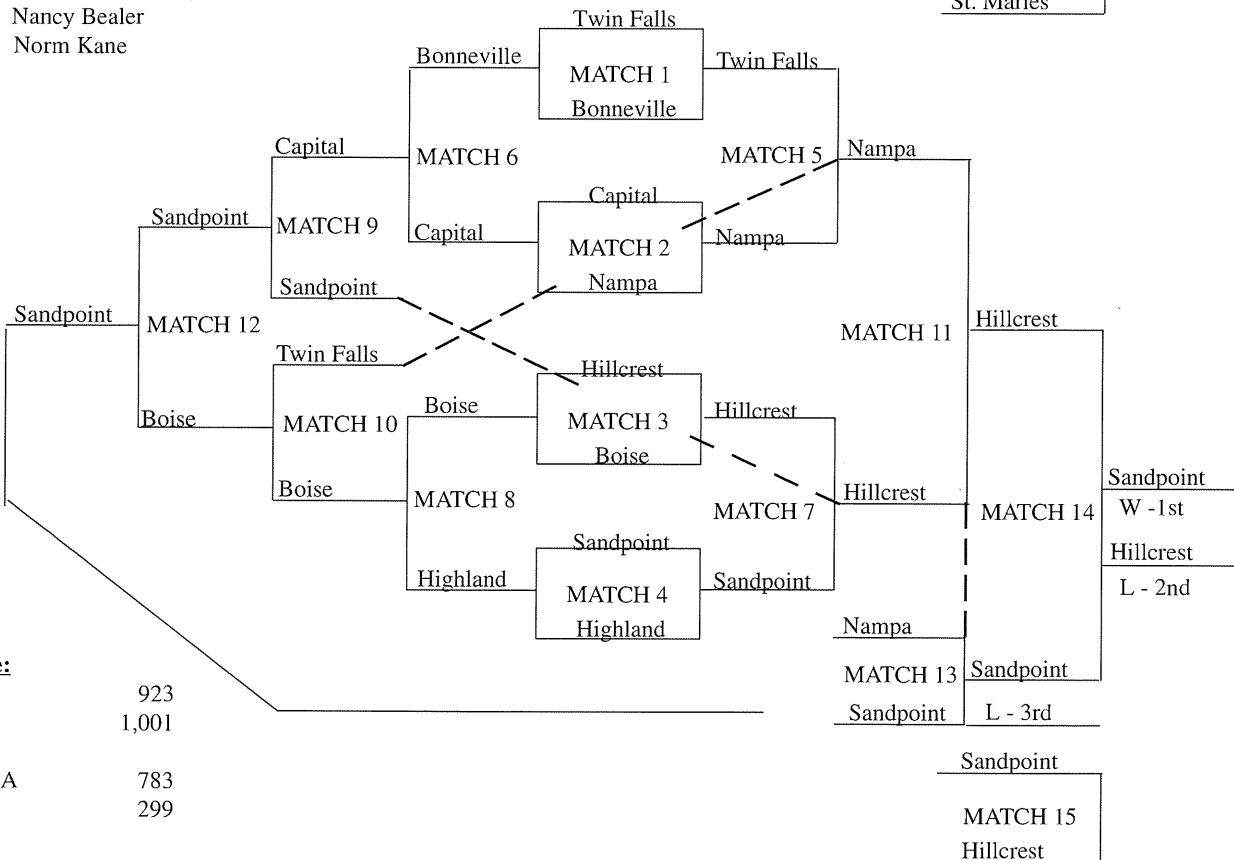
A-2



Officials:

- District I Karen Roetter
- District II Sharon Rauch
- District III Kelly Chapple
- District IV Velma Jean Mabey
- District V Nancy Bealer
- District VI Norm Kane

A-1




Attendance:

General	923
Discount	1,001
Passes	
IHSAA	783
UDI	299

FOOTBALL

A-4 8 Man State Champion CAREY HIGH SCHOOL



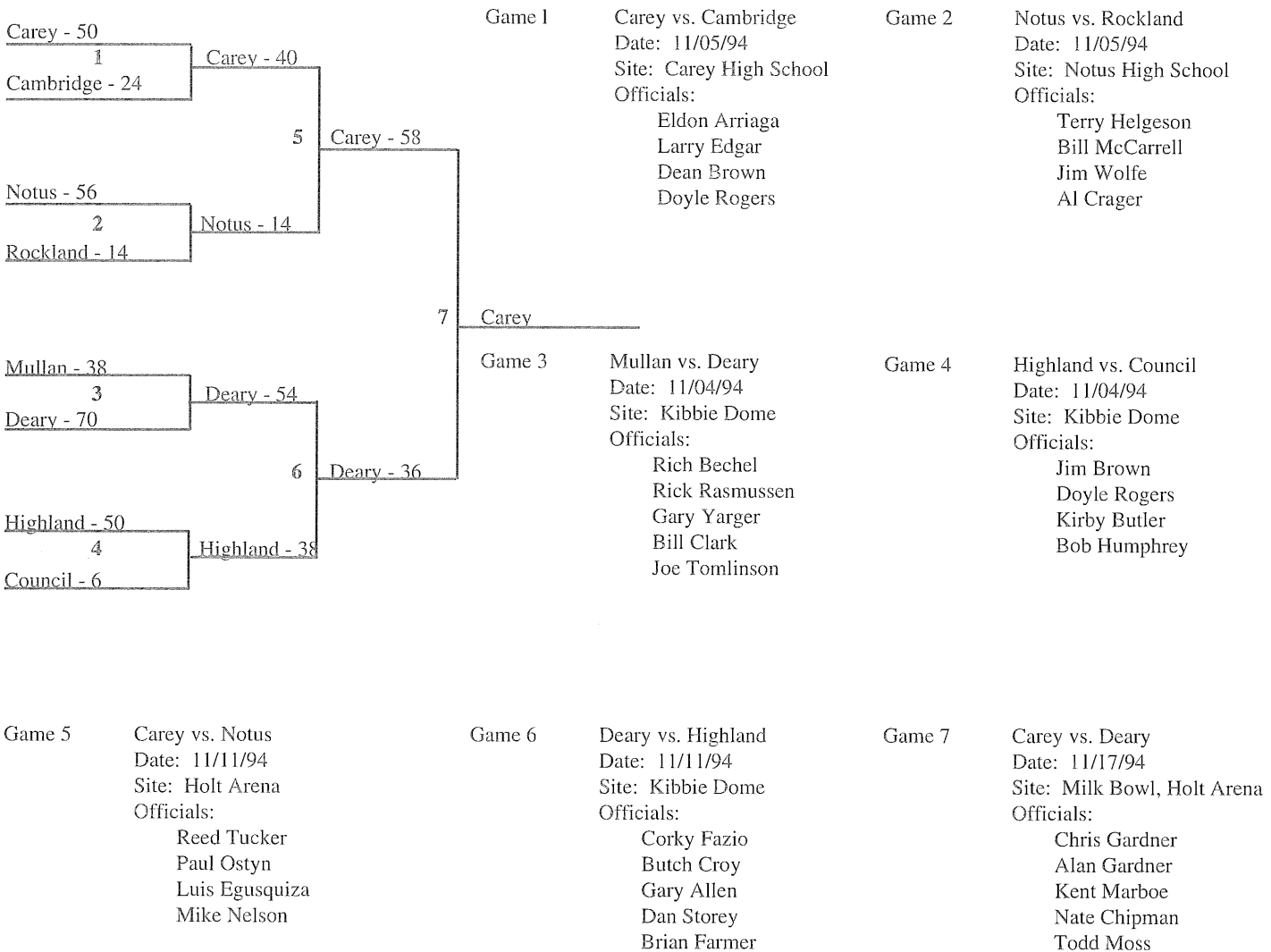
A-4 11 Man State Champion MURTAUGH HIGH SCHOOL



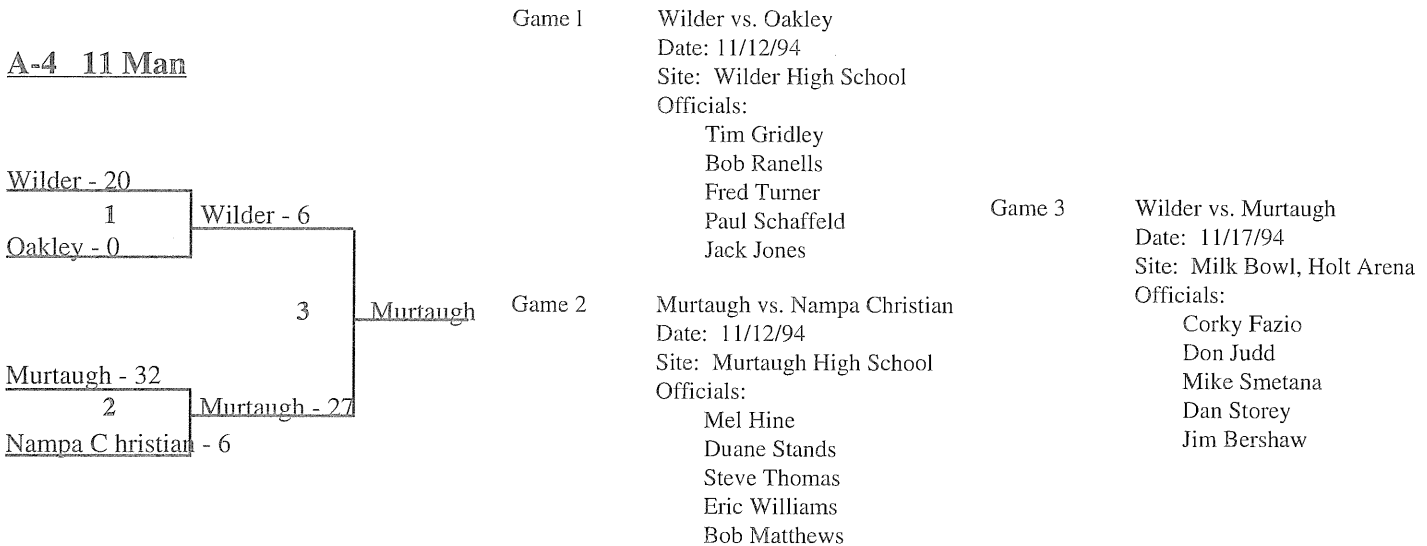
FOOTBALL

1994 Milk Bowl State Football Tournament November 17-19, 1994

A-4 8 Man




A-4 11 Man




FOOTBALL

A-1 Division II State Champion
MADISON HIGH SCHOOL



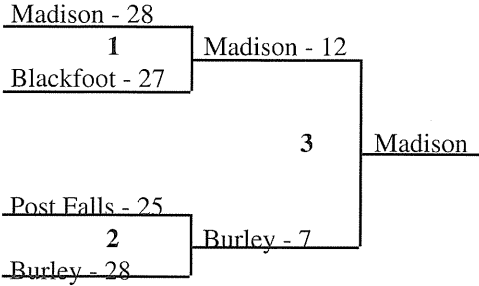
A-1 Division 1 State Champion
POCATELLO HIGH SCHOOL



FOOTBALL

1994 Milk Bowl State Football Tournament November 17-19, 1994

A-1 Division 2



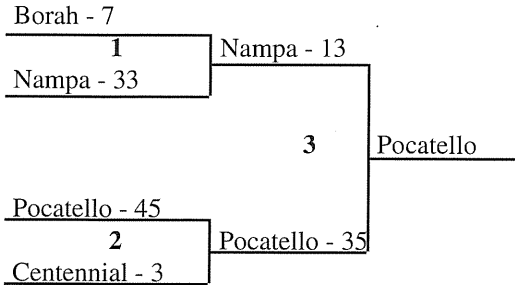
Game 1 Madison vs. Blackfoot
Date: 11/11/94
Site: Holt Arena
Officials:
Randy Ivie
Nate Chipman
Blaine McInelly
Kent Marboe
Mack Shirley

Game 3 Madison vs. Burley
Date: 11/18/94
Site: Milk Bowl, Holt Arena
Officials:

Jack Jones
Paul Schaffeld
Fred Turner
Bob Ranells
Tim Gridley

Game 2 Post Falls vs. Burley
Date: 11/11/94
Site: Kibbie Dome
Officials:
Wayne Koski
Rick Rasmussen
Dwight Cooper
Doug Brown
Jim White

A-1 Division 1



Game 1 Nampa vs. Borah
Date: 11/19/94
Site: Nampa High School
Officials:
Dan Yraguen
Kay Engelking
Jerry Helgeson
Bill Hartman
Rich Grimes


Game 3 Pocatello vs. Nampa
Date: 11/19/94
Site: Milk Bowl, Holt Arena
Officials:

Mike Nelson
Paul Remaley
Mel Hine
Jim Brown
Eldon Arriaga

Game 2 Centennial vs. Pocatello
Date: 11/11/94
Site: Bronco Stadium
Officials:
Tim Gridley
Bob Ranells
Paul Schaffeld
Fred Turner
Jack Jones

FOOTBALL

A-2 State Champion
BISHOP KELLY HIGH SCHOOL



Good Sportsmanship . . .

- . . . Touches the lives of the people who participate
- . . . Elevates humanity
- . . . Sets a high moral tone




If you're on the field or in the stands,
play fair.

BE A GOOD SPORT

FOOTBALL

1994 Milk Bowl State Football Tournament November 17-19, 1994

A-2



Game 5 Weiser vs. Bishop Kelly
Date: 11/12/94
Site: Weiser High School
Officials:
Ed Pierson
Joe Yraguen
Frank Fullmer
Gary Bassett
Bill McCarrell

Game 1 Lakeland vs. Weiser
Date: 11/05/94
Site: Kibbie Dome
Officials:
Dwight Cooper
Larry Cudmore
Shane Anderson
Ed Newton
Jim White

Game 3 Snake River vs. Bear Lake
Date: 11/05/94
Site: Holt Arena
Officials:
Scott Marchand
Merlin Blad
Greg Harding
Gerald Christensen
Steve Milbrandt

Game 6 Snake River vs. Preston
Date: 11/12/94
Site: Holt Arena
Officials:
Steve Milbrandt
Jeff Wakley
Doug Carlson
Arne Jones
Gary Carlson


Game 2 Bishop Kelly vs. Bonners Ferry
Date: 11/05/94
Site: Bishop Kelly
Officials:
Jack Jones
Fred Turner
Bob Ranells
Paul Schaffeld
Tim Gridley

Game 4 Salmon vs. Preston
Date: 11/05/94
Site: Holt Arena
Officials:
Chris Gardner
Nate Chipman
Blaine McNelly
Kent Marboe
Hugh Foster

Game 7 Bishop Kelly vs. Snake River
Date: 11/18/94
Site: Milk Bowl, Holt Arena
Officials:
Terry Gorton
Bud Koski
Shane Anderson
Ed Newton
Steve Hudson

FOOTBALL

A-3 State Champion GLENN'S FERRY HIGH SCHOOL



SPORTSMANSHIP/CITIZENSHIP

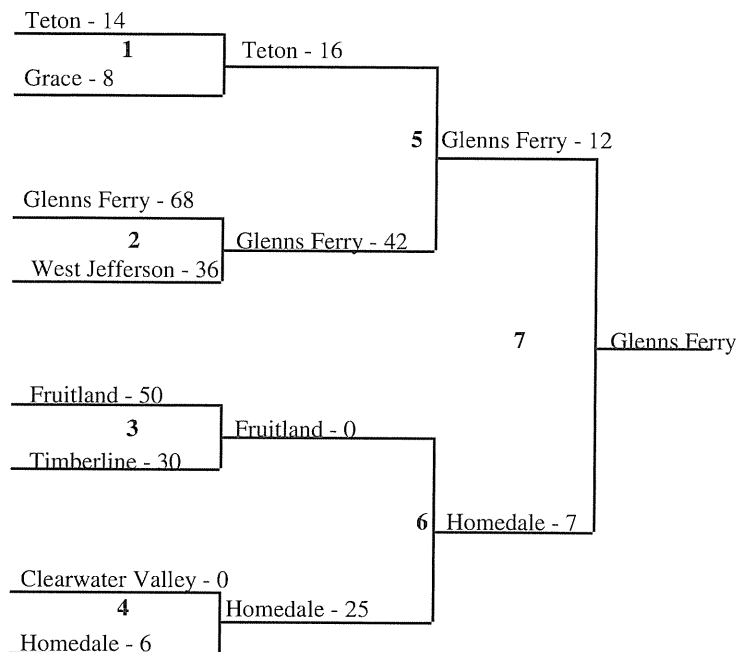
The goal of the interscholastic program is not to develop the participants into All-Americans, but better Americans out of ALL participants

Sportsmanship: One who abides by the rules of a contest and accepts victory or defeat graciously. . .

FOOTBALL

1994 Milk Bowl State Football Tournament November 17-19, 1994

A-3



Game 5 Teton vs. Glens Ferry
Date: 11/12/94
Site: Holt Arena
Officials:
Chris Gardner
Alan Gardner
Todd Moss
Bill Sponenburgh
Mack Shirley

Game 1 Teton vs. Grace
Date: 11/05/94
Site: Holt Arena
Officials:
Todd Moss
Alan Gardner
Randy Ivie
Bill Sponenburgh
Mack Shirley

Game 3 Fruitland vs. Timberline
Date: 11/05/94
Site: Fruitland High School
Officials:
Bill Hartman
Frank Fullmer
Tim Messuri
Gary Bassett
Todd Hall

Game 6 Fruitland vs. Homedale
Date: 11/12/94
Site: Homedale High School
Officials:
Jim Wolfe
Jim Messuri
Al Crager
Todd Hall
Bob Hogg


Game 2 Glens Ferry vs. West Jefferson
Date: 11/05/94
Site: Holt Arena
Officials:
Mel Hine
Dan Konrad
Luis Egusquiza
Rick Neill
Jim Brown

Game 4 Clearwater Valley vs. Homedale
Date: 11/05/94
Site: Clearwater Valley High School
Officials:
Corky Fazio
Tom Woods, Jr.
Tom Woods, Sr.
Dan Storey
Gary Allen

Game 7 Glens Ferry vs. Homedale
Date: 11/18/94
Site: Milk Bowl, Holt Arena
Officials:
Arne Jones
Gary Carlson
Steve Milbrandt
Jeff Wakley
Doug Carlson

GIRLS BASKETBALL

A-4



Officials:

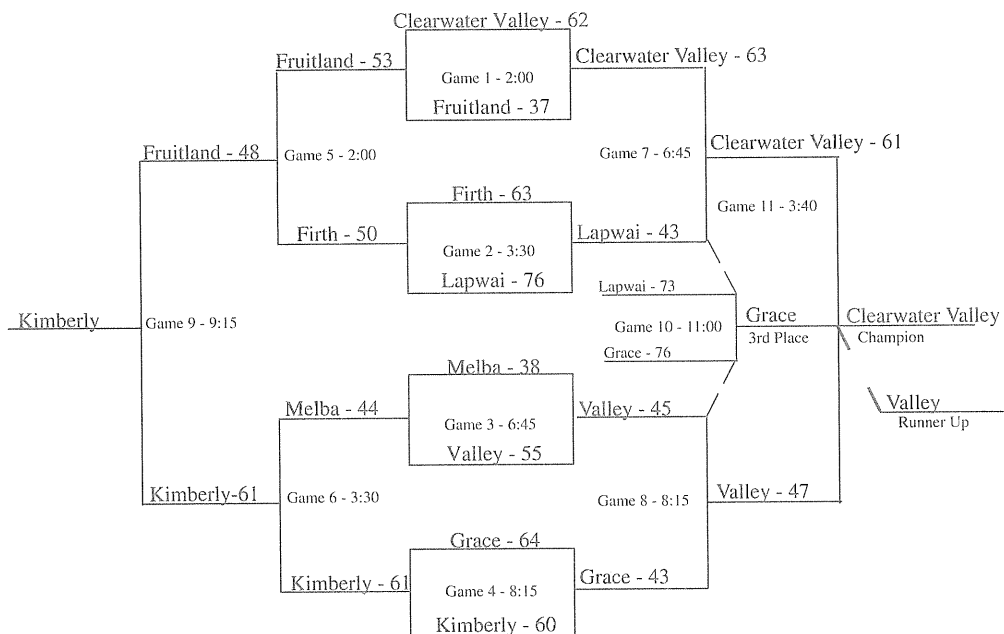
- District I Bill Bopp, Steve Hudson
- District II Dean Roy, Greg Billups, Shawn Spencer
- District III Tim Gridley, Kay Engelking, Larry Lincoln, Darren Krzesnik
- District IV Elden Arriaga, Tim Campbell, Steve Thomas
- District V Doug Carlson, Jeff Craney
- District VI Hugh Foster, Charles Barber

Site: A-4 — Borah High School
A-3 — Capital High School

Attendance:

General	1,969
Discount	1,412
IHSAA Passes	866
Dairymen	410

A-3




GIRLS BASKETBALL

A-4 State Champion HIGHLAND HIGH SCHOOL




A-3 State Champion CLEARWATER VALLEY HIGH SCHOOL




GIRLS BASKETBALL

A-2 State Champion SHELLEY HIGH SCHOOL




A-1 State Champion LAKE CITY HIGH SCHOOL



GIRLS BASKETBALL

A-2



Officials:


- District I Bill Bopp, Steve Hudson
- District II Dean Roy, Greg Billups, Shawn Spencer
- District III Tim Gridley, Kay Engelking, Larry Lincoln, Darren Krzesnik
- District IV Elden Arriaga, Tim Campbell, Steve Thomas
- District V Doug Carlson, Jeff Craney
- District VI Hugh Foster, Charles Barber

Site: A-2 — Centennial High School
A-1 — Albertson College

Attendance:


General	3,216
Discount	1,718
IHSAA Passes	809
Dairymen	210

A-1



BOYS BASKETBALL

A-4



Officials:

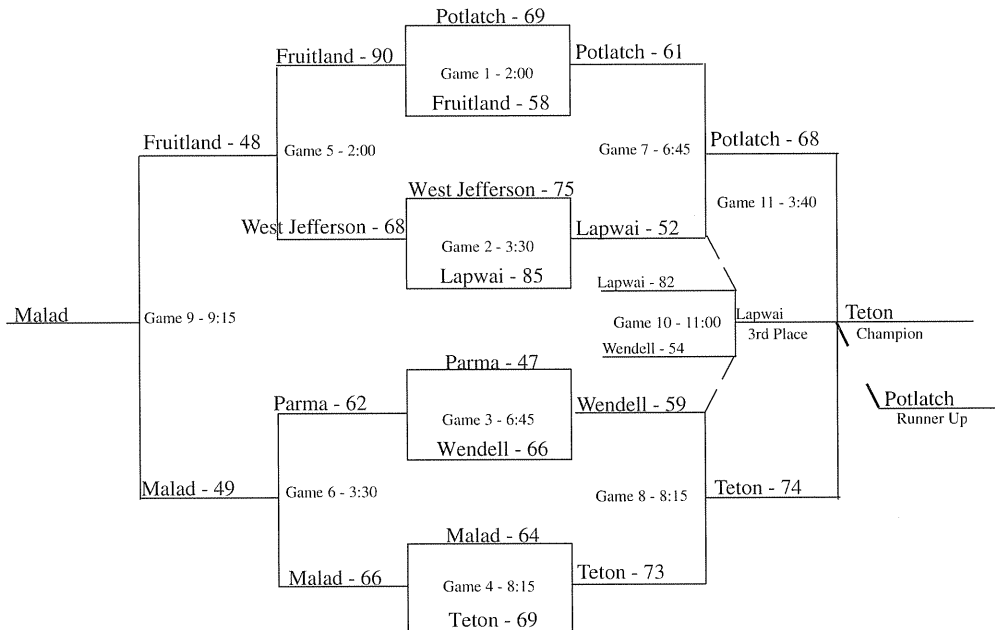
- District I Steve Hudson, Bill Bopp
- District II Greg Billups, Jason Mercer
- District III Darren Krzesnik, Larry Lincoln
- District IV Dean Mayes, Mel Hine
- District V Greg Harding, Jeff Wakley, Doug Carlson, Gary Carlson
- District VI Hugh Foster, Kent Marboe, Charlie Barber, Bruce Palmer

Site: A-4 — Hillcrest High School
 A-3 — Skyline High School

Attendance:

General	4,495
Discount	3,594
IHSAA Passes	1,706
Dairymen	1,849

A-3




BOYS BASKETBALL

A-4 State Champion NORTH GEM HIGH SCHOOL




A-3 State Champion TETON HIGH SCHOOL



BOYS BASKETBALL

A-2 State Championship WEISER HIGH SCHOOL




A-1 State Championship CENTENNIAL HIGH SCHOOL



BOYS BASKETBALL

A-2



Officials:


- District I Steve Hudson, Bill Bopp
- District II Greg Billups, Jason Mercer
- District III Darren Krzesnik, Larry Lincoln
- District IV Dean Mayes, Mel Hine
- District V Greg Harding, Jeff Wakley, Doug Carlson, Gary Carlson
- District VI Hugh Foster, Kent Marboe, Charlie Barber, Bruce Palmer

Site: A-2 — Reed Gym, ISU
A-1 — Holt Arena, ISU

Attendance:

General	10,738
Discount	13,086
IHSAA Passes	2,123
Dairymen	2,149

A-1



WRESTLING

A-1 1995 State Individual Winners Kibbie Dome, Moscow March 9-11, 1995



103 LBS.

- | | |
|-------------------------|-------------|
| 1. Jared Lawrence (9) | Sandpoint |
| 2. Josh Bales (11) | Capital |
| 3. Taylor Hunter (9) | Idaho Falls |
| 4. Jason Oakes (10) | Capital |
| 5. Jason Rublaitus (10) | Twin Falls |
| 6. Jed Clarke (9) | Boise |



112 LBS.

- | | |
|----------------------|------------|
| 1. Tyler Nelson (10) | Borah |
| 2. Shawn Garner (10) | Sandpoint |
| 3. Zac Vaughn (10) | Sandpoint |
| 4. Justin Hugo (10) | Centennial |
| 5. Mark Duke (12) | Lewiston |
| 6. Sandy Lilya (10) | Blackfoot |



119 LBS.

- | | |
|--------------------------|-------------|
| 1. Brett Lawrence (11) | Sandpoint |
| 2. CJ Campbell (9) | Blackfoot |
| 3. Tori Turner (12) | Capital |
| 4. Kirk Landenberge (11) | Centennial |
| 5. Justin Harwood (12) | Idaho Falls |
| 6. Roy Perales (11) | Nampa |



125 LBS.

- | | |
|------------------------|------------|
| 1. Charlie Griggs (11) | Centennial |
| 2. Pat Clevenger (12) | Lewiston |
| 3. Nathan Staker (12) | Minico |
| 4. Travis Carter (10) | Sandpoint |
| 5. Tim Herbert (12) | Post Falls |
| 6. Jason Lords (11) | Bonneville |




130 LBS.

- | | |
|---------------------------|-----------|
| 1. Billy Greene (11) | Lewiston |
| 2. Dan Ault (12) | Meridian |
| 3. Trevor Walkington (11) | Sandpoint |
| 4. Jim Graves (12) | Boise |
| 5. Josh Adams (12) | Minico |
| 6. Terry Flake (10) | Blackfoot |

Team Champions

- | | |
|----------------|-------|
| 1. Sandpoint | 173.5 |
| 2. Capital | 124.5 |
| 3. Minico | 121.5 |
| 4. Idaho Falls | 116.0 |



135 LBS.

- | | |
|---------------------------|------------|
| 1. Eric Rogers (11) | Nampa |
| 2. Ben Frank (12) | Post Falls |
| 3. Gary Little (10) | Meridian |
| 4. Shane Lorange (12) | Capital |
| 5. Alonzo Van Tassel (11) | Minico |
| 6. Jason Benner (12) | Lewiston |



140 LBS.

- | | |
|-----------------------|-------------|
| 1. Pat Larson (10) | Sandpoint |
| 2. Jake Phippen (12) | Idaho Falls |
| 3. Ben Wehrli (110) | Pocatello |
| 4. Shawn Quigley (11) | Pocatello |
| 5. JJ Adkisson (11) | Lewiston |
| 6. Bob Franks (12) | Capital |



145 LBS.

- | | |
|----------------------|------------|
| 1. Jess Herron (12) | Capital |
| 2. Monte Lamb (11) | Bonneville |
| 3. Brian Wilson (11) | Minico |
| 4. Casey Wells (12) | Highland |
| 5. Rusty Evans (12) | Pocatello |
| 6. Aaron Hansen (12) | Skyline |

OFFICIALS

- | | |
|---------------|--------------|
| Merrill Owens | Bob Grigg |
| George Germer | Gary Canady |
| Bill Braseth | Gary Kamo |
| Dale Mowrer | Jon Jund |
| Fred Hughes | Arnie Jones |
| Greg Scheer | Roger Hanson |




152 LBS.

- | | |
|----------------------|-------------|
| 1. Pat Owens (12) | Idaho Falls |
| 2. Mike Booth (12) | Post Falls |
| 3. Randy Murray (12) | Caldwell |
| 4. Jason Bell (12) | Hillcrest |
| 5. Myan Burton (11) | Madison |
| 6. David Zamora (11) | Minico |




160 LBS.

- | | |
|-------------------------|-------------|
| 1. Craig VanSickle (12) | Highland |
| 2. Jason Smith (12) | Mt. Home |
| 3. Mike Bundy (12) | Idaho Falls |
| 4. Virgil Schmitt (12) | Skyline |
| 5. Jeff Peterson (12) | Rigby |
| 6. Rusty Irish (12) | Sandpoint |




171 LBS.

- | | |
|------------------------|---------------|
| 1. Scott Serr (11) | Minico |
| 2. Carl Ayres (12) | Boise |
| 3. Trevor Derrick (12) | Lewiston |
| 4. Jesse Thomas (12) | Rigby |
| 5. Scott Kirking (12) | Coeur d'Alene |
| 6. Damieon Maupin (11) | Capital |



189 LBS.

- | | |
|-------------------------|---------------|
| 1. Buck Hodgkinson (11) | Borah |
| 2. Dave Foster (12) | Skyline |
| 3. Travis Caywood (12) | Nampa |
| 4. Matt Butkovich (12) | Coeur d'Alene |
| 5. Dusty Hawker (11) | Blackfoot |
| 6. Josh Conner (11) | Lake City |



275 LBS.

- | | |
|-------------------------|---------------|
| 1. Tracy Vail (12) | Minico |
| 2. Josh Curran (12) | Coeur d'Alene |
| 3. Ryan Hansen (11) | Centennial |
| 4. Ben Kennelly (12) | Hillcrest |
| 5. Nate Eames (12) | Madison |
| 6. Kevin Longhurst (11) | Idaho Falls |

WRESTLING

A-2 1995 State Individual Winners Kibbie Dome, Moscow March 9-11, 1995



103 LBS.

- | | |
|--------------------------|-------------|
| 1. TJ Olvera (11) | Weiser |
| 2. Anthony Bartlett (9) | Buhl |
| 3. Marcus Michaelis (10) | Middleton |
| 4. Jared Wolfley (9) | Snake River |
| 5. Brad Haney (10) | Lakeland |
| 6. Jordan McKinley (11) | Sugar-Salem |



112 LBS.

- | | |
|-------------------------|--------------|
| 1. Tony Price (10) | Sugar-Salem |
| 2. Tommy Howell (10) | Buhl |
| 3. Syd Carr (11) | Emmett |
| 4. Jeremy Lattimer (12) | Marsh Valley |
| 5. Daniel Brokens (12) | Bear Lake |
| 6. Ben Williams (11) | Snake River |



119 LBS.

- | | |
|------------------------|----------------|
| 1. Nate Nihill (11) | Buhl |
| 2. Matt Bake (12) | Sugar-Salem |
| 3. Les Blake (11) | South Fremont |
| 4. Jake Evans (12) | American Falls |
| 5. Russ Lattimer (11) | Marsh Valley |
| 6. Preston Pearce (12) | Weiser |



125 LBS.

- | | |
|------------------------|---------------|
| 1. Tim Cobb (11) | Weiser |
| 2. Blake Angell (12) | South Fremont |
| 3. Dan Alban (11) | Kuna |
| 4. Chris Moss (12) | Snake River |
| 5. Shawn Jeppesen (11) | Sugar-Salem |
| 6. Shawn Zaugg (11) | Snake River |



130 LBS.

- | | |
|-------------------------|----------------|
| 1. Jason Williams (12) | American Falls |
| 2. Jason Palmer (12) | Snake River |
| 3. Dennis Liermann (11) | Bonnors Ferry |
| 4. Blake Holman (11) | Sugar-Salem |
| 5. Matt Cobb (9) | Weiser |
| 6. Nick Nihill (9) | Buhl |



152 LBS.

- | | |
|---------------------|---------------|
| 1. Josh Price (12) | Sugar-Salem |
| 2. Tony Matson (12) | Moscow |
| 3. Erik Martin (12) | Lakeland |
| 4. Ryan Porter (12) | Wood River |
| 5. Beau Nield (12) | Bear Lake |
| 6. Judd Dunn (12) | South Fremont |



160 LBS.

- | | |
|------------------------|-------------|
| 1. Kole Clausen (12) | Lakeland |
| 2. Shane Wasden (11) | Sugar-Salem |
| 3. Andy Andrews (11) | Salmon |
| 4. James Mitchell (11) | Snake River |
| 5. Jed Steele (12) | Middleton |
| 6. Stephen Morley (10) | Middleton |



171 LBS.

- | | |
|-----------------------|---------------|
| 1. Justin Fluid (11) | Bonnors Ferry |
| 2. Kyle Gilbert (11) | Snake River |
| 3. Chad Campbell (12) | Vallivue |
| 4. Earl Fish (12) | Preston |
| 5. Mike Jensen (12) | Middleton |
| 6. Brad Cosgrove (12) | Moscow |



189 LBS.

- | | |
|--------------------------|-------------|
| 1. Tim Matthews (12) | Jerome |
| 2. Rick Anderton (11) | Snake River |
| 3. DJ Wyman (12) | Vallivue |
| 4. Kirby Chatterton (12) | Preston |
| 5. Trent Rushton (11) | Wood River |
| 6. Andrew Pierce (11) | Vallivue |




275 LBS.

- | | |
|------------------------|---------------|
| 1. Chuck Merrell (12) | Bear Lake |
| 2. Hans Olsen (11) | Weiser |
| 3. Justin Segobia (12) | Emmett |
| 4. Ryan O'Rourke (12) | Sugar-Salem |
| 5. Kyle Watts (11) | Bonnors Ferry |
| 6. Shawn Tidwell (11) | Vallivue |

Team Champions

- | | |
|----------------|-------|
| 1. Snake River | 190.5 |
| 2. Sugar-Salem | 180.0 |
| 3. Weiser | 135.5 |
| 4. Buhl | 119.0 |



135 LBS.

- | | |
|--------------------------|---------------|
| 1. Cody Jones (12) | Snake River |
| 2. Tim Wolff (12) | Bear Lake |
| 3. Dennis Ferdinand (12) | Kuna |
| 4. Wes Owens (12) | South Fremont |
| 5. Dallas Jones (12) | Weiser |
| 6. Wayne Rusco (12) | Vallivue |



140 LBS.

- | | |
|-------------------------|-------------|
| 1. Jared Scott (12) | Snake River |
| 2. Landon Chappell (12) | Bear Lake |
| 3. Ben Schilling (12) | St. Maries |
| 4. Nick Weaver (11) | Buhl |
| 5. Bryce Aktepy (12) | St. Maries |
| 6. Marshall Winder (11) | Sugar-Salem |



145 LBS.

- | | |
|------------------------|---------------|
| 1. TJ Sisson (12) | Buhl |
| 2. Jeff Stevens (12) | Weiser |
| 3. Nathan Pascoe (10) | Lakeland |
| 4. Casey Eager (11) | Middleton |
| 5. Jared Johnson (12) | Emmett |
| 6. Adam Blanchard (11) | South Fremont |

OFFICIALS

- | | |
|---------------|--------------|
| Merrill Owens | Bob Grigg |
| George Germer | Gary Canady |
| Bill Braseth | Gary Kamo |
| Dale Mowrer | Jon Jund |
| Fred Hughes | Arnie Jones |
| Greg Scheer | Roger Hanson |

WRESTLING

A-3 1995 State Individual Winners Kibbie Dome, Moscow March 9-11, 1995



103 LBS.

- | | |
|------------------------|----------------|
| 1. Jake Summers (9) | West Jefferson |
| 2. Jeramie Robbins (9) | Firth |
| 3. Greg Jones (12) | Declo |
| 4. Jared Bake (10) | Parma |
| 5. Pete Moses (9) | Parma |
| 6. Mark Stephens (11) | Kootenai |



112 LBS.

- | | |
|----------------------------|-----------------|
| 1. Spencer Barzee (10) | West Jefferson |
| 2. Dustin Palmer (11) | Declo |
| 3. Derek Gunter (11) | Wendell |
| 4. Jake Hersel (9) | McCall-Donnelly |
| 5. Steve Christiansen (11) | Homedale |
| 6. Mike Malcom (11) | Firth |



119 LBS.

- | | |
|-------------------------|-------------|
| 1. Tyler Bransford (12) | Grangeville |
| 2. Chris Cannon (12) | West Side |
| 3. Jake Cheney (12) | Gooding |
| 4. JR Castro (12) | Homedale |
| 5. Rollie Lisle (12) | Declo |
| 6. Steve Sampaio (11) | Melba |



125 LBS.

- | | |
|-------------------------|----------------|
| 1. Sam Clark (11) | North Fremont |
| 2. Richard Clark (11) | Wallace |
| 3. Mark Shuldberg (11) | West Jefferson |
| 4. Brian Berry (11) | Teton |
| 5. Stephen Barclay (12) | Aberdeen |
| 6. Josh Malson (11) | Fruitland |




130 LBS.

- | | |
|-------------------------|-----------------|
| 1. Brian Cheney (12) | Gooding |
| 2. Chad Etcheverry (10) | Soda Springs |
| 3. Seth Eddins (12) | West Jefferson |
| 4. Barry Mathias (12) | McCall-Donnelly |
| 5. Kris Hill (10) | Teton |
| 6. Ben Cool (11) | Grangeville |



152 LBS.

- | | |
|-----------------------|----------------|
| 1. Clay Robinson (12) | Declo |
| 2. James Fullmer (11) | Teton |
| 3. Jason Klement (12) | Grangeville |
| 4. Jared Myers (12) | New Plymouth |
| 5. James McCoy (11) | West Jefferson |
| 6. Rick Millward (10) | Rockland |



160 LBS.

- | | |
|---------------------------|-------------------|
| 1. Maikeli Cikaitoga (12) | North Fremont |
| 2. Michael LaBau (11) | Wallace |
| 3. Joel McNutt (12) | Clearwater Valley |
| 4. Mori Mecham (12) | West Jefferson |
| 5. BJ Greenhaw (11) | Grangeville |
| 6. Phil Wert (12) | Wendell |




171 LBS.

- | | |
|--------------------------|-------------------|
| 1. Darrin Mann (12) | Parma |
| 2. Joe Thiefaul (10) | Clearwater Valley |
| 3. Benji Fullmer (11) | Teton |
| 4. Lonnie Osterhout (9) | Declo |
| 5. Chad Yost (12) | North Gem |
| 6. Justin Congleton (12) | McCall-Donnelly |



189 LBS.

- | | |
|--------------------------|-------------|
| 1. Chris Ervin (12) | Grangeville |
| 2. Doug Rupp (11) | Kamiah |
| 3. Stan Alpaugh (12) | Fruitland |
| 4. Damon Burk (11) | Challis |
| 5. Jeff Breckencamp (11) | West Side |
| 6. Jim Aarstad (11) | Orofino |



275 LBS.

- | | |
|-------------------------|-----------------|
| 1. Vince Barzee (12) | West Jefferson |
| 2. Peter Nelson (12) | Oakley |
| 3. Jeff Castillo (12) | McCall-Donnelly |
| 4. Matt Helm (12) | North Gem |
| 5. Justin Hackler (12) | Melba |
| 6. Jay Christensen (12) | North Fremont |


Team Champions

- | | |
|-------------------|-------|
| 1. West Jefferson | 181.0 |
| 2. North Fremont | 135.5 |
| 3. Declo | 115.0 |
| 4. Grangeville | 106.0 |



135 LBS.

- | | |
|-------------------------|----------------|
| 1. Kip Davis (11) | West Jefferson |
| 2. Jonathan Oldham (10) | North Fremont |
| 3. Dan Clayson (12) | Firth |
| 4. Ron Holyoak (12) | Grace |
| 5. Jared Robbins (10) | Malad |
| 6. Greg Sumsion (12) | Parma |



140 LBS.

- | | |
|--------------------------|---------------|
| 1. Monte Keller (10) | Parma |
| 2. Jeremy Shepherd (12) | Malad |
| 3. Kelly Mendenhall (11) | Declo |
| 4. Kolby Cordingley (12) | North Fremont |
| 5. Andy Jacobs (12) | Challis |
| 6. Justin Cutler (10) | Wendell |



145 LBS.

- | | |
|-------------------------|---------------|
| 1. Lyle Rogers (12) | Gooding |
| 2. Chris Leck (11) | North Fremont |
| 3. Jamie Hubbard (12) | Orofino |
| 4. Calvin Hunt (11) | Challis |
| 5. Paul Kay (12) | Teton |
| 6. Zack Cunningham (11) | Grangeville |

OFFICIALS

- | | |
|---------------|--------------|
| Merrill Owens | Bob Grigg |
| George Germer | Gary Canady |
| Bill Braseth | Gary Kamo |
| Dale Mowrer | Jon Jund |
| Fred Hughes | Arnie Jones |
| Greg Scheer | Roger Hanson |

TRACK AND FIELD

Attendance: General 4,112
 Discount 1,795
 IHSAA passes 1,771
 Dairymen 688
 Total 8,366

May 26 - 27, 1995
1995 State Track Meet
Boise State University

Officials: Bill Jones, Starter
 Chris Mattocks, Starter
 Moke Strong, Starter
 Bruce Sweeney, Starter
 Bob Ranells, Referee
 Jerry Kleinkopf, Ass't. Referee

Team Results

A-1 BOYS

Highland	76.0
Centennial	72.0
Borah	53.0
Capital	50.0
Idaho Falls	40.0
Post Falls	36.0
Caldwell	36.0
Boise	33.0
Meridian	30.5
Twin Falls	21.0
Sandpoint	21.0
Blackfoot	21.0
Rigby	17.0
Skyline	14.0
Madison	10.5
Nampa	6.0
Lake City	6.0
Pocatello	5.0
Minico	4.0
Coeur d'Alene	3.0
Hillcrest	2.0
Bonneville	1.0

Marsh Valley	38.0
Kuna	32.0
Preston	31.0
Salmon	28.0
Moscow	24.0
Buhl	24.0
Bishop Kelly	21.0
Bonnors Ferry	19.0
Sugar-Salem	16.0
Vallivue	15.0
St. Maries	14.0
Middleton	9.0
South Fremont	6.0
Priest River	6.0
Weiser	2.0
Payette	1.0

A-2 GIRLS

Kuna	80.0
Emmett	74.0
Vallivue	73.0
Moscow	39.0
Bishop Kelly	38.0
Snake River	37.0
Marsh Valley	26.0
Jerome	25.0
Preston	23.0
Salmon	19.0
Bonnors Ferry	18.0
Payette	15.0
Lakeland	15.0
Sugar-Salem	12.0
Bear Lake	10.0
South Fremont	8.0
Kellogg	8.0
Wood River	4.0
Middleton	1.0
American Falls	1.0

A-1 GIRLS

Pocatello	117.0
Highland	73.0
Boise	58.0
Rigby	50.0
Twin Falls	46.0
Meridian	36.0
Borah	31.0
Madison	27.0
Nampa	16.0
Idaho Falls	12.0
Post Falls	12.0
Capital	11.0
Sandpoint	8.0
Lewiston	8.0
Minico	6.0
Centennial	6.0
Mountain Home	4.0
Coeur d'Alene	3.0
Skyline	2.0
Blackfoot	1.0

A-2 BOYS

Jerome	90.0
Wood River	55.0
Snake River	44.0
Emmett	43.0
Lakeland	40.0

A-3 BOYS

Grangeville	65.0
Glenns Ferry	61.0
Gooding	60.5
Parma	44.0
Homedale	42.0
New Plymouth	36.0
Malad	28.5
Soda Springs	25.0
Teton	21.0
McCall-Donnelly	20.0
Butte County	20.0
Melba	19.0

Prairie	17.0
Kamiah	16.0
Orofino	14.0
Aberdeen	14.0
Filer	11.0
Ririe	10.0
Kimberly	6.0
Wendell	4.0
Potlatch	4.0
North Fremont	4.0
Fruitland	4.0
Timberline	3.0
Challis	3.0
Marsing	2.0
Firth	2.0
Grace	1.0
Clearwater Valley	1.0

A-3 GIRLS

McCall-Donnelly	58.0
Grangeville	53.0
Ririe	48.0
West Jefferson	42.0
Firth	35.5
Potlatch	27.0
Kamiah	26.0
Fruitland	26.0
Wallace	24.0
Parma	24.0
Soda Springs	20.0
Orofino	18.0
Melba	18.0
Aberdeen	17.0
Declo	15.0
Homedale	14.0
West Side	10.0
Glenns Ferry	10.0
Valley	9.0
Clearwater Valley	8.0
Grace	6.0
Filer	6.0
Kimberly	4.0
North Fremont	2.0
Challis	2.0

A-4 BOYS

Highland	72.0
Nampa Christian	52.0
Carey	49.0
Murtaugh	43.0
Cambridge	36.0
Hansen	35.0

North Gem	34.0
Raft River	30.0
Cascade	28.0
Clark County	21.0
Clark Fork	21.0
Meadows Valley	16.0
Horseshoe Bend	14.0
Kootenai	13.0
Bliss	12.0
Troy	11.0
Camas County	10.0
Nezperce	10.0
Richfield	10.0
Mullan	9.0
Greenleaf Friends	8.0
Lakeside	6.0
Oakley	6.0
Dietrich	3.0
Falls Christian	2.0
Rockland	2.0
Salmon River	2.0
Shoshone	2.0
Hagerman	1.0

A-4 GIRLS

Nampa Christian	61.0
Richfield	60.0
Raft River	59.0
Carey	44.0
Cambridge	40.0
Council	40.0
Falls Christian	24.0
Dietrich	21.0
Hagerman	21.0
Highland	20.0
Kootenai	17.0
Cascade	16.0
Rockland	15.0
Nezperce	12.0
Bliss	10.0
Deary	10.0
Garden Valley	10.0
Camas County	9.0
North Gem	8.0
Oakley	7.0
Horseshoe Bend	6.0
Salmon River	5.0
Greenleaf Friends	4.0
Shoshone	4.0
Mackay	2.0
Hansen	1.0
Meadows Valley	1.0

TRACK AND FIELD

Girls A-4 Winners



LONG JUMP

1. Debbie Ogden, 11, Council 17' 2 1/2"*
 2. Jennifer Stone, 12, Highland 16' 7 3/4"
 3. Alyssa Howerzyl, 12, Nampa Christian 16' 2 1/2"
 4. Treva Wagner, 11, Cambridge 16' 1 1/4"
 5. Emily Ward, 10, Richfield 15' 11"
 6. Janie Ward, 11, Dietrich 15' 6 1/4"
- * New A-4 record




300 M HURDLES

1. Alyssa Howerzyl, 12, Nampa Christian 48.15
 2. Haley McDonald, 10, Cascade 50.11
 3. Courtney Warner, 10, Deary 50.7
 4. Becky Henrie, 12, Raft River 50.7
 5. Amanda Rogers, 9, North Gem 50.9
 6. Lindsey Kraack, 10, Kootenai 52.0
- * New A-4 record



HIGH JUMP

1. Cathy May, 11, Rockland 5' 2"*
 2. Annie Goodson, 9, Kootenai 5' 2"
 3. Candice Gregory, 12, Camas County 5' 2"
 4. Stacy Julian, 11, Cascade 5' 0"
 5. Catherine Hale, 11, Oakley 4' 10"
 5. Holly Burch, 12, Oakley 4' 10"
 5. Jenna Ravenscraft, 9, Salmon River 4' 10"
- * New A-4 record



100 M DASH

1. Debbie Ogden, 11, Council 12.71
 2. Becky Straw, 11, Falls Christian 12.9
 3. Ginger Barton, 11, Carey 13.0
 4. Kim Smith, 9, Raft River 13.1
 5. Candice Gregory, 12, Camas County 13.3
 6. Annie Goodson, 9, Kootenai 13.3
- * New A-4 record




TRIPLE JUMP

1. Jennifer Stone, 12, Highland 34' 7 1/2"
2. Sarah Peterson, 11, Falls Christian 34' 4 3/4"
3. Emily Ward, 10, Richfield 33' 4"
4. Treva Wagner, 11, Cambridge 33' 2 1/2"
5. Kaci Edwards, 12, Cambridge 33' 1 1/2"
6. Alyssa Howerzyl, 12, Nampa Christian 32' 10 1/2"



200 M DASH

1. Debbie Ogden, 11, Council 26.6
2. Ginger Barton, 11, Carey 26.8
3. Annie Goodson, 9, Kootenai 27.0
4. Holly Darrington, 9, Raft River 27.2
5. Becky Straw, 11, Falls Christian 27.2
6. Candice Gregory, 12, Camas County 27.7



DISCUS

1. Carma Wilkins, 12, Bliss 119' 4"*
 2. Brandi Syron, 11, Nezperce 106' 1"
 3. Shelley Warr, 11, Hagerman 105' 10"
 4. Amy Schelling, 11, Shoshone 93' 6"
 5. Holly Tumelson, 12, Salmon River 92' 4"
 6. Manda Marchese, 10, Meadows Valley 89' 2"
- * New A-4 record




400 M DASH

1. Debbie Ogden, 11, Council 57.06
 2. Ginger Barton, 11, Carey 58.9
 3. Talena Bryant, 12, Horseshoe Bend 1:02.8
 4. Treva Wagner, 11, Cambridge 1:03.2
 5. Emily Ward, 10, Richfield 1:03.3
 6. Tara Lee, 9, Raft River 1:03.3
- * New A-4 record




SHOT PUT

1. Rachel Lichtenberg, 12, Nampa Christian 37' 2 1/2"*
 2. Ranae Babington, 12, Hagerman 34' 2 1/4"
 3. Cammeke Karrels, 9, Hagerman 33' 5 3/4"
 4. Brandi Syron, 11, Nezperce 32' 6 3/4"
 5. Saralee Lanier, 12, Mackay 31' 10"
 6. Shelley Warr, 11, Hagerman 31' 8 1/2"
- * New A-4 record



800 M RUN

1. Becky Ward, 12, Richfield 2:19.26
 2. Lena Walker, 9, Cambridge 2:22.9
 3. Kitty Simpson, 10, Carey 2:27.2
 4. Tionna Norman, 10, Dietrich 2:27.3
 5. Morgan Jankowski, 10, Garden Valley 2:29.8
 6. Tracey Hyde, 11, Greenleaf Friends 2:29.9
- * New A-4 record



100 M HURDLES

1. Michelle Hubsmith, 12, Richfield 16.79
2. Sarah Fillmore, 12, Nampa Christian 16.88
3. Holly Harper, 11, Raft River 17.19
4. Haley McDonald, 10, Cascade 17.27
5. Becky Henrie, 12, Raft River 17.65
6. Erica Cranney, 12, Oakley 18.08



1600 M RUN

1. Becky Ward, 12, Richfield 5:14.72
 2. Ann Clapier, 11, Dietrich 5:31.7
 3. Karen Wight, 12, Raft River 5:42.1
 4. Morgan Jankowski, 10, Garden Valley 5:44.1
 5. Lacey Knowlton, 9, Highland 5:49.7
 6. Alisha Mulkey, 12, Greenleaf Friends 5:51.5
- * New A-4 record

TRACK AND FIELD

Girls A-4 continued

3200 M RUN

1. Becky Ward, 12, Richfield 11:35.66
2. Ann Clapier, 11, Dietrich 12:22.84
3. Karen Wight, 12, Raft River 12:31.78
4. Morgan Jankowski, 10, Garden Valley 12:36.19
5. Alisha Mulkey, 12, Greenleaf Friends 12:41.17
6. Jeanne Ratto, 9, Hansen 12:48.40

4 X 100 RELAY

1. Raft River 52.07*
Holly Harper Tiffany Tolman
Kim Smith Holly Darrington
 2. Nampa Christian 52.45
 3. Falls Christian 52.98
 4. Oakley 53.27
 5. Deary 53.70
 6. Rockland 54.96
- * New A-4 record

4 X 200 M RELAY

1. Nampa Christian 1:52.05*
Sarah Fillmore Christy Tiel
Trisha Thornfeldt Rachel Vanderstelt
2. Cambridge 1:52.16
3. Carey 1:52.50
4. Raft River 1:52.67
5. North Gem 1:53.86
6. Deary 1:58.03

4 X 400 RELAY

1. Carey 4:15.14*
Camille Mecham Kitty Simpson
Kim Mecham Ginger Barton
 2. Cambridge 4:18.89
 3. Raft River 4:22.02
 4. Rockland 4:26.68
 5. Salmon River 4:26.98
 6. Deary 4:27.47
- * New A-4 record

MEDLEY RELAY

1. Richfield 1:57.75
Michelle Hubsmith Mary Riley
Emily Ward Becky Ward
2. Nampa Christian 1:59.56
3. Raft River 2:00.50
4. North Gem 2:00.65
5. Cambridge 2:01.16
6. Kootenai 2:05.18

Boys A-4 Winners

LONG JUMP

1. Jarod Cash, 12, Highland 21' 6 3/4"*
 2. Clay Seamons, 12, Clark County 20' 4"
 3. Dustin Moyes, 12, Murtaugh 20' 3 3/4"
 4. Terrill Walker, 11, Cambridge 19' 9 3/4"
 5. Bryan Butler, 12, Bliss 19' 9 1/2"
 6. Jacob May, 11, Horseshoe Bend 19' 5 3/4"
- * New A-4 record

HIGH JUMP

1. J.R.. Edwards, 12, Raft River 6' 4"*
 2. Michael Denney, 11, Cambridge 6' 2"
 3. Spencer Mullen, 12, Oakley 6' 0"
 4. Bryce McCowan, 10, Dietrich 6' 0"
 4. Jason Shull, 12, Troy 6' 0"
 6. Casey Burkholz, 12, Clark County 5' 10"
- * Ties A-4 record

TRIPLE JUMP

1. Dustin Moyes, 12, Murtaugh 41' 10 1/2"
2. Scott Jensen, 12, Bliss 41' 9 3/4"
3. Michael Denny, 11, Cambridge 41' 0"
4. Jeff Holtman, 10, Raft River 40' 8 1/4"
5. Bryan Butler, 12, Bliss 40' 5 3/4"
6. Greg Reed, 12, Mullan 40' 4"

DISCUS

1. Matt Elven, 11, Nezperce 154' 7"*
 2. Ryan Gunnell, 12, Hansen 144' 8"
 3. Date Yost, 10, North Gem 133' 0"
 4. Lon Clay, 11, Cascade 132' 10"
 5. Jarod Horton, 11, Falls Christian 129' 1"
 6. Jason Smith, 10, Troy 125' 6"
- * New A-4 record

SHOT PUT

1. Ryan Gunnell, 12, Hanson 47' 1 1/4"*
 2. Date Yost, 10, North Gem 45' 5 1/2"
 3. Jeremy Dovel, 12, Horseshoe Bend 43' 10"
 4. Lee Anderson, 11, Murtaugh 42' 10 3/4"
 5. John Marone, 12, Troy 42' 1"
 6. Justin Derbyshire, 12, Kootenai 41' 1 1/4"
- * New A-4 record

POLE VAULT

1. Matt McDonald, 12, Cascade 13' 0"
2. Thayne Hurd, 11, Murtaugh 12' 6"
3. Brad Stanton, 11, Cascade 12' 0"
4. Jason Chesley, 12, Murtaugh 12' 0"
5. Harry Waldron, 12, Cascade 11' 6"
6. Drew Williams, 10, Raft River 11' 0"


TRACK AND FIELD

Boys A-4 continued




110 M HURDLES

- | | |
|----------------------------------|-------|
| 1. Kevin Hebdon, 11, North Gem | 15.1* |
| 2. Jason Will, 12, Hansen | 15.3 |
| 3. Phillip Way, 10, Highland | 15.8 |
| 4. Dan Usdrowski, 12, Kootenai | 15.9 |
| 5. Michael Denney, 11, Cambridge | 16.3 |
| 6. Curt Wright, 10, Murtaugh | 16.7 |
- * Wind aided




1600 M RUN

- | | |
|-------------------------------------|----------|
| 1. Russ McCrea, 10, Nampa Christian | 4:35.39* |
| 2. Dan Delaet, 12, Meadows Valley | 4:44.38 |
| 3. Danny Crippen, 11, Raft River | 4:45.09 |
| 4. Mark Mickelson, 11, North Gem | 4:45.19 |
| 5. John Potter, 10, Troy | 4:46.71 |
| 6. David Simpson, 12, Carey | 4:49.34 |
- * New A-4 record




300 M HURDLES

- | | |
|--------------------------------------|-------|
| 1. Anthony Boyd, 12, Nampa Christian | 41.00 |
| 2. Dan Usdrowski, 12, Kootenai | 41.25 |
| 3. Kevin Hebdon, 11, North Gem | 41.28 |
| 4. Dusty Allison, 12, Clark County | 41.87 |
| 5. Logan Bingham, 12, Carey | 42.25 |
| 6. Brad Myers, 12, Hansen | 43.38 |



3200 M RUN

- | | |
|-------------------------------------|----------|
| 1. Russ McCrea, 10, Nampa Christian | 9:58.31* |
| 2. Dan Delaet, 12, Meadows Valley | 10:29.25 |
| 3. David Simpson, 12, Carey | 10:29.91 |
| 4. Kody Youree, 12, Hansen | 10:30.99 |
| 5. Gary Helsey, 11, Shoshone | 10:39.56 |
| 6. Mark Ellis, 10, Richfield | 10:42.43 |
- * New A-4 record




100 M DASH

- | | |
|------------------------------------|--------|
| 1. Jarod Cash, 12, Highland | 11.29* |
| 2. Matt Clifford, 12, Mullan | 11.45 |
| 3. Jordan Hennefer, 10, Carey | 11.48 |
| 4. Jeff Paris, 12, Nampa Christian | 11.52 |
| 5. Alan Damon, 12, Salmon River | 11.54 |
| 6. Jacob May, 11, Horseshoe Bend | 11.56 |
- * New A-4 record



4 X 100 RELAY

- | | |
|----------------------|--------------|
| 1. Murtaugh | 46.21 |
| Curt Wright | Lee Andersen |
| Jason Chesley | Dustin Moyes |
| 2. Greenleaf Friends | 46.30 |
| 3. Horseshoe Bend | 46.47 |
| 4. Lakeside | 46.94 |
| 5. Rockland | 47.36 |
| 6. Carey | 47.39 |




200 M DASH

- | | |
|--------------------------------------|--------|
| 1. Linc Way, 12, Highland | 22.66* |
| 2. Jarod Cash, 12, Highland | 22.83 |
| 3. Jordan Hennefer, 10, Carey | 22.86 |
| 4. Jason Will, 12, Hansen | 23.27 |
| 5. John Monroe, 12, Troy | 23.44 |
| 6. Chauncy Brauburger, 12, Richfield | 23.78 |
- * New A-4 record



4 X 200 M RELAY

- | | |
|-----------------|-------------|
| 1. Cambridge | 1:36.31 |
| Tanner Mink | Jacob Huber |
| Terrill Walker | Tim Jones |
| 2. Clark County | 1:37.13 |
| 3. Carey | 1:37.95 |
| 4. Camas County | 1:38.37 |
| 5. Lakeside | 1:38.44 |
| 6. Troy | 1:39.27 |




400 M DASH

- | | |
|---------------------------------------|-------|
| 1. Jordan Hennefer, 10, Carey | 50.55 |
| 2. Mike Gow, 12, Clark Fork | 51.75 |
| 3. Monte Brookshire, 12, Camas County | 52.00 |
| 4. Jeff Paris, 12, Nampa Christian | 52.03 |
| 5. Terrill Walker, 11, Cambridge | 52.20 |
| 6. Luke Udy, 10, Raft River | 52.80 |




4 X 400 RELAY

- | | |
|--------------------|-------------------|
| 1. Carey | 3:32.22 |
| Kolby Peterson | Kourtney Peterson |
| Ben Decker | Jordan Hennefer |
| 2. Highland | 3:33.20 |
| 3. Nampa Christian | 3:36.00 |
| 4. Raft River | 3:37.50 |
| 5. Cambridge | 3:38.30 |
| 6. Clark Fork | 3:41.10 |



800 M RUN

- | | |
|--------------------------------------|----------|
| 1. Nathan Renner, 11, Highland | 2:02.70* |
| 2. Chauncy Brauburger, 12, Richfield | 2:02.87 |
| 3. Jamey Yanik, 12, Clark Fork | 2:03.20 |
| 4. Chris Gibbons, 12, Cascade | 2:04.71 |
| 5. Taylor Mink, 12, Cambridge | 2:05.17 |
| 6. James Parish, 12, Hagerman | 2:05.76 |
- * New A-4 record



MEDLEY RELAY

- | | |
|--------------------|---------------|
| 1. Highland | 3:44.07* |
| Jarod Cash | Linc Way |
| Philip Way | Nathan Renner |
| 2. Nampa Christian | 3:44.45 |
| 3. Clark Fork | 3:45.43 |
| 4. Raft River | 3:50.78 |
| 5. Carey | 3:52.62 |
| 6. Cascade | 3:56.15 |
- * New A-4 record

TRACK AND FIELD

Girls A-3 Winners

LONG JUMP

- | | |
|--|------------|
| 1. Dana Streeter, 11, Wallace | 17' 5 1/4" |
| 2. Tera Horne, 11, Ririe | 16' 7 1/2" |
| 3. Julia Gross, 11, Fruitland | 16' 6" |
| 4. Marissa Harker, 10, Melba | 16' 5 1/4" |
| 5. Crista Cartwright, 12, Soda Springs | 16' 2 1/4" |
| 6. Anna Vogt, 12, Potlatch | 16' 1 3/4" |

HIGH JUMP

- | | |
|---|--------|
| 1. Anna Vogt, 12, Potlatch | 5' 2" |
| 2. Melissa Hines, 11, Potlatch | 5' 0" |
| 3. Marjorie Lutz, 11, Filer | 5' 0" |
| 4. Heidi Bauer, 9, West Jefferson | 5' 0" |
| 5. Jennifer Andrew, 11, McCall-Donnelly | 5' 0" |
| 6. Tiffany Ure, 11, Aberdeen | 4' 10" |
| 6. Angela Igoe, 9, Firth | 4' 10" |

TRIPLE JUMP

- | | |
|--------------------------------------|-------------|
| 1. Julie Swart, 12, Orofino | 36' 10 1/4" |
| 2. Tera Horne, 11, Ririe | 36' 9 1/2" |
| 3. Julie Gross, 11, Fruitland | 35' 11" |
| 4. Stacy Stephenson, 10, Grangeville | 35' 7 1/2" |
| 5. Tami Bingham, 12, West Side | 35' 3 1/2" |
| 6. Bridget Gordon, 11, Challis | 35' 0" |

DISCUS

- | | |
|---|---------|
| 1. Chelsey Hall, 11, Grangeville | 114' 4" |
| 2. Alana Coulter, 12, Clearwater Valley | 109' 3" |
| 3. Holly Koole, 9, Grangeville | 106' 5" |
| 4. Lindsay Byars, 11, McCall-Donnelly | 106' 0" |
| 5. Nikki Harris, 10, Ririe | 106' 0" |
| 6. Tanya Eich, 10, Challis | 105' 0" |

SHOT PUT

- | | |
|---|-------------|
| 1. Kathy Osterhout, 11, Declo | 36' 10 1/2" |
| 2. Nancy Williams, 11, Glenss Ferry | 35' 3 1/2" |
| 3. Jenna Rauch, 11, Potlatch | 35' 1 1/2" |
| 4. Alana Coulter, 12, Clearwater Valley | 34' 7 3/4" |
| 5. Chelsea Hall, 11, Grangeville | 34' 6 3/4" |
| 6. Melissa Harris, 12, Aberdeen | 34' 5 3/4" |

100 M HURDLES

- | | |
|-------------------------------|-------|
| 1. Dana Streeter, 11, Wallace | 15.23 |
| 2. Julie Puckett, 12, Kamiah | 15.45 |
| 3. Tiffany Ure, 11, Aberdeen | 15.77 |
| 4. Julia Gross, 11, Fruitland | 15.90 |
| 5. Anna Vogt, 12, Potlatch | 16.30 |
| 6. Tera Horne, 11, Ririe | 16.34 |

300 M HURDLES

- | | |
|-----------------------------------|-------|
| 1. Tiffani Ure, 11, Aberdeen | 46.08 |
| 2. Camie Bame, 10, Firth | 47.50 |
| 3. Julie Puckett, 12, Kamiah | 47.60 |
| 4. Kara Heward, 12, Declo | 47.80 |
| 5. Mendi Ponton, 10, Glenss Ferry | 47.90 |
| 6. Karen Gailey, 11, West Side | 48.90 |

100 M DASH

- | | |
|--|-------|
| 1. Jocelyn Christensen, 11, West Jefferson | 12.56 |
| 2. Angie Beus, 12, Soda Springs | 12.93 |
| 3. Christy Russell, 12, Parma | 12.97 |
| 4. Dana Streeter, 11, Wallace | 13.01 |
| 5. Lara Eidemiller, 11, Homedale | 13.08 |
| 6. Christa Cartwright, 12, Soda Springs | 13.15 |

200 M DASH

- | | |
|--|-------|
| 1. Jocelyn Christensen, 11, West Jefferson | 25.84 |
| 2. Beth Fitzgerald, 12, McCall-Donnelly | 26.03 |
| 3. Heather Hardy, 11, Grace | 26.55 |
| 4. Lara Eidemiller, 10, Homedale | 26.82 |
| 5. Angie Beus, 12, Soda Springs | 27.12 |
| 6. Angie Olsen, 11, Ririe | 27.58 |

400 M DASH

- | | |
|---|---------|
| 1. Beth Fitzgerald, 12, McCall-Donnelly | 58.47 |
| 2. Lara Eidemiller, 12, Homedale | 1:00.19 |
| 3. Andy Knighton, 11, Melba | 1:01.13 |
| 4. Angie Olsen, 11, Ririe | 1:01.79 |
| 5. Penny Williams, 11, West Jefferson | 1:02.64 |
| 6. Mandi Beckstead, 9, West Side | 1:02.76 |

800 M RUN


- | | |
|---|---------|
| 1. Jennifer Mills, 12, Grangeville | 2:21.29 |
| 2. Tanya Romer, 10, Valley | 2:24.73 |
| 3. Laurie Mitchell, 9, Firth | 2:24.98 |
| 4. Amber Strickler, 10, McCall-Donnelly | 2:25.00 |
| 5. Emily Cowan, 11, Ririe | 2:27.69 |
| 6. Stephanie Alvey, 10, Firth | 2:29.72 |

1600 M RUN

- | | |
|---|---------|
| 1. Holly Reed, 12, Ririe | 5:21.50 |
| 2. Jennifer Mills, 12, Grangeville | 5:21.51 |
| 3. Amber Strickler, 10, McCall-Donnelly | 5:23.70 |
| 4. Brandi Oliver, 12, Fruitland | 5:24.42 |
| 5. Ester Bishop, 9, North Fremont | 5:24.48 |
| 6. Katie Williams, 11, Firth | 5:29.98 |

TRACK AND FIELD

Girls A-3 continued



3200 M RUN

- | | |
|---|----------|
| 1. Jennifer Mills, 12, Grangeville | 11:45.50 |
| 2. Katie Williams, 11, Firth | 11:49.50 |
| 3. Brandy Oliver, 12, Fruitland | 11:54.56 |
| 4. Amber Strickler, 10, McCall-Donnelly | 11:55.00 |
| 5. Holly Reed, 12, Ririe | 12:19.80 |
| 6. Amber Cellan, 9, Soda Springs | 12:25.70 |



4 X 400 RELAY

- | | | |
|----------------|-------------|----------------|
| 1. Ririe | | 4:07.20 |
| | Angie Olsen | Amber Champion |
| | Tera Horne | Emily Cowan |
| 2. Melba | | 4:08.19 |
| 3. West Side | | 4:12.56 |
| 4. Kamiah | | 4:13.62 |
| 5. Parma | | 4:14.01 |
| 6. Grangeville | | 4:17.27 |




4 X 100 RELAY

- | | | |
|-------------------|---------------|-----------------|
| 1. Parma | | 50.87 |
| | Michella Mann | Hilary Story |
| | Keri Webster | Kristie Russell |
| 2. West Jefferson | | 51.02 |
| 3. Soda Springs | | 52.08 |
| 4. Kimberly | | 52.17 |
| 5. Orofino | | 52.86 |
| 6. Firth | | 52.93 |



MEDLEY RELAY


- | | | |
|--------------------|-----------------|-----------------|
| 1. McCall-Donnelly | | 1:50.62 |
| | Lacy Ryan | Kristy Smelser |
| | Katie Pittenger | Beth Fitzgerald |
| 2. West Jefferson | | 1:54.20 |
| 3. Orofino | | 1:55.82 |
| 4. Kamiah | | 1:56.40 |
| 5. Firth | | 1:56.90 |
| 6. Valley | | 1:56.65 |



4 X 200 M RELAY


- | | | |
|--------------------|-----------------|-----------------|
| 1. McCall-Donnelly | | 1:46.67* |
| | Katie Pittenger | Beth Fitzgerald |
| | Kristy Smelser | Lacy Ryan |
| 2. Firth | | 1:48.41 |
| 3. Parma | | 1:48.52 |
| 4. Kamiah | | 1:49.88 |
| 5. Grangeville | | 1:50.16 |
| 6. Declo | | 1:52.24 |

Boys A-3 Winners



LONG JUMP

- | | |
|---------------------------------------|------------|
| 1. Jeff Hansen, 12, Parma | 22' 8" |
| 2. Marcus Christofferson, 9, Homedale | 21' 4 1/4" |
| 3. Jeff Reinhardt, 11, Grangeville | 20' 9" |
| 4. Steve Elgan, 12, Gooding | 20' 6 1/4" |
| 5. Jake Liberty, 11, McCall-Donnelly | 20' 6 1/4" |
| 6. Trent Kingston, 11, Grace | 20' 3 3/4" |



DISCUS

- | | |
|---------------------------------|---------|
| 1. Chris Clark, 12, Orofino | 155' 9" |
| 2. Matt Hill, 10, Grangeville | 149' 5" |
| 3. Matt Kramer, 12, Parma | 141' 1" |
| 4. Shay Smith, 12, Glenss Ferry | 140' 2" |
| 5. Kam Alder, 11, Malad | 133' 1" |
| 6. Matt Moore, 10, Butte County | 131' 7" |




HIGH JUMP

- | | |
|------------------------------------|-------|
| 1. Mike Elfering, 10, New Plymouth | 6' 6" |
| 2. Kelly Nead, 10, Teton | 6' 4" |
| 2. Jeff Reinhardt, 11, Grangeville | 6' 4" |
| 4. Trevor Strupp, 12, Soda Springs | 6' 4" |
| 5. Brian Gardner, 12, Fruitland | 6' 4" |
| 6. Steve Elgan, 12, Gooding | 6' 2" |
| 6. Dustin Batt, 11, Homedale | 6' 2" |




SHOT PUT

- | | |
|--|-------------|
| 1. Jared Solosabal, 12, Glenss Ferry | 51' 7 1/4" |
| 2. Matt Kramer, 12, Parma | 50' 11 3/4" |
| 3. Shay Smith, 12, Glenss Ferry | 50' 9 1/2" |
| 4. Jay Christensen, 12, North Fremont | 45' 2 1/2" |
| 5. Nathan Barker, 9, Challis | 45' 1/4" |
| 6. Allen Hutchins, 12, Clearwater Valley | 44' 6 1/4" |



TRIPLE JUMP

- | | |
|-------------------------------------|------------|
| 1. Jeff Hansen, 12, Parma | 45' 1" |
| 2. Steve Elgan, 12, Gooding | 44' 9" |
| 3. Edward Wong, 10, Parma | 44' 3 1/2" |
| 4. Derek Gunter, 11, Wendell | 42' 7 3/4" |
| 5. Aaron Hoops, 11, Teton | 42' 3 1/2" |
| 6. Ryan Carpenter, 12, Soda Springs | 42' 3" |




POLE VAULT

- | | |
|--------------------------------------|--------|
| 1. Darrell Ocamica, 12, New Plymouth | 12' 6" |
| 2. Steve Elgan, 12, Gooding | 12' 0" |
| 3. Ben Brown, 12, Glenss Ferry | 12' 0" |
| 4. Max Geidl, 12, Orofino | 11' 6" |
| 5. Brandon Ward, 10, Malad | 11' 0" |
| 5. Steve Christiansen, 11, Homedale | 11' 0" |


TRACK AND FIELD

Boys A-3 continued



110 M HURDLES

1. Clayton Heiner, 12, Melba	15.18
2. Matthew Thackeray, 12, McCall-Donnelly	15.20
3. Dustin Wicks, 12, Kamiah	15.43
4. Kelly Nelson, 12, Ririe	15.52
5. Jeff Hansen, 12, Parma	15.59
6. Jeff Knight, 12, Glenss Ferry	15.76




300 M HURDLES

1. Dustin Wicks, 12, Kamiah	40.03
2. Clayton Heiner, 12, Melba	40.07
3. Kelly Nelson, 12, Ririe	40.37
4. Jeff Knight, 12, Glenss Ferry	41.00
5. Clayton Lockett, 12, Prairie	41.20
6. Jeff Davis, 12, Melba	41.70




100 M DASH

1. Ross Farris, 11, Glenss Ferry	11.23
2. Andrew Lane, 12, Grangeville	11.38
3. Brandon Reed, 12, Aberdeen	11.47
4. Travis Mai, 10, Filer	11.50
5. Rob Heuseveldt, 10, Soda Springs	11.51
6. Chris Bailey, 10, Malad	11.52




200 M DASH

1. Ross Farris, 11, Glenss Ferry	22.61
2. Brandon Reed, 12, Aberdeen	22.79
3. Travis Mai, 10, Filer	23.16
4. Jason Reinke, 11, Gooding	23.20
5. Nick Wood, 11, Marsing	23.31
6. Mark Jadowski, 11, Challis	23.36



400 M DASH


1. Ross Farris, 11, Glenss Ferry	50.90
2. Bryson Vaughan, 11, Malad	51.19
3. Shane Gehring, 12, Prairie	52.14
4. Jacob Vowels, 11, Potlatch	52.42
5. Ryan Hellewege, 11, Homedale	52.43
6. Ron Culver, 12, Fruitland	52.51



800 M RUN


1. Gabe Beal, 12, Butte County	1:56.40*
2. Ryun Carver, 10, Grangeville	1:56.45
3. Jordan Beard, 12, Kimberly	1:59.00
4. Marcus Christofferson, 9, Homedale	1:59.36
5. Jose Flores, 12, Parma	2:00.03
6. Alan Uhlorn, 12, Prairie	2:00.09

* New A-3 record



1600 M RUN

1. Lyle Rogers, 12, Gooding	4:27.62
2. Travis Ricks, 12, Teton	4:31.78
3. Blane Coburn, 12, New Plymouth	4:33.03
4. Van Gunnell, 12, Soda Springs	4:35.40
5. Brett Mills, 12, Malad	4:35.96
6. Brian Rushton, 12, Filer	4:36.19




3200 M RUN

1. Blane Coburn, 12, New Plymouth	9:50.65
2. Lyle Rogers, 12, Gooding	9:54.09
3. Van Gunnell, 12, Soda Springs	9:54.88
4. Travis Ricks, 12, Teton	10:04.16
5. Steve Prescott, 10, Firth	10:13.92
6. Grant Baxter, 12, Fruitland	10:19.43




4 X 100 RELAY

1. Grangeville	44.41
Josh Warden	Andy Peterson
Jeremiah Crane	Andrew Lane
2. Soda Springs	44.95
3. Gooding	45.15
4. Homedale	45.56
5. Butte County	45.78
6. Timberline	45.84



4 X 200 M RELAY


1. McCall-Donnelly	1:34.21
Ryan Shaw	Matthew Thackeray
Clayton Jensen	Jesse Lovitt
2. Gooding	1:34.88
3. Malad	1:35.20
4. Homedale	1:35.28
5. Timberline	1:35.93
6. Prairie	1:36.70



4 X 400 RELAY

1. Homedale	3:25.06*
Zeb Ross	Ryan Hellewege
Josh Paul	Marcus Christofferson
2. Grangeville	3:29.35
3. Prairie	3:30.57
4. Malad	3:31.02
5. Gooding	3:33.64
6. Butte County	3:38.20

* New A-3 record



MEDLEY RELAY

1. Grangeville	3:35.80*
John Warden	Jeremiah Crane
Andrew Lane	Ryun Carver
2. Homedale	3:36.26
3. Butte County	3:37.72
4. Malad	3:38.79
5. Gooding	3:40.09
6. Prairie	3:43.08

* New A-3 record

TRACK AND FIELD

Girls A-2 Winners



LONG JUMP

- | | |
|--|------------|
| 1. Shae Jones, 11, Snake River | 18' 6 3/4" |
| 2. Sally Vail, 10, Vallivue | 18' 1 3/4" |
| 3. Julie Grohs, 12, Salmon | 16' 5" |
| 4. Kari Swan, 11, Kuna | 16' 4 1/4" |
| 5. Amber Jamison, 10, Lakeland | 16' 2 1/2" |
| 6. Kathleen Griffiths, 10, Snake River | 16' 2 1/4" |



300 M HURDLES

- | | |
|-------------------------------------|--------|
| 1. Sally Vail, 10, Vallivue | 44.57* |
| 2. April Near, 12, Bonners Ferry | 45.38 |
| 3. Sarah DeBoer, 12, Lakeland | 47.79 |
| 4. Angie Battazzo, 12, Bishop Kelly | 47.86 |
| 5. Sarah Howard, 10, Emmett | 48.00 |
| 6. Julie Waters, 9, Emmett | 48.27 |
- * New A-2 record



HIGH JUMP

- | | |
|-------------------------------------|-------|
| 1. Angie Battazzo, 12, Bishop Kelly | 5' 4" |
| 2. Linsi Sloan, 11, Kuna | 5' 2" |
| 3. Allyson Smith, 12, Emmett | 5' 2" |
| 4. Bernee Burns, 12, Preston | 5' 0" |
| 5. Missy Ennis, 10, Priest River | 5' 0" |
| 6. Jeni Jeffries, 10, Middleton | 5' 0" |



100 M DASH

- | | |
|------------------------------------|-------|
| 1. Shae Jones, 11, Snake River | 12.63 |
| 2. Kim Meyers, 11, Kuna | 12.65 |
| 3. Cassidi Hutchinson, 12, Kuna | 12.75 |
| 4. Anita Johnson, 10, Bishop Kelly | 13.30 |
| 5. Brandi Becker, 12, Moscow | 13.32 |
| 6. Callie Capps, 11, Jerome | 13.36 |



TRIPLE JUMP

- | | |
|------------------------------------|------------|
| 1. Julie Grohs, 12, Salmon | 34' 5" |
| 2. Tara Dunn, 12, Preston | 33' 8" |
| 3. Amber Jamison, 10, Lakeland | 33' 8" |
| 4. Mary Carson, 9, Vallivue | 33' 7 1/2" |
| 5. Jamie Garten, 10, Bonners Ferry | 33' 7" |
| 6. Danielle Schroder, 9, Salmon | 33' 5 1/2" |



200 M DASH

- | | |
|---------------------------------|-------|
| 1. Cassidi Hutchinson, 12, Kuna | 25.90 |
| 2. Kim Meyers, 11, Kuna | 26.27 |
| 3. Reynee Sampson, 10, Emmett | 26.62 |
| 4. Traci McClure, 12, Jerome | 26.76 |
| 5. Shae Jones, 11, Snake River | 26.80 |
| 6. Brandi Becker, 12, Moscow | 26.81 |



DISCUS

- | | |
|---------------------------------------|---------|
| 1. Sara Wheeler, 12, Kuna | 119' 4" |
| 2. Taybree Peebles, 11, South Fremont | 117' 6" |
| 3. Sarah Nelson, 10, Payette | 115' 1" |
| 4. Bernee Burns, 12, Preston | 110' 5" |
| 5. Ribbon Meier, 12, Salmon | 108' 8" |
| 6. Lori Gibbens, 11, Vallivue | 104' 5" |



400 M DASH

- | | |
|----------------------------------|---------|
| 1. Heather Esposito, 10, Kuna | 59.69 |
| 2. Jill Heinz, 11, Bishop Kelly | 1:00.17 |
| 3. Jeannine Korus, 11, Moscow | 1:00.91 |
| 4. Missy Ennis, 10, Priest River | 1:00.93 |
| 5. Allyson Smith, 12, Emmett | 1:01.39 |
| 6. Davina Webb, 10, Wood River | 1:01.47 |



SHOT PUT

- | | |
|-----------------------------------|-------------|
| 1. Melissa Mills, 11, Moscow | 37' 10 1/4" |
| 2. Stacie Foreman, 10, Emmett | 36' 1" |
| 3. Lisa Scholz, 11, Moscow | 35' 1 1/2" |
| 4. Alecia Derbyshire, 10, Kellogg | 34' 11 3/4" |
| 5. Andi Neddo, 9, Kuna | 34' 1 1/4" |
| 6. Cora Christensen, 11, Lakeland | 34' 1" |



800 M RUN

- | | |
|------------------------------------|---------|
| 1. Kelly Squibb, 11, Vallivue | 2:20.13 |
| 2. Jeannine Korus, 11, Moscow | 2:22.30 |
| 3. Santana Skeem, 10, Marsh Valley | 2:23.21 |
| 4. Carrie Bronson, 10, Payette | 2:25.00 |
| 5. Meredith Shiplett, 12, Kellogg | 2:25.30 |
| 6. Jenny Hobson, 9, Wood River | 2:26.69 |



100 M HURDLES

- | | |
|----------------------------------|--------|
| 1. Sally Vail, 10, Vallivue | 15.20* |
| 2. April Near, 12, Bonners Ferry | 15.53 |
| 3. Sarah Howard, 10, Emmett | 15.57 |
| 4. Tara Dunn, 12, Preston | 16.46 |
| 5. Missy White, 12, Priest River | 16.77 |
| 6. Jessica Turner, 10, Bear Lake | 17.52 |
- * Ties A-2 record



1600 M RUN

- | | |
|-------------------------------------|---------|
| 1. Kelly Squibb, 11, Vallivue | 5:26.43 |
| 2. Lonita Skeem, 10, Marsh Valley | 5:28.28 |
| 3. Casey Fuller, 9, Sugar-Salem | 5:32.96 |
| 4. Carrie Bronson, 10, Payette | 5:33.59 |
| 5. Angela Bingham, 9, Jerome | 5:34.58 |
| 6. Brooke Babbitt, 12, Bishop Kelly | 5:37.20 |

TRACK AND FIELD

Girls A-2 continued

3200 M RUN

- | | |
|---------------------------------------|----------|
| 1. Kelly Squibb, 11, Vallivue | 11:39.39 |
| 2. Santina Skeep, 10, Marsh Valley | 11:40.70 |
| 3. Amber Radke, 11, Emmett | 12:20.08 |
| 4. Lonita Skeem, 10, Marsh Valley | 12:22.25 |
| 5. Suzanne Galbraith, 10, Sugar-Salem | 12:24.44 |
| 6. Candice Pittman, 10, Emmett | 12:29.60 |

4 X 100 RELAY

- | | |
|------------------|--------------------|
| 1. Kuna | 49.53* |
| Heather Esposito | Cassidi Hutchinson |
| Kari Swan | Kim Myers |
| 2. Emmett | 49.91 |
| 3. Snake River | 51.34 |
| 4. Jerome | 51.71 |
| 5. Preston | 52.05 |
| 6. Bishop Kelly | 52.70 |
| * New A-2 | |

4 X 200 M RELAY

- | | |
|------------------|--------------|
| 1. Emmett | 1:46.11* |
| Reynee Sampson | Sarah Howard |
| Tisha McMillan | Heidi Walker |
| 2. Jerome | 1:47.88 |
| 3. Bishop Kelly | 1:49.28 |
| 4. Sugar-Salem | 1:49.71 |
| 5. Kellogg | 1:50.59 |
| 6. Preston | 1:50.68 |
| * New A-2 record | |

4 X 400 RELAY

- | | |
|-------------------|-------------|
| 1. Vallivue | 4:03.98* |
| Anne Kahle Chork | Mary Carson |
| Kelly Squibb | Sally Vail |
| 2. Emmett | 4:06.30 |
| 3. Jerome | 4:09.31 |
| 4. Bishop Kelly | 4:13.24 |
| 5. Priest River | 4:15.08 |
| 6. American Falls | 4:16.02 |
| * New A-2 record | |

MEDLEY RELAY

- | | |
|----------------|-----------------|
| 1. Emmett | 1:54.25 |
| Trena Nidever | Trisha McMillan |
| Renee Sampson | Heidi Walker |
| 2. Snake River | 1:54.71 |
| 3. Moscow | 1:55.04 |
| 4. Kuna | 1:55.52 |
| 5. Wood River | 1:56.54 |
| 6. Payette | 1:56.86 |

Boys A-2 Winners

LONG JUMP

- | | |
|------------------------------------|-------------|
| 1. Brad Bair, 12, Snake River | 22' 1/2" |
| 2. Sean Roberts, 9, Jerome | 21' 4 1/2" |
| 3. Jim Noble, 12, Lakeland | 21' 2" |
| 4. Fhad Ismail, 11, Jerome | 20' 10 1/2" |
| 5. Justin Phillips, 11, Salmon | 20' 8 1/4" |
| 6. Brandon Barns, 12, Marsh Valley | 20' 3/4" |

DISCUS

- | | |
|----------------------------------|----------|
| 1. Jeff High, 12, Bonners Ferry | 150' 10" |
| 2. Shawn Tidwell, 11, Vallivue | 150' 10" |
| 3. Ben Phillips, 12, Snake River | 148' 7" |
| 4. John Bierne, 12, Lakeland | 143' 10" |
| 5. Jayson Bruce, 11, Weiser | 139' 11" |
| 6. Nate Nelson, 11, Payette | 137' 3" |

HIGH JUMP

- | | |
|------------------------------------|-------|
| 1. Jeff Andrus, 12, Preston | 6' 4" |
| 2. Abram Tanner, 11, Preston | 6' 4" |
| 3. Jimmy Dopp, 12, South Fremont | 6' 2" |
| 4. Cameron Wolf, 10, Preston | 6' 2" |
| 5. Davin Williams, 9, Bishop Kelly | 6' 2" |
| 6. Jared Flippence, 12, Preston | 6' 0" |

SHOT PUT

- | | |
|------------------------------------|------------|
| 1. John Bierne, 12, Lakeland | 51' 6" |
| 2. Kevin Carey, 11, Bonners Ferry | 49' 7 3/4" |
| 3. Jeremy Warren, 12, Priest River | 48' 2" |
| 4. Eli Short, 11, Emmett | 47' 4" |
| 5. Chad Campbell, 12, Vallivue | 46' 5 1/4" |
| 6. Jeff High, 12, Bonners Ferry | 46' 3 1/2" |

TRIPLE JUMP


- | | |
|-------------------------------------|------------|
| 1. Davin Williams, 9, Bishop Kelly | 43' 4 1/4" |
| 2. Jim Noble, 12, Lakeland | 42' 11" |
| 3. Mike Nielson, 11, Marsh Valley | 41' 9 1/2" |
| 4. Jed Steele, 12, Middleton | 41' 3 3/4" |
| 5. Chris Avery, 12, Marsh Valley | 41' 3/4" |
| 6. Bradley Sutton, 12, Marsh Valley | 40' 10" |

POLE VAULT

- | | |
|---|--------|
| 1. Tyler Farnsworth, 12, Emmett | 13' 0" |
| 2. Christopher John Terrell, 12, Emmett | 13' 0" |
| 3. Ryan Stephenson, 12, Salmon | 12' 6" |
| 4. Travis Edwards, 11, Kuna | 12' 6" |
| 5. Dustin Manwaring, 12, Emmett | 11' 6" |
| 6. Adam Bertram, 12, Salmon | 11' 6" |


TRACK AND FIELD

Boys A-2 continued



110 M HURDLES

1. Kyle Schneider, 12, Salmon	15.47
2. Sam Crummley, 11, Moscow	15.78
3. Jeremy Ainsworth, 12, Jerome	15.85
4. Marshall Pickens, 12, Vallivue	15.95
5. Dale Meek, 12, Preston	16.09
6. Shay Swan, 11, Jerome	16.20



300 M HURDLES


1. Jeremy Ainsworth, 12, Jerome	40.85
2. Che Stine, 11, Bishop Kelly	41.57
3. Eric Dance, 11, Snake River	41.90
4. Nick Church, 10, Emmett	42.00
5. Levi Winglikowski, 11, Wood River	42.01
6. John Bullock, 11, Jerome	42.12



100 M DASH


1. Nathan Rydalch, 11, Sugar-Salem	10.9*
2. Fhad Ismail, 11, Jerome	11.0
3. Brad Bair, 12, Snake River	11.1
4. Ryan Summers, 12, Emmett	11.2
5. Rick Anderton, 12, Snake River	11.3
6. Justin Phillips, 11, Salmon	11.3

* Tied A-2 record




200 M DASH

1. Chase Monroe, 11, Wood River	22.44
2. Fhad Ismail, 11, Jerome	22.66
3. Greg McPherson, 12, Kuna	22.81
4. Brad Bair, 12, Snake River	22.83
5. Ben Clark, 12, Wood River	22.84
6. Brent Leslie, 12, Marsh Valley	23.25



400 M DASH


1. Greg McPherson, 11, Kuna	49.85
2. Justin Phillips, 11, Salmon	50.00
3. Eric Frederickson, 12, Jerome	50.21
4. Brent Leslie, 12, Marsh Valley	50.37
5. Derek Carrol, 10, Middleton	52.07
6. Bradley Sulton, 12, Marsh Valley	52.16



800 M RUN


1. C.W. Ross, 12, Buhl	1:55.90*
2. Timothy Dunne, 9, Jerome	1:56.88
3. Tony Smith, 11, Moscow	1:57.07
4. Tyson Teeples, 10, Sugar-Salem	1:57.50
5. Curtis Kunkel, 12, St. Maries	1:59.18
6. Pat McCurry, 12, Bishop Kelly	1:59.50

* New A-2 record




1600 M RUN

1. Benji Jex, 12, Wood River	4:24.11
2. Seth Thornborrow, 12, Buhl	4:26.70
3. Tony Smith, 11, Moscow	4:27.53
4. Todd Bruce, 12, Lakeland	4:31.91
5. Andy Stauffer, 12, Jerome	4:32.35
6. Shawn O'Connor, 11, Emmett	4:33.13



3200 M RUN


1. Kyle Fullmer, 12, Snake River	9:45.29
2. Todd Bruce, 12, Lakeland	9:48.32
3. Seth Thornborrow, 12, Buhl	9:45.15
4. Benji Jex, 12, Wood River	10:05.47
5. Brandon Workman, 11, Moscow	10:07.74
6. Danny Gatfield, 10, Emmett	10:10.31



4 X 100 RELAY

1. Kuna	43.55*
Jason Williams	Eddie Jenkins
Travis Warfield	Greg McPherson
2. Wood River	43.87
3. Preston	44.39
4. Jerome	44.58
5. Moscow	45.10
6. Middleton	45.29

* New A-2 record



4 X 200 M RELAY

1. Wood River	1:31.76
Brent Bellon	Ben Clark
Alex LaChance	Chase Monroe
2. Marsh Valley	1:32.48
3. Jerome	1:32.70
4. Emmett	1:34.34
5. Kuna	1:34.35
6. Vallivue	1:34.71



4 X 400 RELAY

1. Marsh Valley	3:26.26*
Lance Smith	Bradley Sutton
Aaron Peterson	Brent Leslie
2. Jerome	3:26.87
3. St. Maries	3:28.76
4. Emmett	3:30.93
5. Middleton	3:34.31
6. Wood River	3:34.51

* New A-2 Record



MEDLEY RELAY

1. Jerome	3:34.56
Sean Roberts	Shay Swan
Eric Frederickson	Timothy Dunn
2. Wood River	3:34.80
3. St. Maries	3:40.59
4. Marsh Valley	3:42.54
5. Sugar-Salem	3:45.31
6. Emmett	3:45.75

TRACK AND FIELD

Girls A-1 Winners

LONG JUMP

- | | |
|-------------------------------------|-------------|
| 1. Jessica St. Clair, 11, Boise | 17' 4 3/4" |
| 2. Kelsi Hall, 10, Rigby | 16' 6 1/2" |
| 3. Aimee Crabtree, 11, Pocatello | 16' 5 1/2" |
| 4. Shannon Siverson, 11, Post Falls | 16' 4 1/4" |
| 5. Susan Larsen, 12, Idaho Falls | 16' 1 3/4" |
| 6. J.J. Hurley, 11, Boise | 15' 11 1/2" |

HIGH JUMP

- | | |
|----------------------------------|-------|
| 1. Katie Roark, 12, Capital | 5' 8" |
| 2. Analee Carter, 10, Twin Falls | 5' 8" |
| 3. Becky Blackburn, 11, Rigby | 5' 6" |
| 4. Shauntee Davids, 10, Rigby | 5' 4" |
| 5. Amy Hauser, 12, Borah | 5' 4" |
| 6. Aimee Crabtree, 11, Pocatello | 5' 2" |

TRIPLE JUMP

- | | |
|--------------------------------------|-------------|
| 1. Annie Christensen, 10, Twin Falls | 36' 2 1/2" |
| 2. Sara Davis, 12, Borah | 35' 5" |
| 3. Hillary Hoagland, 11, Meridian | 35' 3 1/4" |
| 4. Shannon Siverson, 11, Post Falls | 34' 10 1/4" |
| 5. JoAnne Whittaker, 9, Centennial | 34' 8" |
| 6. Julie Freeman, 10, Meridian | 34' 6 1/2" |

DISCUS

- | | |
|-----------------------------------|----------|
| 1. Gloria Prescott, 12, Rigby | 124' 10" |
| 2. Michelle Wimer, 12, Lewiston | 123' 7" |
| 3. Sessa Snell, 12, Madison | 121' 1" |
| 4. Lindsey Owen, 11, Post Falls | 118' 1" |
| 5. DeAnne Raiha, 12, Sandpoint | 114' 0" |
| 6. Kim Pearson, 11, Coeur d'Alene | 110' 10" |

SHOT PUT

- | | |
|-----------------------------------|-------------|
| 1. Gloria Prescott, 12, Rigby | 40' 1/2" |
| 2. Maureen Griffin, 9, Pocatello | 39' 3 1/4" |
| 3. Michelle Simmons, 11, Highland | 37' 10 1/2" |
| 4. Tara Swallow, 11, Highland | 37' 8 1/4" |
| 5. Leah Schlosser, 12, Centennial | 36' 11 1/2" |
| 6. Amy Foote, 12, Borah | 36' 10 1/2" |

100 M HURDLES

- | | |
|----------------------------------|-------|
| 1. Stacy Stevenson, 11, Meridian | 15.48 |
| 2. Angela Adamson, 11, Nampa | 15.66 |
| 3. Nicole Forsgren, 10, Madison | 16.12 |
| 4. Lisa Pejovich, 12, Boise | 16.18 |
| 5. Emily Nelson, 11, Highland | 16.27 |
| 6. Jamie DesFosses, 11, Highland | 16.50 |

300 M HURDLES

- | | |
|------------------------------------|-------|
| 1. Darla Nelson, 10, Highland | 45.37 |
| 2. Angela Adamson, 11, Nampa | 46.02 |
| 3. Jamie DesFosses, 11, Highland | 46.59 |
| 4. Heather MacDonald, 12, Meridian | 46.97 |
| 5. Lisa Taylor, 9, Highland | 47.20 |
| 6. Julie Freeman, 10, Meridian | 47.60 |

100 M DASH

- | | |
|-----------------------------------|-------|
| 1. Mariah Williams, 11, Pocatello | 12.60 |
| 2. Natalie Gutierrez, 11, Madison | 12.84 |
| 3. Kelsi Hall, 10, Rigby | 12.91 |
| 4. Amber Lauritzen, 12, Sandpoint | 13.00 |
| 5. Maggie McCollum, 9, Boise | 13.07 |
| 6. Tara Riley, 12, Blackfoot | 13.08 |

200 M DASH

- | | |
|-----------------------------------|-------|
| 1. Mariah Williams, 11, Pocatello | 25.41 |
| 2. Michelle Slezak, 11, Pocatello | 25.45 |
| 3. Kelsi Hall, 10, Rigby | 25.36 |
| 4. Natalie Gutierrez, 11, Madison | 26.62 |
| 5. JoAnn Whittaker, 9, Centennial | 26.75 |
| 6. Jennifer Drury, 12, Boise | 26.93 |

400 M DASH

- | | |
|-----------------------------------|---------|
| 1. Natalie Chase, 11, Pocatello | 57.83 |
| 2. Jennifer Drury, 12, Boise | 1:00.48 |
| 3. Melissa Oloff, 11, Twin Falls | 1:00.93 |
| 4. Tori Downen, 11, Mountain Home | 1:00.95 |
| 5. Brenda Nipp, 9, Coeur d'Alene | 1:00:98 |
| 6. Selena Snider, 11, Borah | 1:01.37 |

800 M RUN

- | | |
|--------------------------------------|---------|
| 1. Emily Mulick, 12, Pocatello | 2:18.20 |
| 2. Susan Werner, 9, Boise | 2:19.60 |
| 3. Christine Kohler, 11, Idaho Falls | 2:19.64 |
| 4. Sherlyn Maughn, 10, Minico | 2:19.72 |
| 5. Anna Daley, 9, Boise | 2:20.90 |
| 6. Gillian Sakai, 12, Minico | 2:21.40 |

1600 M RUN

- | | |
|----------------------------------|---------|
| 1. Jamie Windsor, 12, Twin Falls | 5:13.16 |
| 2. Mattie Mulick, 9, Pocatello | 5:13.27 |
| 3. Shawna Bird, 10, Highland | 5:15.93 |
| 4. Susan Werner, 9, Boise | 5:19.71 |
| 5. Rachel Ramer, 9, Skyline | 5:20.95 |
| 6. Curran Wong, 11, Capital | 5:23.82 |

TRACK AND FIELD

Girls A-1 continued



3200 M RUN

- | | |
|----------------------------------|----------|
| 1. Susan Werner, 9, Boise | 11:29.30 |
| 2. Battie Mulick, 10, Pocatello | 11:29.69 |
| 3. Shawna Bird, 11, Highland | 11:30.12 |
| 4. Jamie Windsor, 12, Twin Falls | 11:32.56 |
| 5. Jordan Vaughn, 11, Borah | 11:43.60 |
| 6. Sharlyn Maughn, 10, Minico | 11:46.82 |


4 X 100 RELAY

- | | |
|-----------------|--------------|
| 1. Highland | 49.23 |
| Jamie DesFosses | Jenny Heinz |
| Britt Woodbury | Darla Nelson |
| 2. Pocatello | 49.32 |
| 3. Borah | 50.73 |
| 4. Meridian | 50.79 |
| 5. Sandpoint | 51.03 |
| 6. Madison | 51.28 |



4 X 200 M RELAY

- | | |
|---------------|-----------------|
| 1. Pocatello | 1:44.48 |
| Tiffany Nash | Selena Frazier |
| Natalie Chase | Michelle Slezak |
| 2. Highland | 1:45.04 |
| 3. Boise | 1:46.17 |
| 4. Borah | 1:46.62 |
| 5. Meridian | 1:48.41 |
| 6. Madison | 1:50.79 |



4 X 400 RELAY


- | | |
|-----------------|---------------|
| 1. Pocatello | 4:00.22 |
| Mariah Williams | Tiffany Nash |
| Michelle Slezak | Natalie Chase |
| 2. Highland | 4:03.60 |
| 3. Borah | 4:10.10 |
| 4. Idaho Falls | 4:11.51 |
| 5. Meridian | 4:11.79 |
| 6. Madison | 4:15.08 |

MEDLEY RELAY

- | | |
|----------------|----------------|
| 1. Pocatello | 1:50.94 |
| Tiffany Nash | Aimee Crabtree |
| LeLena Frazier | Natalie Chase |
| 2. Twin Falls | 1:53.05 |
| 3. Meridian | 1:54.25 |
| 4. Highland | 1:54.31 |
| 5. Boise | 1:54.94 |
| 6. Borah | 1:55.58 |




Boys A-1 Winners




LONG JUMP

- | | |
|----------------------------------|-------------|
| 1. Steve Williams, 12, Highland | 23' 2 3/4" |
| 2. Scott Warren, 12, Idaho Falls | 21' 7 3/4" |
| 3. Shannon Eddins, 12, Capital | 21' 1 1/2" |
| 4. Willy Alderson, 11, Nampa | 21' 1/2" |
| 5. Buck Anderson, 12, Capital | 21' 0" |
| 6. Nate Crouch, 12, Borah | 20' 11 3/4" |



DISCUS

- | | |
|-------------------------------------|----------|
| 1. Ian Waltz, 12, Post Falls | 203' 9"* |
| 2. Beau Butler, 12, Rigby | 173' 6" |
| 3. Frank Moore, 12, Boise | 160' 10" |
| 4. Tom Hansen, 12, Pocatello | 157' 2" |
| 5. Zac Brouillette, 11, Idaho Falls | 153' 11" |
| 6. Josh Black, 12, Capital | 144' 6" |
- * New A-1 and overall record



HIGH JUMP

- | | |
|---------------------------------|-------|
| 1. Shae Taylor, 12, Caldwell | 6' 8" |
| 2. Heath Cazier, 11, Rigby | 6' 4" |
| 3. Cory Bolen, 12, Centennial | 6' 4" |
| 4. Mike Miller, 12, Sandpoint | 6' 2" |
| 4. Steve Williams, 12, Highland | 6' 2" |
| 6. Dan Riley, 11, Capital | 6' 2" |



SHOT PUT

- | | |
|-------------------------------------|-------------|
| 1. Ian Waltz, 12, Post Falls | 62' 1" |
| 2. Thomas Weeks, 12, Capital | 52' 3 1/2" |
| 3. Brian Smith, 12, Sandpoint | 51' 7" |
| 4. Austin Lee, 10, Post Falls | 51' 1" |
| 5. Zac Brouillette, 11, Idaho Falls | 50' 4" |
| 6. Tom Hansen, 12, Pocatello | 48' 11 1/2" |



TRIPLE JUMP

- | | |
|---------------------------------|-------------|
| 1. Buck Anderson, 12, Capital | 46' 3/4" |
| 2. Nathan Crouch, 12, Borah | 45' 1 1/2" |
| 3. Zack Beck, 12, Highland | 44' 10 1/2" |
| 4. Shannon Eddins, 12, Capital | 44' 9 1/2" |
| 5. Nathan Harris, 12, Hillcrest | 44' 7 3/4" |
| 6. Mike Lewis, 12, Highland | 43' 8 3/4" |




POLE VAULT

- | | |
|--------------------------------|--------|
| 1. Joey Crespi, 12, Centennial | 13' 0" |
| 2. Aaron Seable, 12, Caldwell | 12' 6" |
| 3. Bryan Lewis, 10, Centennial | 12' 6" |
| 4. Bryan Pelliston, 11, Minico | 12' 6" |
| 5. Jon Long, 12, Madison | 12' 6" |
| 6. Ryan Haynie, 11, Meridian | 12' 0" |


TRACK AND FIELD

Boys A-1 continued




110 M HURDLES

1. Rex Grange, 12, Highland	14.76
2. Darrick Pope, 12, Post Falls	15.51
3. Travis Thornton, 10, Capital	16.00
4. Ben Greenwood, 11, Boise	16.21
5. Scott Galloway, 11, Centennial	16.27
6. Kody Kraus, 10, Madison	16.33




300 M HURDLES

1. Jeff Tingey, 11, Highland	38.64
2. Ben Greenwood, 11, Boise	38.69
3. Michael Evans, 11, Capital	39.92
4. John Miller, 12, Boise	40.17
5. Blake Peterson, 11, Skyline	40.88
6. Rex Grange, 12, Highland	41.57




100 M DASH

1. Erik Sprengel, 12, Borah	11.13
2. Scott Warren, 12, Idaho Falls	11.17
3. Bobby Grey, 11, Borah	11.35
4. George Salinas, 10, Twin Falls	11.56
5. Barrett Beck, 12, Blackfoot	11.57
6. Cody Olson, 12, Highland	11.63




200 M DASH

1. Scott Warren, 12, Idaho Falls	21.91
2. Erik Sprengel, 12, Borah	21.96
3. Jeremy Hurst, 12, Caldwell	22.28
4. Fred Hough, 12, Borah	22.51
5. John Canale, 11, Skyline	22.70
6. Dan McUne, 12, Bonneville	22.92



400 M DASH

1. Jeremy Hurst, 12, Caldwell	48.11
2. Kish Beverly, 11, Meridian	48.96
3. John Canale, 11, Skyline	50.12
4. Ben Kohring, 10, Twin Falls	50.41
5. Ryan Turner, 12, Nampa	50.46
6. Scott Thompson, 10, Meridian	50.51



800 M RUN

1. Brick Bergeson, 12, Blackfoot	1:55.22
2. Filip Jagodzinski, 12, Highland	1:55.70
3. Bryce Knight, 11, Lake city	1:56.97
4. Justin Atkins, 12, Centennial	1:57.30
5. Mark Van Orden, 10, Highland	1:57.62
6. Todd Leon, 12, Twin Falls	1:58.11



1600 M RUN

1. Billy Herman, 11, Centennial	4:23.30
2. Justin Atkins, 12, Centennial	4:26.98
3. Kevin Calhoun, 12, Madison	4:28.20
4. Chris Blood, 12, Sandpoint	4:28.67
5. Matt Long, 12, Boise	4:30.17
6. Chris Cole, 11, Coeur d'Alene	4:31.09



3200 M RUN

1. Billy Herman, 11, Centennial	9:31.28
2. Justin Atkins, 12, Centennial	9:43.76
3. Ashley Smith, 12, Blackfoot	9:47.83
4. Matt Long, 12, Boise	9:52.04
5. Chris Cole, 11, Coeur d'Alene	9:52.36
6. Danny Powell, 10, Boise	9:54.07




4 X 100 RELAY

1. Idaho Falls	43:37
Derek Bowen	Matt Kelley
Nate Hammond	Scott Warren
2. Centennial	43.72
3. Capital	43.75
4. Highland	44.01
5. Blackfoot	44.42
6. Rigby	44.44




4 X 200 M RELAY

1. Meridian	1:30.22
Kish Beverly	Mike Balzen
Craig Waite	Scott Thompson
2. Highland	1:30.36
3. Borah	1:32.24
4. Post Falls	1:32.41
5. Madison	1:32.69
6. Caldwell	1:32.84



4 X 400 RELAY

1. Borah	3:21.24
Bobby Grey	Fred Hough
Jeff Sorenson	Erik Sprengle
2. Meridian	3:22.63
3. Twin Falls	3:22.70
4. Skyline	3:23.93
5. Highland	3:24.34
6. Caldwell	3:29.72



MEDLEY RELAY

1. Highland	3:33.98
Brandon Gilbert	Rex Grange
Robbie Jordan	Filip Jagodzinski
2. Sandpoint	3:35.64
3. Twin Falls	3:35.69
4. Boise	3:36.23
5. Meridian	3:37.09
6. Blackfoot	3:38.73

GOLF

1995 IDAHO STATE GOLF TOURNAMENT RESULTS

Class A: Bryden Canyon Golf Course — Lewiston

Class B: Stoneridge Golf Course — Sandpoint

May 19-20, 1995

Class A Boys




Team Championships


1. Lewiston	589	299	290
2. Borah	595	300	295
3. Idaho Falls	597	296	301
4. Boise	602	297	305
4. Twin Falls	602	297	305

Medalists

1. Jesse Hibler, Boise	71
2. Nick Holtzmaster, Twin Falls	71
3. Jason Stephenson, Twin Falls	71
4. Alex Gourbin, Capital	71



Class A Girls



Team Championships

1. Twin Falls	467	235	232
2. Rigby	493	249	244
3. Lewiston	525	255	270
4. Caldwell	541	270	271

Medalists

1. Jodi Nieman, Rigby	73
2. Whitney Lewis, Twin Falls	77
3. Kristin Olsen, Bonneville	77
4. Sarah Thompson, Twin Falls	78



Class B Boys



Team Championships

1. Jerome	664	335	329
2. Kimberly	665	334	331
3. Vallivue	685	345	340
4. Moscow	690	346	344

Medalists

1. Corey Rippee, Lakeland	74
2. Preston Hafer, Kimberly	74
3. Travis Fulton, Kellogg	76
4. Mike DeGrange, Emmett	77
5. Adam Martins, Jerome	77



Class B Girls




Team Championships

1. Bishop Kelly	384	288	296
2. Kellogg	655	33	324
3. Jerome	657	318	339
4. Bonners Ferry	659	321	338


Medalists

1. Erica Towne, Bishop Kelly	92
2. Abbie Stensland, Priest River	95
3. Sara Walters, Bonners Ferry	95
4. Michell Maronick, Bishop Kelly	97
5. Josey Edwards, Weiser	97




TENNIS

STATE TENNIS RESULTS May 26-27, 1995 Sun Valley Resort/Warm Springs Ranch Class A



Girls Single

- Champion Sarah Blain, Pocatello
- 2nd Place Brooke Ferney, Caldwell
- 3rd Place Kara Gochnour, Centennial
- 4th Place Heather Thiry, Capital



Boys Singles

- Champion Cory Dalos, Centennial
- 2nd Place Thomas Daniels, Nampa
- 3rd Place George Davidze, Idaho Falls
- 4th Place Brian Daines, Borah




Girls Doubles

- Champion Jessie Brass - Jennie Vasterling, Highland
- 2nd Place Kelli Baird - Darcy Duffin, Boise
- 3rd Place Jennifer Bennett - Brandi Blacklock, Capital
- 4th Place Tami Richards - Lindsey Barnes, Idaho Falls



Boys Doubles

- Champion Jeff Shin - Ryan Warwick, Borah
- 2nd Place Brian Oliver - Joey Writer, Boise
- 3rd Place Jebin West - Chris Arnell, Hillcrest
- 4th Place Jed Reese - Petr Zapotocky, Capital



Mixed Doubles

- Champion San Terry - Mark Rice, Centennial
- 2nd Place Hillary Chandler - Russell Boyd, Capital
- 3rd Place Molly McDaniel - Rick Roby, Boise
- 4th Place Rachael Merzlock - Matt Richman, Highland



Team


- Champion Centennial Coach - Marian DeWane
- Runner-Up Capital Coach - Tom Campbell

No Picture Available

Girls Singles

- Champion Kelly Smyth, Homedale
- 2nd Place Amy Lemm, Moscow
- 3rd Place Sadie Hopkins, Wood River
- 4th Place Laura Pohanka, Jerome

CLASS B




Boys Singles

- Champion Dan Lemmon, Kuna
- 2nd Place Andy Boyd, Moscow
- 3rd Place Eric Metzger, Murtaugh
- 4th Place Rafe Hewitt, Lapwai



Girls Doubles

- Champion Brenna Davis - Jennifer Kurdy, Parma
- 2nd Place Debbie Joa - Karen Cooke, Jerome
- 3rd Place Margie Golus - Eleanor Specht, Bishop Kelly
- 4th Place Alisha Parker - Kelly Schumacher, Culdesac



Boys Doubles

- Champion Troy Holtz - Ryan Skeen, Bishop Kelly
- 2nd Place Dan Klavden - Kevin Hudson, Moscow
- 3rd Place Todd Soelberg - Jeremy King, Payette
- 4th Place Chris Wong - Alec Erquiga, Jerome

No Picture Available

Mixed Doubles

- Champion Jessica Johnson - Steve Kirkland, Troy
- 2nd Place Jacob McCarney - Jessica Davila, Payette
- 3rd Place Jennifer Hoyt - Matt Mullinix, Grangeville
- 4th Place Stacy Allegrezza - Chris Matika, Bishop Kelly

Team

- Champion Bishop Kelly
- Coach - Nacho Larracochea
- Runner-Up Moscow

