

---

**1996-97**

**STATE TOURNAMENT**

**CHAMPIONS**

# DRAMA



## 1996 State Drama December 6 - 7, 1996 Nampa High School



### CLASS A

1. Twin Falls, Howard Miller
2. Centennial, Nancy Link
3. Idaho Falls, Karl Peterson
3. Capital, Adrienne Stark
3. Boise, Kay Gilchrist

### CLASS B

1. Raft River, Mary Alice Telford
2. Bishop Kelly, Tamela Johns
3. Sugar-Salem, Gloria Stumme

### 1996 INDIVIDUAL FINISHERS

#### Solo Pantomime

1. Eric Call, West Side
2. Parkinson, Eagle
3. Melissa Cheslik, Highland

#### Ensemble Pantomime

1. Toni Dragerton, Erin Kennedy - Idaho Falls
2. Luke Udy, Drew Williams, Adam Spencer, Jason Tracy, Kirk Telford - Raft River
3. Emily G., Jill W. - American Falls

#### Serious Ensemble

1. Hitchcock, Rice - Capital
2. Jennifer Stitsworth, Tasha Brown, Mandy McKinley, Megan Schutt - Centennial
3. Jason Rollins, Sam Samuelson - Burley

#### Original Humorous

1. Marissa Price, Eric Welsh - Bishop Kelly
2. Ron Torres - Highland
3. Erin G., Sandy Gary - Bear Lake

#### Humorous Solo

1. Heidi Melan, Centennial
2. Sam Samuelson, Burley
3. C. O'Leary, Capital

#### Humorous Ensemble

1. Phillip Valenta, Brittini Sojka - Twin Falls
2. Jennifer Rose, Chris Welch, Sonia Ruyts - Buhl
3. Sarah Rutan, Jared Collett, Joe Brooks - Centennial

#### Serious Solo

1. Thrasher - Boise
2. Corina Barrera - Centennial
3. John Stallman - Idaho Falls

#### Solo Audition

1. Phillip Valenta - Twin Falls
2. Brittini Sojka - Twin Falls
3. A. Campbell - Boise

#### Original Serious

1. Vanessa Peterson, Tiffany Andrews - Twin Falls
2. Chris Leneberger - American Falls
3. Amanda Bailey - Sandpoint



#### Scenic Design

#### Makeup

#### Technical Theatre

#### Props/Stage Managers' Book

#### Costumes



- Jared Robbins, Travis Gugelman - Malad  
Jared Collett - Centennial  
Rickie Palmer - Twin Falls  
Wooten, Luschar - Boise

1. Marissa Price, Preston Price - Bishop Kelly
2. Ciley Bowcut - Raft River
3. Emma Sheen - Twin Falls

1. Julie Wilding, Alison Blackhorn - Sugar-Salem
2. Sarah Rutan - Centennial
3. Adrian McCracren - Idaho Falls

1. Jill Smith - Raft River
2. Jenna Cobia - Sugar-Salem
3. H. Read - Capital


# DEBATE

## Idaho High School Debate State Championships

March 14-15, 1997

Minico High School — Rupert

### SWEEPSTAKES



**Class A**  
Hillcrest  
Amy Walker, Coach




**Class B**  
Shelley  
Steven Gale, Coach



**Class B**  
Wood River  
Tim Neville, Coach



**Class A Policy**  
1st Phillip Scarborough/Rachel Harper, Blackfoot  
2nd Nic Pierson/Matt Williams, Bonneville



**Class B Policy**  
1st Caleb Wright/Scott Banning, Wood River  
2nd Cody Carpenter/Seth King, Sugar-Salem



**Class A Lincoln-Douglas**  
1st Hillcrest



**Class B Lincoln-Douglas**  
1st Lucas Martin, Shelley  
2nd Ashlee Katseans, Snake River

# SPEECH

## 1997 IHSAA STATE SPEECH April 18-19 Highland High School, Pocatello

### Sweepstakes

- |                             |                   |
|-----------------------------|-------------------|
| 1. Centennial High School   | Susan McInerney   |
| 2. Jerome High School       | Judi Fredericksen |
| 3. Bishop Kelly High School | Lindy Freeman     |

### A EVENTS

#### Panel Discussion

- |                 |              |
|-----------------|--------------|
| 1. Adam Dixon   | Bishop Kelly |
| 2. Kent Amo     | Jerome       |
| 3. Margo LaRowe | Hillcrest    |

#### Impromptu

- |                 |             |
|-----------------|-------------|
| 1. Cliff Duke   | Idaho Falls |
| 2. Evan Gill    | Idaho Falls |
| 3. Lucas Martin | Shelley     |

#### Expository

- |                    |            |
|--------------------|------------|
| 1. Erin Yates      | Raft River |
| 2. Elizabeth Baker | Meridian   |
| 3. Lucas Martin    | Shelley    |

#### Extemporaneous

- |                       |           |
|-----------------------|-----------|
| 1. Philip Scarborough | Blackfoot |
| 2. Autumn King        | Hillcrest |
| 3. Serena Turley      | Madison   |

#### Retold Story

- |                |              |
|----------------|--------------|
| 1. Sarah Rutan | Centennial   |
| 2. Brooke Goff | Raft River   |
| 3. Eric Welsh  | Bishop Kelly |

#### Radio Speaking

- |                    |            |
|--------------------|------------|
| 1. Katie O'Farrell | Wood River |
| 2. Chris Reed      | Centennial |
| 3. Darci Rowland   | Jerome     |

### B EVENTS

#### Humorous Interpretation

- |                |             |
|----------------|-------------|
| 1. Matt Davlin | Blackfoot   |
| 2. Sarah Rutan | Centennial  |
| 3. Chad Sommer | Sugar-Salem |

#### Serious Interpretation

- |                    |              |
|--------------------|--------------|
| 1. Brant Wadsworth | Sugar-Salem  |
| 2. Richie Call     | Burley       |
| 3. Amy Newman      | Butte County |

#### Original Oratory

- |                   |             |
|-------------------|-------------|
| 1. David Eastwood | Centennial  |
| 2. Sean Parrish   | Centennial  |
| 2. Kent Amo       | Jerome      |
| 3. Ross McNair    | Snake River |

#### Salesmanship

- |                  |           |
|------------------|-----------|
| 1. Imran Ali     | Eagle     |
| 2. Amber Olsen   | Jerome    |
| 3. Laura Swenson | Hillcrest |

#### Oratorical Analysis

- |                     |            |
|---------------------|------------|
| 1. Candace Cook     | Centennial |
| 2. Amy Kollinga     | Centennial |
| 3. Christine Kohler | Kellogg    |

#### After Dinner Speaking

- |                 |              |
|-----------------|--------------|
| 1. Eric Welsh   | Bishop Kelly |
| 2. Meredith Bak | Lake City    |
| 3. Ross McNair  | Snake River  |

# CROSS COUNTRY

## STATE CROSS COUNTRY MEET

November 2, 1996

Farragut State Park — Coeur d'Alene

### Team Results




#### A-1 Girls

1.	Pocatello	71
2.	Boise	97
3.	Idaho Falls	106
4.	Meridian	134




#### A-1 Boys

1.	Idaho Falls	45
2.	Boise	66
3.	Skyline	121
4.	Borah	130



#### A-2 Girls

1.	Jerome	55
2.	Kuna	103
3.	Sugar-Salem	127
4.	Emmett	135




#### A-2 Boys

1.	Vallivue	88
2.	Jerome	88
3.	Preston	93
4.	Emmett	129



#### A-3 Girls

1.	McCall-Donnelly	26
2.	North Fremont	111
3.	Gooding	112
4.	Ririe	121



#### A-3 Boys

1.	Ririe	52
2.	Malad	96
3.	McCall-Donnelly	121
4.	Gooding	142

# CROSS COUNTRY


## Individual Results

### A-1 Boys

1	Danny Powell	Boise	12	16:41.43
2	Tyler Williams	Centennial	9	16:42.64
3	Ryan Griffith	Skyline	12	16:45.50
4	Ben Parker	Idaho Falls	10	16:52.75
5	Brandon Briggs	Idaho Falls	11	16:55.50
6	Tor Sandven	Boise	12	16:55.77
7	Aaron Lyon	Idaho Falls	11	16:56.59
8	Jed Barta	Bonneville	10	16:59.12
9	Jeff Davidson	Burley	12	17:03.35
10	Craig Burnham	Pocatello	12	17:04.83
11	Josh Hart	Skyline	10	17:05.05
12	Terry Allen	Borah	9	17:09.06
13	Mark Van Orden	Highland	12	17:14.50
14	Jacob Powell	Boise	11	17:16.15
15	Sean McBride	Idaho Falls	12	17:19.06
16	Justin Davis	Boise	12	17:19.55
17	Charlie Miller	Lake City	10	17:21.20
18	Lucas Parker	Idaho Falls	12	17:24.66
19	Jason Sneed	Borah	12	17:26.31



Danny Powell




Sharlyn Maughan

### A-2 Boys

1	Alan Archuleta	Emmett	11	16:58.18
2	Tyson Campbell	Preston	11	17:06.36
3	Kenny Benjamn	Moscow	12	17:09.38
4	Ryan Jensen	Vallivue	11	17:21.14
5	Timothy Dunne	Jerome	11	17:28.66
6	Tim Meyer	Vallivue	11	17:30.86
7	Cody Orchard	Jerome	11	17:32.45
8	Danny Arnold	Kuna	12	17:38.66
9	Scott Bratsman	Sugar-Salem	12	17:43.77
10	Miles Wiscombe	Kuna	10	17:44.15
11	Danny Gatfield	Emmett	12	17:50.74
12	Michael Lloyd	Wood River	12	17:52.23
13	Tyson Teeples	Sugar-Salem	12	17:53.16
14	Jeremy Badgett	St. Maries	12	17:53.60
15	Brett Law	Kuna	9	17:54.04
16	Chris Kranz	Bishop Kelly	11	17:54.75
17	Brian Phillips	Preston	11	17:54.97
18	David Porter	Preston	12	17:56.18
19	Dan Benedick	Vallivue	12	17:57.17
20	Scott Lish	Soda Springs	12	18:00.19

### A-1 Girls

1	Sharlyn Maughan	Minico	12	19:16.67
2	Susan Werner	Boise	11	19:40.29
3	Jessica McAleese	Pocatello	10	19:53.36
4	Rana Reavis	Pocatello	10	20:11.93
5	Robin Witcher	Boise	9	20:15.11
6	Janae Johnson	Hillcrest	9	20:22.47
7	Jamie Herman	Centennial	11	20:26.98
8	Erica Jorgenson	Borah	10	20:28.08
9	Natalie Griffith	Madison	12	20:31.15
10	Rachel Ramer	Skyline	11	20:37.85
11	Marli Harrison	Meridian	12	20:38.40
12	Angie Enos	Idaho Falls	9	20:40.27
13	Sarah Powell	Meridian	10	20:46.26
14	Elizabeth Armstrong	Minico	10	20:49.06
15	Julie Murdoch	Idaho Falls	10	20:49.39
16	Sarah Doty	Capital	9	20:49.61
17	Loraine Ransom	Skyline	12	20:51.91
18	Sara Van Wart	Highland	9	20:53.23
19	Marie Mitchell	Madison	11	20:57.46
20	Kim Mickelsen	Rigby	10	21:02.46



Tony Smith

# CROSS COUNTRY


## Individual Results



Anita Gilbert

### A-3 Boys

1	Steve Prescott	Firth	12	16:42.45
2	Russ McCrea	Nampa Christian	12	16:44.10
3	Casey Crumrine	Valley	12	17:11.23
4	Chris Reed	Ririe	12	17:17.44
5	Travis Allen	Butte County	12	17:26.17
6	Nathanael Castle	Gooding	11	17:34.63
7	Mark Landon	Ririe	11	17:36.99
8	Brian Kearsley	Teton	12	17:42.54
9	Jacob Beutler	West Side	9	17:52.59
10	Matt Reed	Ririe	12	17:57.81
11	Marcus Christofferson	Homedale	11	17:58.96
12	John Potter	Troy	12	18:01.05
13	Aaron Edwards	Raft River	11	18:04.29
14	Tonda Lark	Deary		18:10.39
15	Jared Nelson	Gooding	12	18:16.10
16	Sam Kidd	Declo	11	18:17.03
17	Doug Mills	Malad	12	18:17.20
18	Andy Robinson	Parma	10	18:19.78
19	Justin Seamans	Homedale	11	18:24.34
20	Tyler Harris	McCall-Donnelly	12	18:28.13



Greta Johnson

### A-2 Girls

1	Anita Gilbert	Kuna	12	19:00.40
2	Leah Moore	Buhl	10	20:05.92
3	Liz Jackson	Jerome	10	20:11.86
4	Amber Cellan	Soda Springs	11	20:12.63
5	Emily Marshall	Jerome	9	20:26.47
6	Abby Peters	Bishop Kelly	11	20:35.47
7	Yvonne Shea	Moscow	11	20:36.08
8	Laura Newell	Emmett	10	20:47.06
9	Diana Percival	Bishop Kelly	11	20:54.15
10	Melissa Bowen	Sugar-Salem	9	20:54.70
11	Crystal Golightly	Preston	10	20:55.08
12	Tara Torgrimson	Sugar-Salem	10	21:01.78
13	Casey Fuller	Sugar-Salem	11	21:06.89
14	Catherine Webb	American Falls	12	21:08.10
15	Angela Bingham	Jerome	11	21:14.25
16	Christine Dunne	Jerome	9	21:17.60
17	Ann Butt	Snake River	11	21:19.30
18	Sally Vail	Vallivue	12	21:21.61
19	Natalie Rasmussen	Soda Springs	9	21:22.16
20	Tai Child	Kuna	10	21:23.70



Steve Prescott

### A-3 Girls

1	Greta Johnson	Potlatch	10	20:16.25
2	Brooke Murphy	McCall-Donnelly	12	20:32.89
3	Amber Strickler	McCall-Donnelly	12	21:01.12
4	Alycia Boyer	Butte County	12	21:06.23
5	Jenni Nelson	Gooding	10	21:21.34
6	Jennifer Fewkes	Fruitland	10	21:24.19
7	Ann Maria Wiggins	Midvale	9	21:24.36
8	Esther Bishop	North Fremont	11	21:37.15
9	Sara Busby	McCall-Donnelly	9	21:37.54
10	Hazel Bishop	North Fremont	10	21:39.63
11	Amanda Taplin	McCall-Donnelly	9	21:39.79
12	Morgan Jankowski	Garden Valley	12	21:43.64
13	Summer Schiess	Teton	12	21:44.35
14	Julie Peterson	Firth	9	21:47.26
15	Jeanne Ratto	Hansen	11	21:55.77
16	Shaylee Brown	Ririe	11	22:10.38
17	Tionna Norman	Dietrich	12	22:11.37
18	Laura Hernandez	Dietrich	10	22:11.59
19	Kelsie Kirkland	McCall-Donnelly	11	22:12.64
20	Robin Southwick	Dietrich	10	22:14.06



# Good Sportsmanship Is *Everyone's* Responsibility



## The Player . . .

1. Lives clean and plays hard.  
Plays for the love of the game.
2. Wins without boasting, loses without excuses and never quits.
3. Respects officials and accepts their decisions without question.
4. Never forgets that he represents his school.

## The Coach . . .



1. Inspires in his athletes a love for the game and the desire to win.
2. Teaches them that it is better to lose fairly than to win unfairly.
3. Leads players and spectators to respect officials by setting them a good example.
4. Demonstrates the principles of integrity and dignity of the sport at all times.

## The Official . . .

1. Knows the rules.
2. Is fair and firm in all decisions.  
Calls them as he sees them.
3. Treats players and coaches courteously and demands the same treatment.
4. Knows the game is for the athletes, and lets them have the spotlight.

## The Spectator . . .

1. Never boos a player or official.
2. Appreciates a good play, no matter who makes it.
3. Exercises self-control and displays good judgement in every action.
4. Gains an understanding and appreciation for the rules of the contest.






# VOLLEYBALL

## A-4 State Champion TROY HIGH SCHOOL

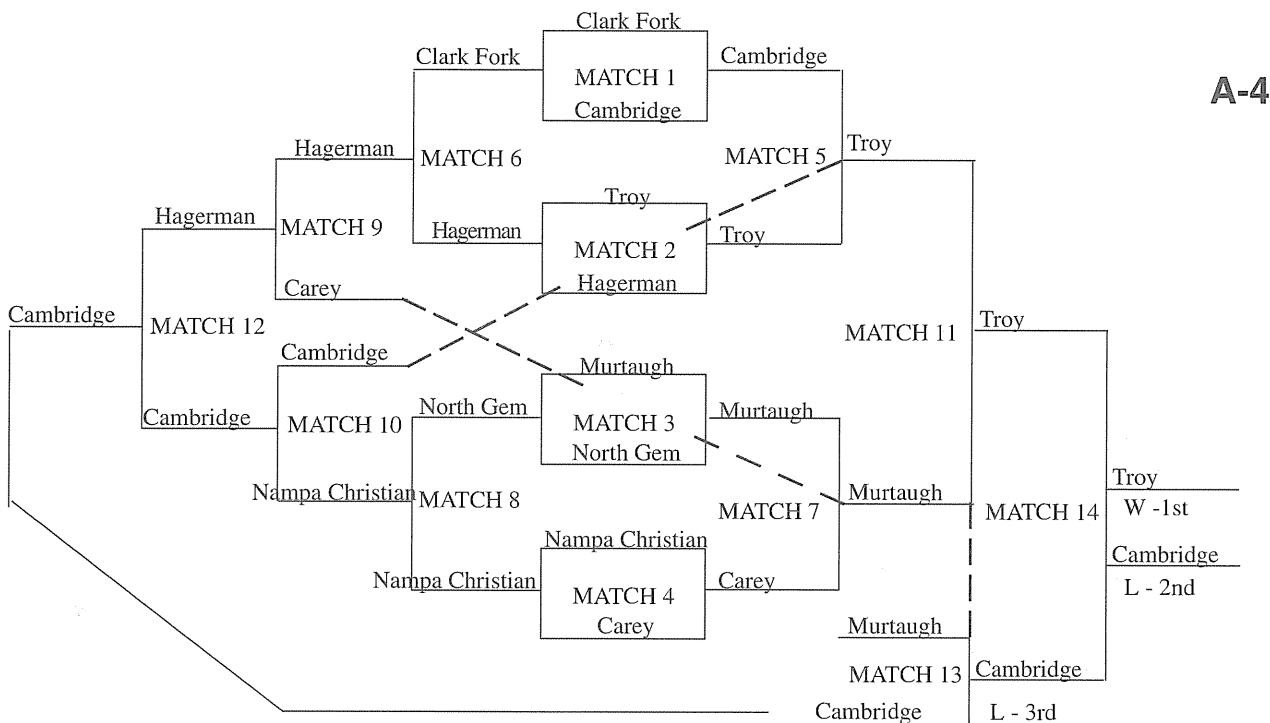


## A-3 State Champion BUTTE COUNTY HIGH SCHOOL

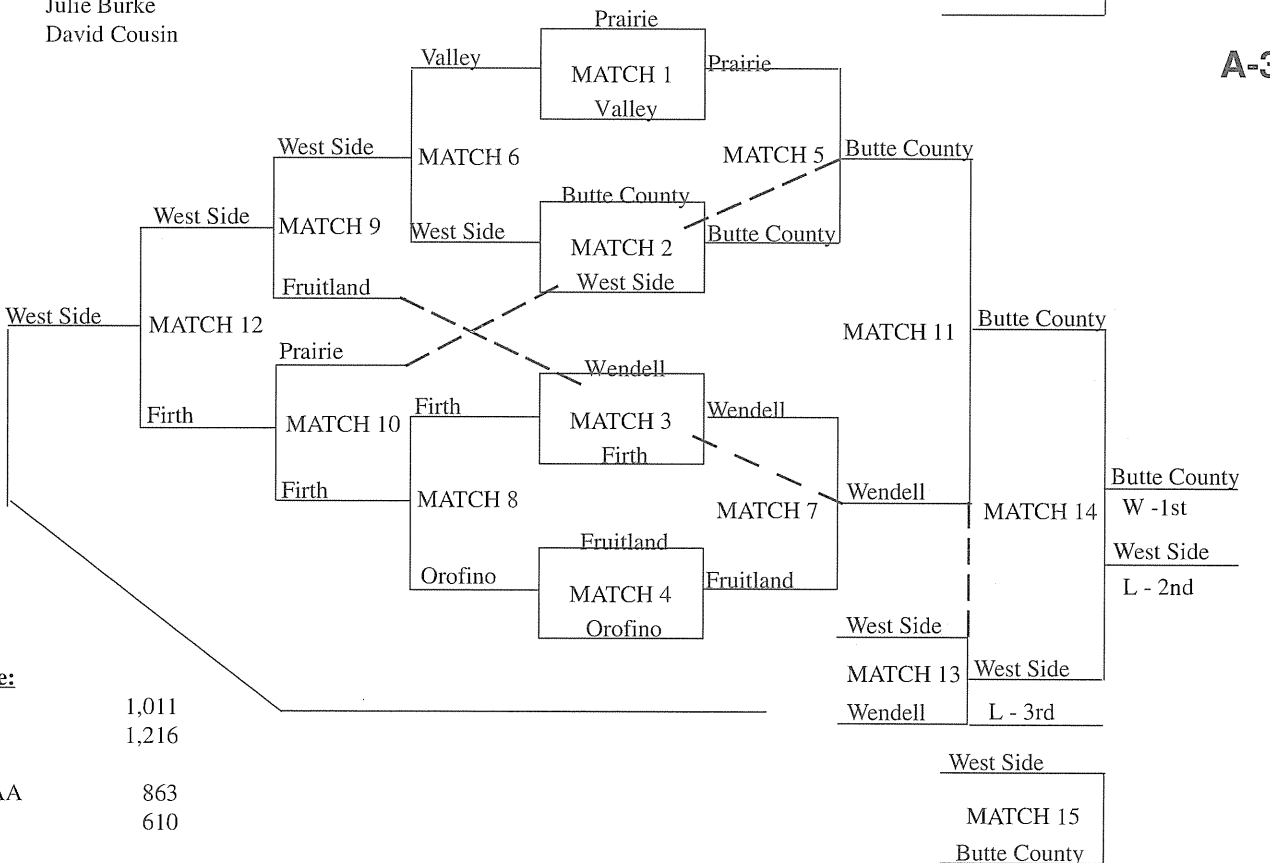


# VOLLEYBALL

## STATE VOLLEYBALL TOURNAMENT November 1-2, 1996 Skyline High School — Idaho Falls



- Officials:**
- District I Cindy Derr
  - District II Sharon Rauch
  - District III Kelly Chapple
  - District IV Holly Cook
  - District V Julie Burke
  - District VI David Cousin



**Attendance:**

General	1,011
Discount	1,216
Passes	
IHSAA	863
UDI	610


# VOLLEYBALL

---

A-2 State Champion  
EMMETT HIGH SCHOOL



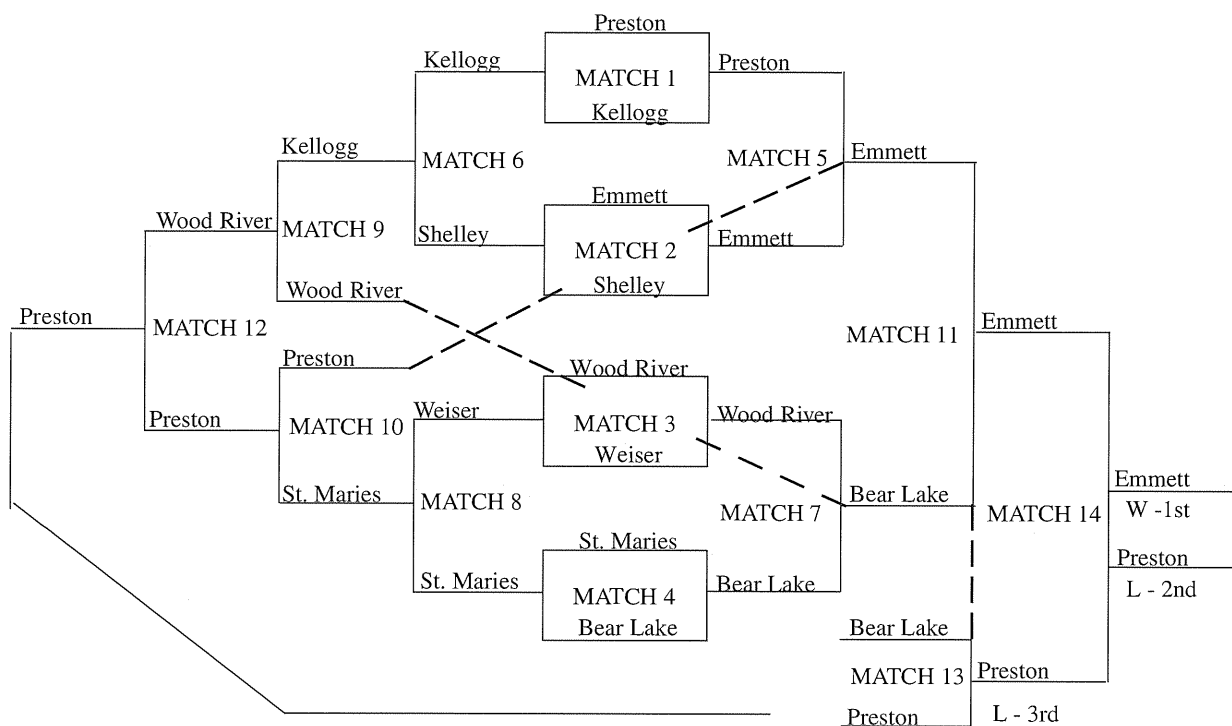
A-1 State Champion  
BONNEVILLE HIGH SCHOOL



# VOLLEYBALL

## STATE VOLLEYBALL TOURNAMENT November 1-2, 1996 Bonneville High School — Idaho Falls

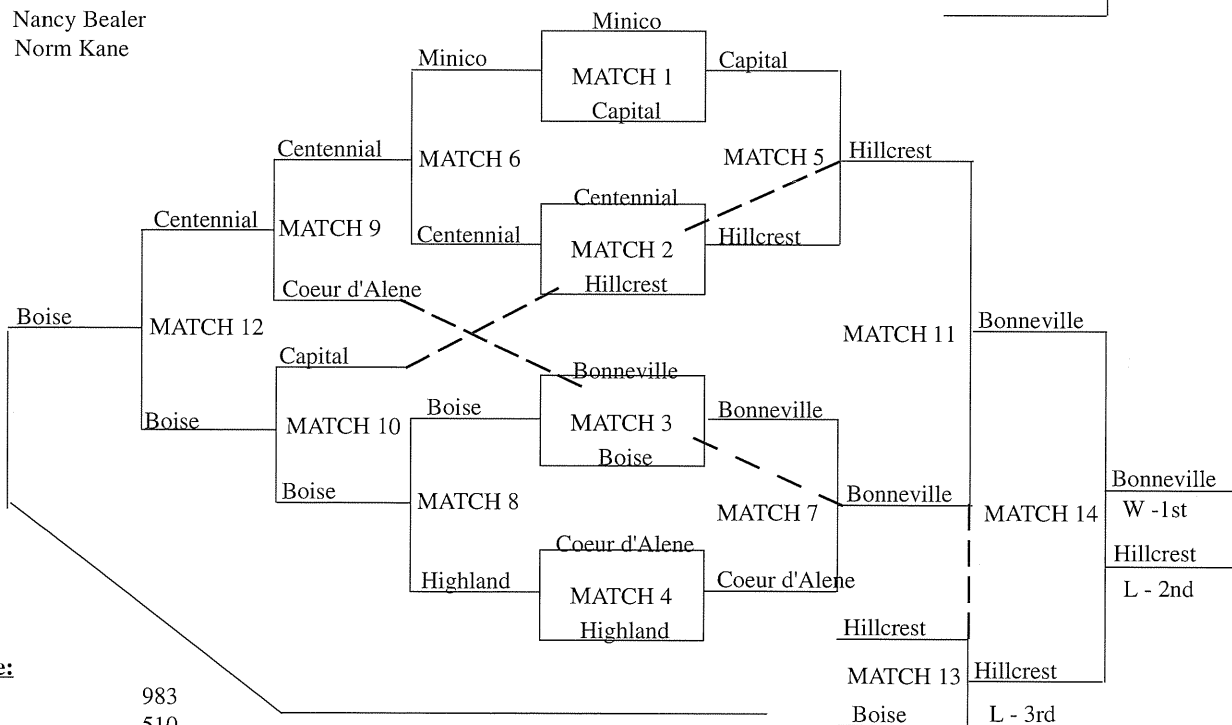
A-2



**Officials:**

- District I Sharon Timblin
- District II Sally Greene
- District III Carmen Hartley
- District IV Heidi Peck
- District V Nancy Bealer
- District VI Norm Kane

A-1




**Attendance:**

General	983
Discount	510
Passes	
IHSAA	596
UDI	536



# FOOTBALL

**A-4 8 Man State Champion  
NORTH GEM HIGH SCHOOL**



**A-4 11 Man State Champion  
MACKAY HIGH SCHOOL**



# FOOTBALL

## 1996 Milk Bowl State Football Tournament November 22-23, 1996

### A-4 8 Man

North Gem - 16  
1  
Cascade - 0

North Gem - 76

5

North Gem - 24

Council - 30

2

Rockland - 20

Council - 30

Lakeside - 58

3

Genesee - 20

Lakeside - 48

6

Deary - 12

Deary - 46

4

Valley Christian - 0

Deary - 66

7

North Gem

Game 1

North Gem vs. Cascade

Date: 11/09/96

Site: North Gem High School

Officials:

Gary Carlson

Loren Capel

Jeff Wilson

Gerald Christensen

Game 2

Council vs. Rockland

Date: 11/09/96

Site: Council High School

Officials:

Bob Hogg

Ed Pearson

Bill McCarrel

Jim Wolfe

Game 3

Lakeside vs. Genesee

Date: 11/08/96

Site: Kibbie Dome

Officials:

Bud Koski

Rick Rasmussen

Ed Hale

Bill Clark

Game 4

Deary vs. Valley Christian

Date: 11/08/96

Site: Kibbie Dome

Officials:

Brian Farmer

Dan Davenport

Tim Ackerman

Bobby Hicks

Doug Thornton

Game 5

North Gem vs. Council

Date: 11/5/96

Site: Holt Arena

Officials:

Doug Carlson

Gary Carlson

Steve Williams

Zane Simmons

Game 6

Lakeside vs. Deary

Date: 11/15/96

Site: Kibbie Dome

Officials:

Bob Burton

Tom Brown

Doug Brown

Shane Anderson

Jim White

Game 7

North Gem vs. Deary

Date: 11/23/96

Site: Holt Arena, Milk Bowl

Officials:

Jack Jones

Paul Schaffeld

Rich Grimes

Tim Messuri

Bill Hartman

### A-4 11 Man

Nampa Christian - 34

1

Nampa Christian - 14

Raft River - 6

3

Mackay - 40

Mackay - 50

2

Mackay - 40

Wilder - 16

Game 1

Nampa Christian vs. Raft River

Date: 11/16/96

Site: Nampa Christian High School

Officials:

Jack Jones

Paul Schaffeld

Rich Grimes

Tim Messuri

Bill Hartman

Game 2

Mackay vs. Wilder

Date: 11/16/96

Site: Holt Arena

Officials:

Chris Gardner

Blaine McInelly

Garth Nelson

Tad Pearson

Mack Shirley

Game 3

Nampa Christian vs. Mackay

Date: 11/22/96

Site: Holt Arena, Milk Bowl

Officials:

Bob Matthews

Duane Stands

Roland Wood


Eldon Arriaga

Reed Tucker




# FOOTBALL

A-1 Division II State Champion  
LEWISTON HIGH SCHOOL



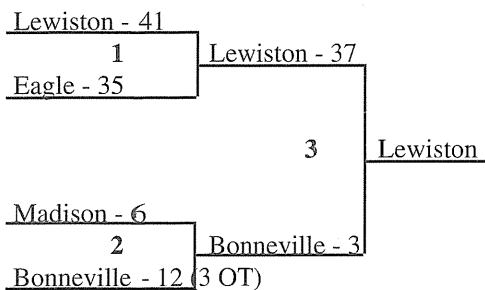
A-1 Division 1 State Champion  
CENTENNIAL HIGH SCHOOL



# FOOTBALL

## 1996 Milk Bowl State Football Tournament November 22-23, 1996

### A-1 Division 2

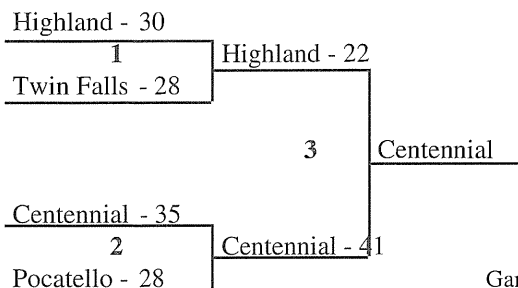


Game 1 Lewiston vs. Eagle  
Date: 11/15/96  
Site: Lewiston High School  
Officials:  
Brian Farmer  
Corky Fazio  
Dan Storey  
Gary Allen  
Bobby Hicks

Game 3 Lewiston vs. Bonneville  
Date: 11/22/96  
Site: Kibbie Dome, Milk Bowl  
Officials:  
Dwight Cooper  
Bob Ruiz  
Ken Maring  
Terry Gorton  
Steve Hudson

Game 2 Madison vs. Bonneville  
Date: 11/15/96  
Site: Holt Arena  
Officials:  
Dave Sire  
Nate Chipman  
Marv Sorenson  
Ross De Luca  
Hugh Foster

### A-1 Division 1



Game 1 Highland vs. Twin Falls  
Date: 11/15/96  
Site: Holt Arena  
Officials:  
Arne Jones  
Dennis Oliver  
Shaw Astin  
Lloyd Frazier  
Jeff Wakley


Game 3 Highland vs. Centennial  
Date: 11/22/96  
Site: Holt Arena, Milk Bowl  
Officials:  
Todd Moss  
Alan Gardner  
Blaine McInelly  
Hugh Foster  
Chris Gardner

Game 2 Centennial vs. Pocatello  
Date: 11/15/96  
Site: Bronco Stadium  
Officials:  
Bill Hartman  
Paul Schaffeld  
Rich Grimes  
Tim Messuri  
Jack Jones

# FOOTBALL

---

A-2 State Champion  
SNAKE RIVER HIGH SCHOOL



## Good Sportsmanship . . .

. . . Touches the lives of the people who participate

. . . Elevates humanity

. . . Sets a high moral tone




If you're on the field or in the stands,  
play fair.

**BE A GOOD SPORT**

# FOOTBALL

## 1996 Milk Bowl State Football Tournament November 22-23, 1996

A-2



Game 1 Bonners Ferry vs. Middleton  
Date: 11/09/96  
Site: Bonners Ferry High School  
Officials:  
Bob Burton  
Roger Stewart  
Jim Waite  
Terry Gorton  
Shane Anderson

Game 2 Bishop Kelly vs. St. Maries  
Date: 11/09/96  
Site: Bishop Kelly High School  
Officials:  
Bill Hartman  
Paul Schaffeld  
Rich Grimes  
Tim Messuri  
Jack Jones

Game 3 Snake River vs. Sugar-Salem  
Date: 11/09/96  
Site: Holt Arena  
Officials:  
Dennis Oliver  
Merlin Blad  
Zane Simmons  
Greg Harding  
Jeff Wakeley

Game 4 Jerome vs. Soda Springs  
Date: 11/09/96  
Site: Holt Arena  
Officials:  
Art Watkins  
Roland Wood  
Mel Hine  
Sean Standley  
Paul Ostyn

Game 5 Middleton vs. Bishop Kelly  
Date: 11/16/96  
Site: Bishop Kelly High School  
Officials:  
Joe Yraguen  
Jerry Helgeson  
Kay Engelking  
Dan Yraguen  
Tim Gridley


Game 6 Snake River vs. Jerome  
Date: 11/16/96  
Site: Holt Arena  
Officials:  
Gerald Christensen  
Roger Kunz  
Merlin Blad  
Cal Brian  
Greg Harding

Game 7 Bishop Kelly vs. Snake River  
Date: 11/22/96  
Site: Holt Arena, Milk Bowl  
Officials:  
Brian Farmer  
Corky Fazio  
Mike Moon  
Gary Allen  
Bobby Hicks

# FOOTBALL

---

## A-3 State Champion PARMA HIGH SCHOOL



### SPORTSMANSHIP/CITIZENSHIP


The goal of the interscholastic program is not to develop the participants into All-Americans, but better Americans out of ALL participants

**Sportsmanship:** One who abides by the rules of a contest and accepts victory or defeat graciously. . .

# FOOTBALL

## 1996 Milk Bowl State Football Tournament November 22-23, 1996

A-3



Game 1 Parma vs. Grangeville  
Date: 11/09/96  
Site: Parma High School  
Officials:  
Tim Gridley  
Joe Yraguen  
Jerry Helgeson  
Kay Engelking

Game 2 Kamiah vs. Wendell  
Date: 11/09/96  
Site: Kamiah High School  
Officials:  
Jim Bershaw  
Monte Davis  
Dan Judd  
Mike Smetana  
Jack O'Hara

Game 3 Teton vs. North Fremont  
Date: 11/08/96  
Site: Holt Arena  
Officials:  
Chris Gardner  
Alan Gardner  
Todd Moss  
Hugh Foster  
Mack Shirley

Game 4 Glens Ferry vs. West Jefferson  
Date: 11/08/96  
Site: Holt Arena  
Officials:  
Reed Tucker  
Larry Edgar  
Mardy Hurd  
Jim Brown  
Eldon Arriaga

Game 5 Parma vs. Wendell  
Date: 11/16/96  
Site: Wendell High School  
Officials:  
Mel Hine  
Bruse Hessfeld  
Dan Creek  
Chris Bitton  
Paul Ostyn

Game 6 Teton vs. Glens Ferry  
Date: 11/16/96  
Site: Holt Arena  
Officials:  
Todd Moss  
Alan Gardner  
Rod Hughes  
Bob Matthews  
Randy Ivie

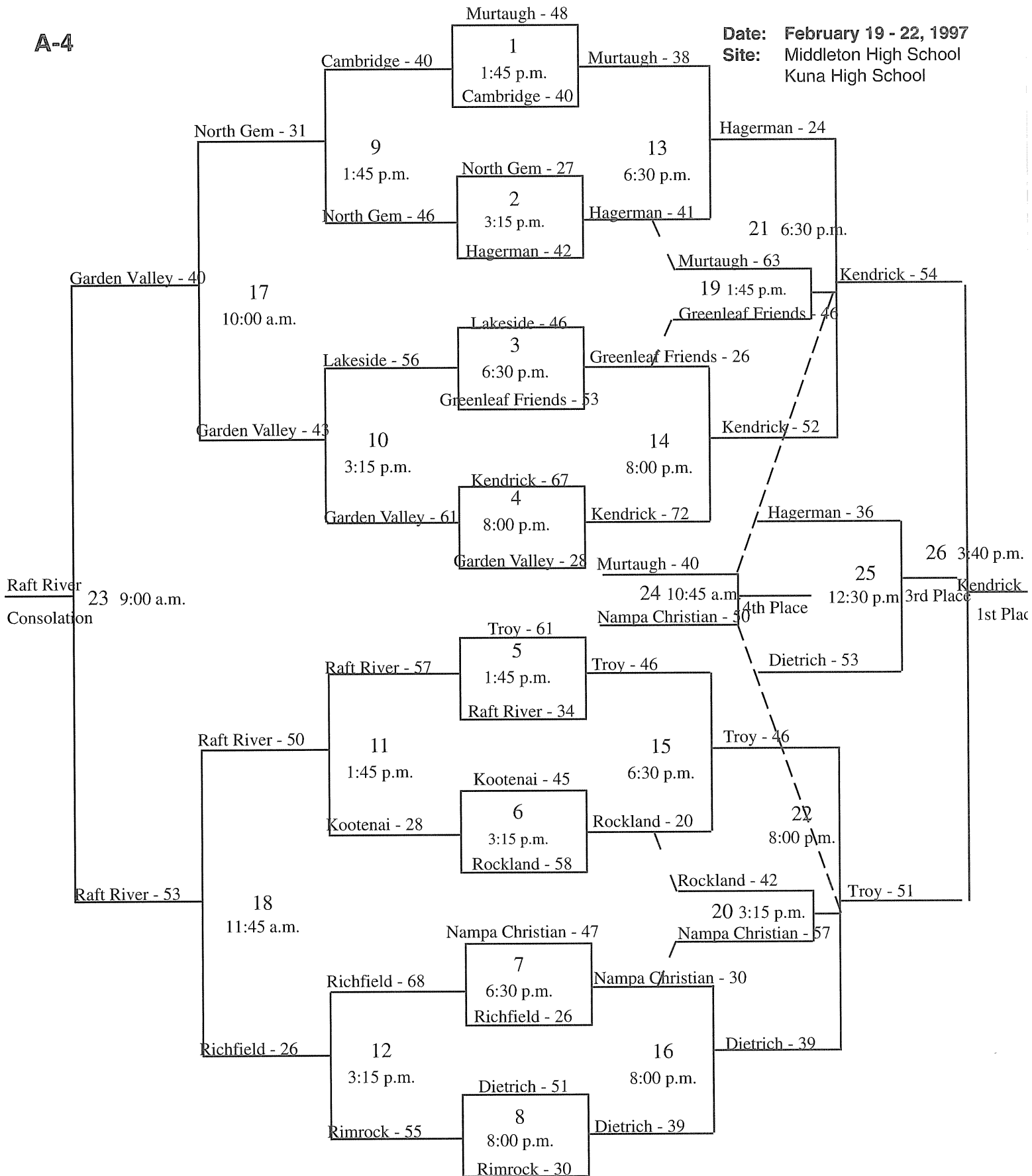
Game 7 Parma vs. Glens Ferry  
Date: 11/22/96  
Site: Holt Arena, Milk Bowl  
Officials:  
Gary Carlson  
Arne Jones  
Doug Carlson  
Jeff Wakeley  
Scott Marchand



# GIRLS BASKETBALL

**A-4**


**Date:** February 19 - 22, 1997  
**Site:** Middleton High School  
 Kuna High School



# GIRLS BASKETBALL

---

## A-4 State Champion KENDRICK HIGH SCHOOL



## A-3 State Champion PRAIRIE HIGH SCHOOL




# GIRLS BASKETBALL

---

## A-1 State Champion BORAH HIGH SCHOOL




## A-2 State Champion BUHL HIGH SCHOOL



# GIRLS BASKETBALL

## A-1

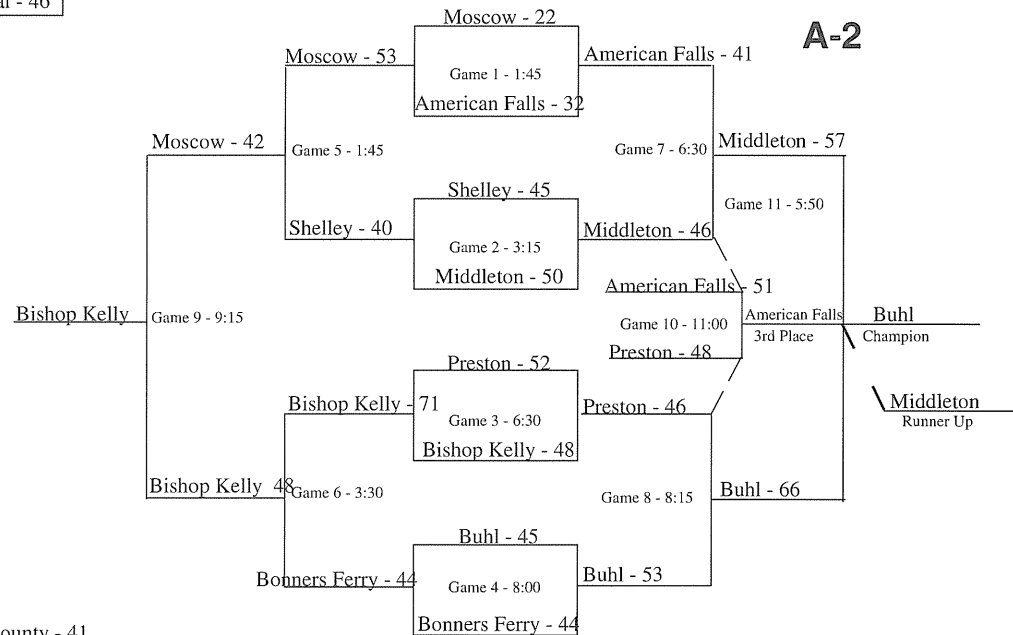


**Date:** February 20 - 22, 1997  
**Site:** A-1 — The Idaho Center, Nampa  
 A-2 — Centennial High School  
 A-3 — Vallivue High School

**A-1/A-2 Attendance:**  
 General 5,549  
 Discount 4,088  
 IHSAA Passes 1,271  
 Dairymen 1,643


- Officials:**
- istrict I John Posnick, Steve Hudson, Dave Oakes
  - istrict II Dean Roy, Darren Malm, Greg Billups
  - istrict III Kay Engelking, Tim Gridley, Dallas Flisher, Matt Strong
  - istrict IV Gary Krumm, Alan Howa, Tracy Perron, Tim Campbell
  - istrict V Greg Harding, Gary Carlson, Doug Carlson
  - istrict VI Hugh Foster, Kerry Martin, Brant Kerbs

## A-2



**A-3/A-4 Attendance:**  
 General 2,899  
 Discount 2,147  
 IHSAA Passes 819  
 Dairymen 1,192

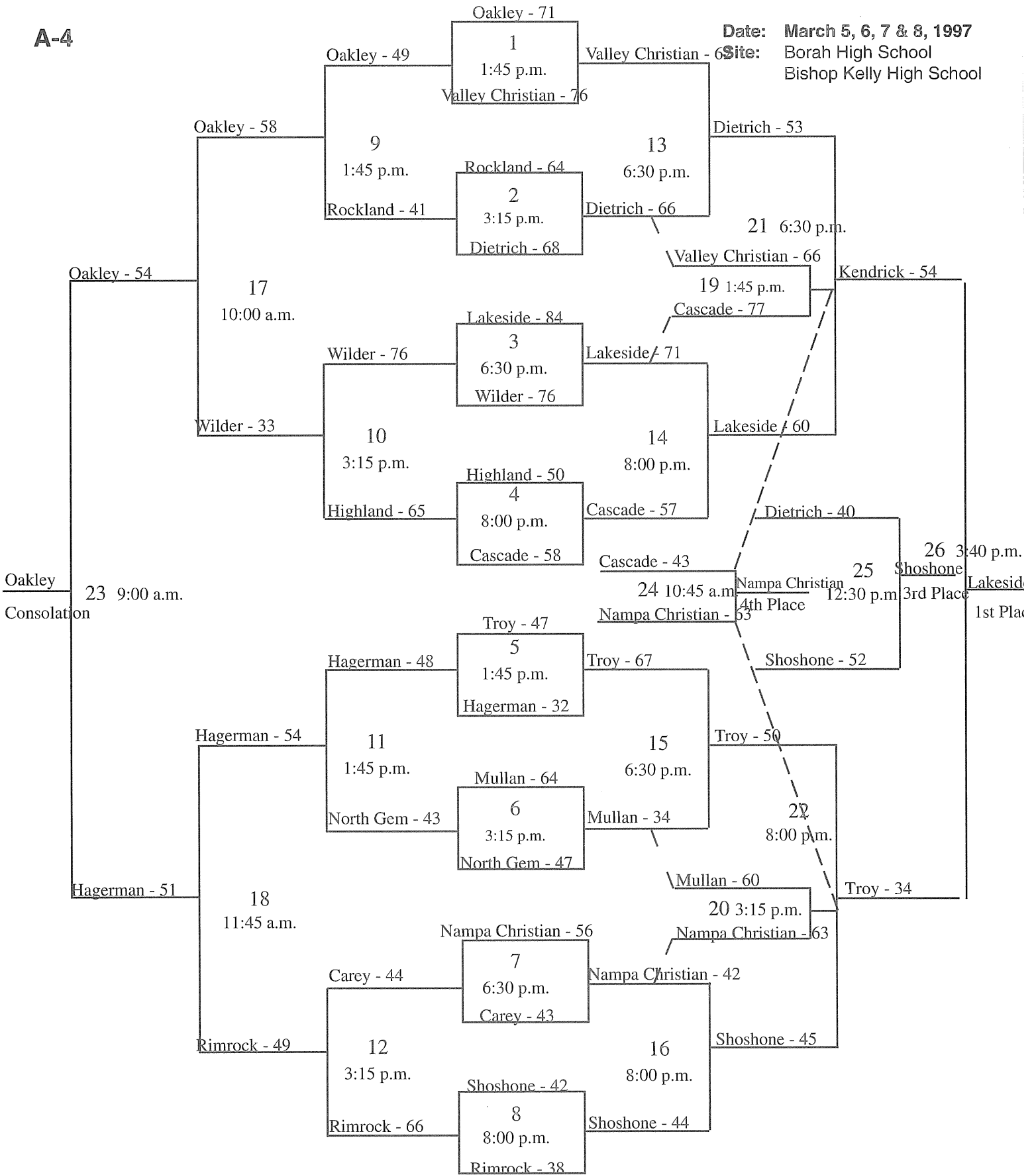
## A-3



# BOYS BASKETBALL

**A-4**

**Date:** March 5, 6, 7 & 8, 1997  
**Site:** Borah High School  
 Bishop Kelly High School







# BOYS BASKETBALL

---

A-4 State Champion  
LAKESIDE HIGH SCHOOL




A-3 State Champion  
TETON HIGH SCHOOL






# BOYS BASKETBALL

## A-1 State Championship MADISON HIGH SCHOOL

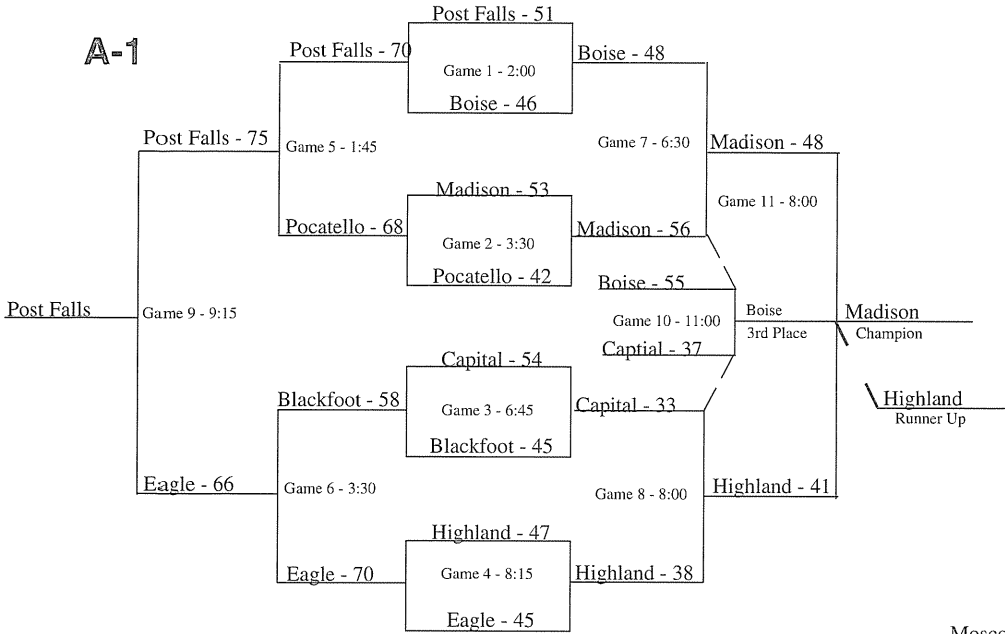


## A-2 State Championship MOSCOW HIGH SCHOOL



# BOYS BASKETBALL

**A-1**



**Date:** March 6, 7 & 8, 1997

**Site:** A-1 — The Idaho Center, Nampa  
 A-2 — Meridian High School  
 A-3 — Capital High School

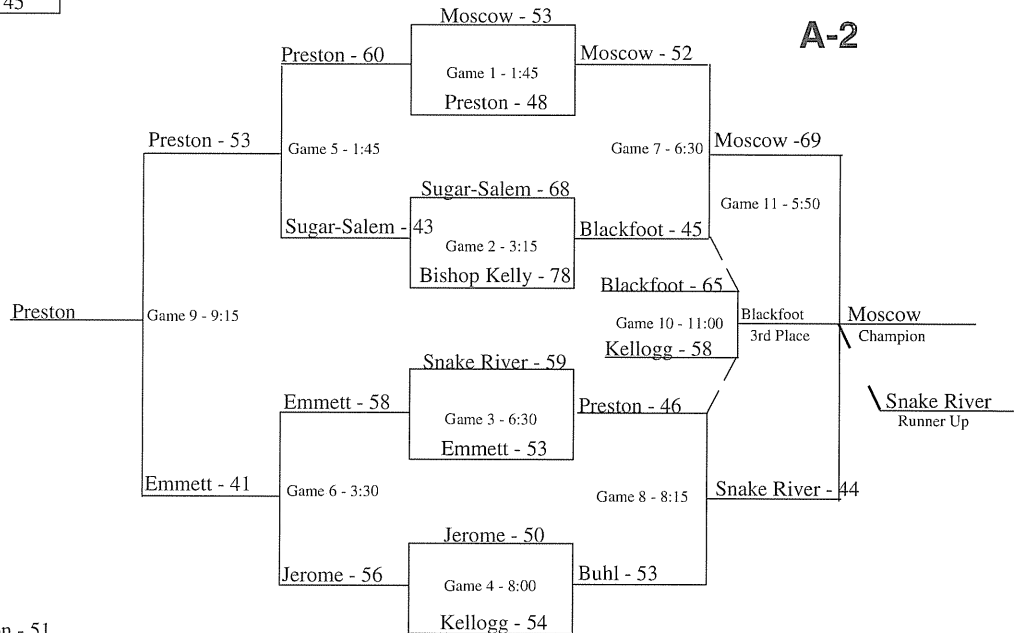
**A-1/A-2 Attendance:**

General	8,271
Discount	7,321
IHSAA Passes	4,233
Dairymen	2,411


**Officials:**

- District I Bill Bopp, Doug Olin, Scott Peterson
- District II Dean Roy, Jason Mercer, Darren Malm
- District III Darren Krzesnik, Larry Lincoln Perry Kerfoot, Vince Leedy
- District IV Lynn Nielsen, Jeff Hall, Rollie Thomason, Mark Schaal
- District V Merlin Blad, Greg Harding, Doug Carlson
- District VI Hugh Foster, Kent Marboe, Lynn Smith

**A-2**



**A-3**



**A-3/A-4 Attendance:**

General	8,271
Discount	4,319
IHSAA Passes	2,309
Dairymen	3,646

# WRESTLING

## A-1 1997 State Individual Winners Holt Arena, Pocatello Feb. 27-March 1, 1997



**103 LBS.**

1. Al Mack (11) Post Falls
2. Marty Croft (10) Idaho Falls
3. Joseph Corral (10) Meridian
4. Dustin Armstrong (10) Pocatello
5. Bryce Waters (10) Bonneville
6. Jake McDonald (9) Sandpoint



**112 LBS.**

1. Jed Clarke (11) Pocatello
2. James Hudman (11) Highland
3. Buzz Townsend (10) Idaho Falls
4. Beau Hawkes (11) Caldwell
5. Arkie Clapier (10) Minico
6. Nick Ponce (9) Bonneville



**119 LBS.**

1. Jared Lawrence (11) Sandpoint
2. Kirk Nestler (12) Pocatello
3. Caleb Norviel (11) Hillcrest
4. Shawn Bowman (11) Borah
5. Brandon Halpin (10) Idaho Falls
6. Sandy Lilya (12) Blackfoot



**125 LBS.**

1. Justin Hugo (12) Eagle
2. Zach Vaughan (12) Sandpoint
3. C J Campbell (11) Blackfoot
4. Cody Crawford (11) Sandpoint
5. Jake Williams (11) Bonneville
6. Taylor Hunter (11) Idaho Falls



**130 LBS.**

1. Judd Wilcox (12) Madison
2. Chris King (10) Idaho Falls
3. Mike Olivotti (12) Eagle
4. Kurt Holverson (12) Skyline
5. Josh Richardson (12) Hillcrest
6. Kurt Holverson (12) Skyline

Team Champions	
1. Idaho Falls	239.5
2. Sandpoint	145.0
3. Meridian	122.5
4. Minico	102.0



**135 LBS.**

1. Fred Bartlett (10) Meridian
2. Pete Hodges (11) Idaho Falls
3. Jacob Chandler (12) Nampa
4. Jamie Berenger (11) Minico
5. Chris Folk (12) Mountain Home
6. Shane Armstrong (10) Eagle



**140 LBS.**

1. Garry Little (12) Meridian
2. Shawn Garner (12) Sandpoint
3. Russ Bird (11) Idaho Falls
4. Tyler Nelson (12) Borah
5. Sam Clements (12) Madison
6. Joe Morriss (12) Nampa

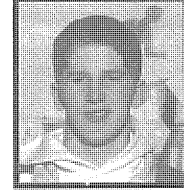


**145 LBS.**

1. Nate Mayer (12) Capital
2. Torry Taylor (10) Idaho Falls
3. Josh Norbryhn (12) Skyview
4. Sam Anderson (12) Highland
5. Rhett Bowlden (12) Pocatello
6. Nick Alexander (12) Skyline


### OFFICIALS

- |                |                   |
|----------------|-------------------|
| Merrill Owens  | Bob Grigg         |
| Gary Canaday   | Gary Kamo         |
| Paul Schaffeld | Dale Mowrer       |
| Craig Maki     | Matt Schvaneveldt |
| Arne Jones     | Fred Hughes       |
| Randy Maughan  | Roger Hanson      |




**152 LBS.**

1. Rustan Burton (11) Madison
2. Pat Larson (12) Sandpoint
3. Jesse Peralez (11) Minico
4. Fred Bullets (11) Idaho Falls
5. Travis Swam (12) Lewiston
6. John Judd (12) Rigby



**160 LBS.**

1. Spencer Johnson (12) Idaho Falls
2. A J Chubb (12) Sandpoint
3. Travis Mondock (12) Bonneville
4. Pat Adams (12) Minico
5. Erik Larson (12) Centennial
6. Jake McConnell (11) Idaho Falls




**171 LBS.**

1. Matt Sorenson (12) Bonneville
2. Austin Arthur (11) Minico
3. Bryan Roberts (12) Post Falls
4. Mike Johnson (12) Capital
5. Zac Jockumsen (11) Idaho Falls
6. Jake Ball (10) Pocatello



**189 LBS.**

1. Nick Palmertree (12) Meridian
2. Andy Imel (12) Boise
3. Cody Bowers (12) Burley
4. Abe Collard (12) Idaho Falls
5. Brad Wallace (12) Pocatello
6. Jon Biggins (11) Centennial



**275 LBS.**

1. Laki Ah Hi (12) Lewiston
2. Phil Colborn (11) Idaho Falls
3. Matt Smith (11) Post Falls
4. Brent Daniel (12) Nampa
5. Ryan Sass (12) Meridian
6. Lance Barber (12) Madison


# WRESTLING

## A-2 1997 State Individual Winners Holt Arena, Pocatello Feb. 27-March 1, 1997




**103 LBS.**

- |                         |             |
|-------------------------|-------------|
| 1. Clint Wolfley (9)    | Snake River |
| 2. Greg Holman (9)      | Sugar-Salem |
| 3. Tarl Vickers (9)     | Weiser      |
| 4. Travis Duffey (10)   | St. Maries  |
| 5. Reggie McIntyre (11) | Jerome      |
| 6. Jeremy Linam (11)    | Buhl        |



**112 LBS.**

- |                         |                |
|-------------------------|----------------|
| 1. James Evans (11)     | American Falls |
| 2. Jared Wolfley (11)   | Snake River    |
| 3. Terrence Howard (12) | Sugar-Salem    |
| 4. Gabriel Zavala (11)  | Weiser         |
| 5. Lynn Gerney (11)     | Emmett         |
| 6. Spencer Winward (12) | Soda Springs   |



**119 LBS.**

- |                        |               |
|------------------------|---------------|
| 1. Justin Madsen (11)  | Jerome        |
| 2. Mark Kirby (11)     | Soda Springs  |
| 3. Bryce Andrews (11)  | Shelley       |
| 4. Antonio Zavala (10) | Weiser        |
| 5. Rayce Angell (12)   | South Fremont |
| 6. Lucas Blaine (10)   | Priest River  |



**125 LBS.**

- |                          |               |
|--------------------------|---------------|
| 1. Marcus Michaelis (12) | Middleton     |
| 2. Jarvis Taylor (11)    | Snake River   |
| 3. Matt Gaver (12)       | Jerome        |
| 4. Jesus Chel (12)       | Weiser        |
| 5. Winter Braden (11)    | Bonnors Ferry |
| 6. Kelly Erickson (11)   | Weiser        |




**130 LBS.**

- |                          |              |
|--------------------------|--------------|
| 1. Tony Price (12)       | Sugar-Salem  |
| 2. Anthony Bartlett (11) | Buhl         |
| 3. Chad Etcheverry (12)  | Soda Springs |
| 4. Josh Burbank (12)     | Preston      |
| 5. Bill Hintz (12)       | Bishop Kelly |
| 6. Justin Erickson (11)  | Weiser       |



**152 LBS.**

- |                         |                |
|-------------------------|----------------|
| 1. Matt Cobb (11)       | Weiser         |
| 2. Sean Barnhart (12)   | Lakeland       |
| 3. Marshall Winder (12) | Sugar-Salem    |
| 4. T J Horton (12)      | American Falls |
| 5. David Nelson (12)    | Preston        |
| 6. Scott Mortenson (11) | Snake River    |




**160 LBS.**

- |                       |              |
|-----------------------|--------------|
| 1. Kade Shawver (12)  | Snake River  |
| 2. Rowdy Johnson (12) | Marsh Valley |
| 3. Matt Winder (12)   | Sugar-Salem  |
| 4. Ben Hanson (11)    | Salmon       |
| 5. Ryan Merrell (11)  | Bear Lake    |
| 6. Tanner Davis (11)  | Buhl         |



**171 LBS.**

- |                         |             |
|-------------------------|-------------|
| 1. Nathan Pascoe (12)   | Lakeland    |
| 2. Stephen Morley (12)  | Middleton   |
| 3. Nathan Bradford (11) | Preston     |
| 4. Nate Adams (12)      | Wood River  |
| 5. Lucas Johnson (12)   | Emmett      |
| 6. O'Shane Bedke (11)   | Sugar-Salem |



**189 LBS.**

- |                          |            |
|--------------------------|------------|
| 1. Ty Matthews (11)      | Jerome     |
| 2. Tyrel Hendrix (12)    | Kellogg    |
| 3. Kellan Fluckiger (11) | Preston    |
| 4. Tim Young (12)        | Emmett     |
| 5. Rodney Hill (10)      | St. Maries |
| 6. Travis Dees (12)      | Shelley    |




**275 LBS.**

- |                     |             |
|---------------------|-------------|
| 1. James Huml (11)  | Sugar-Salem |
| 2. Boe Rushton (11) | Wood River  |
| 3. Bill Hawker (12) | Weiser      |
| 4. Jack Allman (12) | St. Maries  |
| 5. Clark See (12)   | Kuna        |
| 6. Jared Kam (11)   | Sugar-Salem |

### Team Champions

- |                |       |
|----------------|-------|
| 1. Sugar-Salem | 195.5 |
| 2. Weiser      | 158.5 |
| 3. Snake River | 115.0 |
| 4. Jerome      | 100.0 |



**135 LBS.**

- |                           |              |
|---------------------------|--------------|
| 1. Tyler Schwendiman (12) | Sugar-Salem  |
| 2. Quinton Holbrook (12)  | Priest River |
| 3. Jamie Wolff (12)       | Bear Lake    |
| 4. Tom Howell (12)        | Buhl         |
| 5. Tyson Campbell (11)    | Preston      |
| 6. Fred Ruiz (12)         | Weiser       |



**140 LBS.**

- |                         |              |
|-------------------------|--------------|
| 1. Jake Stark (11)      | Priest River |
| 2. Ted Larsen (10)      | Wood River   |
| 3. Trevor Campbell (12) | Marsh Valley |
| 4. Jason Clemens (12)   | Emmett       |
| 5. Luke Chivers (10)    | Buhl         |
| 6. Jason Peebles (12)   | Sugar-Salem  |



**145 LBS.**

- |                         |          |
|-------------------------|----------|
| 1. Sam Eckhart (12)     | Kuna     |
| 2. Travis Pascoe (9)    | Lakeland |
| 3. Nick Nihill (11)     | Buhl     |
| 4. Tobe Harberd (12)    | Weiser   |
| 5. Chris Balmforth (11) | Shelley  |
| 6. Jake Jakovac (11)    | Salmon   |

### OFFICIALS

- |                |                   |
|----------------|-------------------|
| Merrill Owens  | Bob Grigg         |
| Gary Canaday   | Gary Kamo         |
| Paul Schaffeld | Dale Mowrer       |
| Craig Maki     | Matt Schvaneveldt |
| Arne Jones     | Fred Hughes       |
| Randy Maughan  | Roger Hanson      |


# WRESTLING

## A-3 1997 State Individual Winners Holt Arena, Pocatello Feb. 27 - March 1, 1997




**103 LBS.**

- |                       |                 |
|-----------------------|-----------------|
| 1. Jon Padgett (10)   | Fruitland       |
| 2. Josh Hersel (9)    | McCall-Donnelly |
| 3. Dustin Searle (9)  | West Jefferson  |
| 4. Clint Price (11)   | Malad           |
| 5. Nathan Malcom (11) | Firth           |
| 6. Jordan Joseph (12) | Fruitland       |




**112 LBS.**

- |                        |               |
|------------------------|---------------|
| 1. Lex Case (9)        | North Fremont |
| 2. Eric Buehler (11)   | Malad         |
| 3. Nathan Hawkins (10) | Teton         |
| 4. Brent Clark (11)    | Declo         |
| 5. Alan Fransen (9)    | North Fremont |
| 6. Chris Hirai (10)    | Wendell       |



**119 LBS.**

- |                       |                |
|-----------------------|----------------|
| 1. Jake Summers (11)  | West Jefferson |
| 2. Dusty Mars (12)    | Glenns Ferry   |
| 3. Pete Moses (11)    | Parma          |
| 4. Trent Mumford (11) | West Side      |
| 5. Ryan Findlay (10)  | Grace          |
| 6. Tuc Atchley (10)   | North Fremont  |



**125 LBS.**

- |                         |                 |
|-------------------------|-----------------|
| 1. Jacob Leck (11)      | North Fremont   |
| 2. Jeremie Robbins (11) | Firth           |
| 3. Jake Hersel (11)     | McCall-Donnelly |
| 4. Adam Mars (10)       | Glenns Ferry    |
| 5. Kevin Clark (12)     | Declo           |
| 6. Chad Jensen (11)     | Challis         |



**130 LBS.**

- |                        |                |
|------------------------|----------------|
| 1. Kris Hill (12)      | Teton          |
| 2. Lonnie Edwards (12) | Filer          |
| 3. Jared Bake (12)     | Parma          |
| 4. Brian Payton (11)   | Kamiah         |
| 5. Gordon Wood (11)    | West Jefferson |
| 6. Alan Reynolds (10)  | North Fremont  |

### Team Champions

- |                   |       |
|-------------------|-------|
| 1. North Fremont  | 157.0 |
| 2. Malad          | 124.0 |
| 3. West Jefferson | 113.0 |
| 4. Ririe          | 94.5  |



**135 LBS.**

- |                       |                |
|-----------------------|----------------|
| 1. Ian Olson (12)     | Ririe          |
| 2. Cortney Jones (11) | North Fremont  |
| 3. Collin Hunter (12) | West Jefferson |
| 4. Jason Butts (11)   | Challis        |
| 5. Mike Hook (10)     | Grace          |
| 6. Lupe Garcia (10)   | Glenns Ferry   |



**140 LBS.**

- |                        |                   |
|------------------------|-------------------|
| 1. Spencer Barzee (12) | West Jefferson    |
| 2. Troy Hall (11)      | Clearwater Valley |
| 3. Tony Chandler (12)  | Wendell           |
| 4. Alma Nelson (12)    | Firth             |
| 5. Brent Willey (10)   | McCall-Donnelly   |
| 6. Ryan O'Connor (12)  | Teton             |



**145 LBS.**

- |                          |               |
|--------------------------|---------------|
| 1. Jared Robbins (12)    | Malad         |
| 2. Isaac MacKenzie (11)  | Fruitland     |
| 3. Larry Gillett (11)    | Gooding       |
| 4. Dallas Gustavson (12) | Potlatch      |
| 5. Jed Clark (10)        | North Fremont |
| 6. Tom Bullock (12)      | Challis       |

### OFFICIALS

- |                |                   |
|----------------|-------------------|
| Merrill Owens  | Bob Grigg         |
| Gary Canaday   | Gary Kamo         |
| Paul Schaffeld | Dale Mowrer       |
| Craig Maki     | Matt Schvaneveldt |
| Arne Jones     | Fred Hughes       |
| Randy Maughan  | Roger Hanson      |



**152 LBS.**

- |                             |           |
|-----------------------------|-----------|
| 1. Shayne Charlesworth (12) | Ririe     |
| 2. Brian Schow (11)         | Malad     |
| 3. JR Neal (12)             | Gooding   |
| 4. Tim Farrow (10)          | Fruitland |
| 5. Stephen Kessinger (12)   | Orofino   |
| 6. Jackson Mangis (12)      | Teton     |



**160 LBS.**

- |                          |               |
|--------------------------|---------------|
| 1. Ryan Reed (12)        | Ririe         |
| 2. Jonathan Oldham (12)  | North Fremont |
| 3. Brandon Rigby (12)    | North Gem     |
| 4. Lijah Calderwood (10) | Teton         |
| 5. Tim Richey (12)       | Gooding       |
| 6. Justin Cutler (12)    | Wendell       |




**171 LBS.**

- |                          |          |
|--------------------------|----------|
| 1. Lonnie Osterhout (11) | Declo    |
| 2. Druce Summers (12)    | Ririe    |
| 3. T J Ringling (11)     | Wendell  |
| 4. Stephan Engle (11)    | Kimberly |
| 5. Tom Uhlenkott (12)    | Prairie  |
| 6. Roy Ayala (12)        | Homedale |



**189 LBS.**

- |                         |            |
|-------------------------|------------|
| 1. Seth Dean (11)       | Prairie    |
| 2. Tyler Stoker (11)    | Declo      |
| 3. Layne Richins (12)   | Malad      |
| 4. Cory Farrow (11)     | Fruitland  |
| 5. Jacky Lindsay (11)   | Wendell    |
| 6. Luke Montgomery (12) | Raft River |



**275 LBS.**

- |                        |                   |
|------------------------|-------------------|
| 1. Bart Johnson (12)   | Clearwater Valley |
| 2. Mike Coelho (12)    | Wendell           |
| 3. Doug Bennett (12)   | Parma             |
| 4. Nathan Gunnell (12) | North Fremont     |
| 5. Justin Nuxoll (12)  | Prairie           |
| 6. Rocky Jones (12)    | Raft River        |



# TRACK AND FIELD

Attendance: General 4,131  
 Discount 1,981  
 IHSA passes 2,667  
 Dairymen 1,031  
 Total 9,810

May 16-17, 1997  
**1997 State Track Meet**  
**Boise State University**

Officials: Ben Allen, Starter  
 Terry Jensen, Starter  
 Moke Strong, Starter  
 Bruce Sweeney, Starter  
 Bob Ranells, Referee  
 Jerry Kleinkopf, Ass't. Referee

## Team Results

A-1 GIRLS		A-2 GIRLS		A-3 GIRLS		A-4 GIRLS	
1 Eagle	71	1 Emmett	78	1 Firth	92	1 Raft River	86
2 Pocatello	59	2 Kuna	73	2 Grangeville	70	2 Cambridge	48
3 Meridian	44	3 Bishop Kelly	53	3 Homedale	55	2 Nampa Christian	48
4 Madison	42	4 Jerome	40	4 Butte County	44	4 Carey	43
5 Rigby	40	5 Payette	38.50	5 McCall-Donnelly	38	5 Kootenai	42
5 Highland	40	6 Vallivue	31	6 Declo	33	6 Deary	32
7 Twin Falls	36	7 Salmon	28	7 Ririe	28	7 Dietrich	31
8 Boise	35	8 Marsh Valley	26	8 Gooding	24	7 North Gem	31
8 Skyline	35	9 American Falls	24	8 Orofino	24	9 Midvale	24
10 Hillcrest	27	9 Middleton	24	10 Melba	23	10 Salmon River	18
10 Capital	27	11 Snake River	18	11 Teton	20	11 Garden Valley	16
12 Minico	26	11 South Fremont	18	12 Parma	18	11 Rockland	16
13 Coeur d' Alene	24	11 Sugar-Salem	18	13 North Fremont	14	13 Murtaugh	14
14 Borah	18	14 Buhl	16	14 New Plymouth	12	14 Hagerman	12
15 Centennial	17	15 Kellogg	15.50	14 Challis	12	14 Richfield	12
16 Idaho Falls	8	16 Bear Lake	12	14 Filer	12	14 Greenleaf Friends	12
17 Sandpoint	5	17 Priest River	11	17 Malad	10	14 Troy	12
18 Post Falls	2	18 Moscow	10	18 Aberdeen	8	18 Notus	10
19 Lake City	1	19 Wood River	9	18 Wendell	8	18 Oakley	10
19 Lewiston	1	20 Soda Springs	5	18 Potlatch	8	20 Cascade	8
		21 Weiser	4	21 West Side	2	21 Highland	7
		21 Preston	4	21 West Jefferson	2	22 Camas County	6
		23 Lakeland	2	23 Fruitland	1	23 Clark County	5
						23 Horseshoe Bend	5
						25 Council	2
						25 Maranatha	2
						25 Hansen	2
						28 Nezperce	1
A-1 BOYS		A-2 BOYS		A-3 BOYS		A-4 Boys	
1 Twin Falls	67	1 Jerome	110	1 Grangeville	62	1 Raft River	62
2 Boise	65.50	2 Middleton	56	2 Homedale	61	2 Nampa Christian	53
3 Lewiston	54	3 Bishop Kelly	48	3 Declo	58	2 Carey	53
4 Madison	41	4 Soda Springs	38	4 Orofino	44	4 Murtaugh	43
5 Highland	36	5 Vallivue	32	5 Kimberly	38	5 Highland	38
6 Idaho Falls	34	6 Salmon	30	6 Firth	35	6 Mackay	31
6 Eagle	34	6 Sugar-Salem	30	7 Filer	32	7 North Gem	30
8 Sandpoint	33	8 Emmett	28	8 Ririe	26	8 Troy	27
9 Capital	26	9 Kuna	20	9 Prairie	24	9 Greenleaf Friends	23
10 Centennial	23	9 Buhl	20	9 Fruitland	24	10 Richfield	22
11 Caldwell	18	9 Marsh Valley	20	9 McCall-Donnelly	24	11 Cascade	21
12 Meridian	17	12 American Falls	18	12 Parma	22	12 Hansen	18
13 Post Falls	14.50	13 Shelley	14	13 Teton	21	12 Deary	18
14 Nampa	14	14 St. Maries	13	14 Clearwater Valley	13	12 Lakeside	18
14 Hillcrest	14	15 Bear Lake	10	15 Butte County	12	15 Notus	14
16 Skyview	13	15 Wood River	10	15 New Plymouth	12	16 Rockland	12
16 Borah	13	17 Preston	9.50	17 Gooding	11	17 Dietrich	11
18 Rigby	11	18 Weiser	9	18 Kamiah	8	17 Garden Valley	11
19 Minico	10	18 Moscow	9	18 Grace	8	19 Genesee	10
19 Bonneville	10	18 Lakeland	9	20 Malad	7	20 Camas County	8
21 Pocatello	6	21 Snake River	8	21 North Fremont	6	21 Nezperce	7
22 Skyline	2	22 Payette	7	22 Valley	5	21 Council	7
23 Blackfoot	1	22 Kellogg	7	23 West Side	3	23 Salmon River	6
23 Mountain Home	1	24 Bonners Ferry	2.50	24 Lapwai	1	24 Clark Fork	4
				24 Aberdeen	1	24 Cambridge	4
						24 Horseshoe Bend	4
						27 Kendrick	2
						28 Meadows Valley	1




# TRACK AND FIELD

## Girls A-4 Winners



### 100 Meter Dash

- |                                     |        |
|-------------------------------------|--------|
| 1. Kim Smith, 11, Raft River        | 12.6 * |
| 2. Jessica Paterek, 11, Deary       | 13.0   |
| 3. Holly Darrington, 11, Raft River | 13.1   |
| 4. Naomi May, 12, Horseshoe Bend    | 13.1   |
| 5. Amanda Rogers, 11, North Gem     | 13.1   |
| 6. Annie Goodson, 11, Kootenai      | 13.1   |



### 100 Meter High Hurdles

- |  |      |
|--|------|
| 1. Amanda Rogers, 11, North Gem        | 16.8 |
| 2. Lindsey Greene, 10, Nampa Christian | 16.9 |
| 3. Cheri Russell, 12, Nampa Christian  | 16.9 |
| 4. Callie Gunter, 10, Clark County     | 17.0 |
| 5. Robbin Brookshier, 12, Camas County | 17.3 |
| 6. Chelsea Bingham, Carey              | 17.8 |




### 200 Meter Dash

- |                                     |        |
|-------------------------------------|--------|
| 1. Kim Smith, 11, Raft River        | 26.4 * |
| 2. Annie Goodson, 11, Kootenai      | 26.9   |
| 3. Jessica Paterek, 11, Deary       | 27.2   |
| 4. Holly Darrington, 11, Raft River | 27.5   |
| 5. Raini Yost, 11, North Gem        | 27.5   |
| 6. Naomi May, 12, Horseshoe Bend    | 27.7   |



### 300 Meter Int Hurdles

- |  |       |
|--|-------|
| 1. Amanda Rogers, 11, North Gem        | 47.5* |
| 2. Lindsey Greene, 10, Nampa Christian | 48.4  |
| 3. Courtney Warner, 12, Deary          | 49.5  |
| 4. Robbin Brookshier, 12, Camas County | 49.8  |
| 5. Melissa Shaklee, 12, Maranatha      | 50.9  |
| 6. Callie Gunter, 10, Clark County     | 51.6  |




### 400 Meter Dash

- |   |        |
|---|--------|
| 1. Annie Goodson, 11, Kootenai          | 1:00.5 |
| 2. Kitty Simpson, 12, Carey             | 1:01.3 |
| 3. Raini Yost, 11, North Gem            | 1:02.0 |
| 4. Jodi Williamson, 12, Nampa Christian | 1:02.5 |
| 5. Tara Lee, 11, Raft River             | 1:03.5 |
| 6. Lindsay Barton, 10, Carey            | 1:03.9 |




### 4x100 Meter Relay

- |                   |      |
|-------------------|------|
| 1 Raft River      | 51.8 |
| 2 Deary           | 52.1 |
| 3 Murtaugh        | 52.8 |
| 4 Nampa Christian | 53.0 |
| 5 Rockland        | 53.7 |
| 6 Salmon River    | 54.0 |



### 800 Meter Run

- |  |        |
|--|--------|
| 1. Lena Walker, 11, Cambridge          | 2:18.0 |
| 2. Kitty Simpson, 12, Carey            | 2:19.6 |
| 3. Ann-Marie Wiggins, 9, Midvale       | 2:24.0 |
| 4. Laura Hernandez, 10, Dietrich       | 2:25.2 |
| 5. Morgan Jankowski, 12, Garden Valley | 2:25.4 |
| 6. Lacey Knowlton, 11, Highland        | 2:27.8 |




### 4x200 Meter Relay

- |                   |         |
|-------------------|---------|
| 1 Nampa Christian | 1:49.7* |
| 2 Rockland        | 1:53.8  |
| 3 Carey           | 1:54.9  |
| 4 Deary           | 1:55.0  |
| 5 Raft River      | 1:55.4  |
| 6 Salmon River    | 1:57.9  |




### 1,600 Meter Run

- |  |        |
|--|--------|
| 1. Lena Walker, 11, Cambridge          | 5:28.5 |
| 2. Tionna Norman, 12, Dietrich         | 5:37.5 |
| 3. Emily Sharnhorst, 9, Troy           | 5:41.0 |
| 4. Morgan Jankowski, 12, Garden Valley | 5:42.4 |
| 5. Lacey Knowlton, 11, Highland        | 5:43.6 |
| 6. Robin Southwick, 10, Dietrich       | 5:46.3 |




### 4x400 Meter Relay

- |                   |        |
|-------------------|--------|
| 1 Carey           | 4:17.8 |
| 2 Midvale         | 4:19.4 |
| 3 Nampa Christian | 4:22.0 |
| 4 Dietrich        | 4:24.6 |
| 5 Rockland        | 4:25.5 |
| 6 Hagerman        | 4:33.7 |



### 3,200 Meter Run

- |                                  |         |
|----------------------------------|---------|
| 1. Ann-Marie Wiggins, 9, Midvale | 11:56.4 |
| 2. Tionna Norman, 12, Dietrich   | 12:11.9 |
| 3. Robin Southwick, 10, Dietrich | 12:18.3 |
| 4. Lacey Knowlton, 11, Highland  | 12:22.5 |
| 5. Jeanne Ratto, 11, Hansen      | 12:27.7 |
| 6. Melissa Mizer, 11, Nezperce   | 12:33.2 |



### Medley Relay

- |                   |         |
|-------------------|---------|
| 1 Cambridge       | 1:54.3  |
| 2 Raft River      | 1:55.5* |
| 3 Salmon River    | 1:56.6  |
| 4 Carey           | 1:57.7  |
| 5 Nampa Christian | 1:58.0  |
| 6 Rockland        | 1:59.3  |

\* New A-4 record

# TRACK AND FIELD

## Girls A-4 continued




### High Jump

- |  |          |
|--|----------|
| 1. Erin Wells, 10, Oakley              | 5'02.00" |
| 2. Annie Goodson, 11, Kootenai         | 5'02.00" |
| 3. Jenna Ravenscraft, 11, Salmon River | 5'00.00" |
| 3. Kami Peck, 9, Carey                 | 5'00.00" |
| 5. Elizabeth May, 11, Rockland         | 5'00.00" |
| 6. Tiffany Tumelson, 11, Salmon River  | 4'10.00" |




### Triple Jump

- |  |           |
|--|-----------|
| 1. Trista Christensen, 10, Notus       | 34'08.50" |
| 2. Brooke Hansen, 11, Raft River       | 34'08.25" |
| 3. Jenny Binford, 9, Greenleaf Friends | 33'10.00" |
| 4. Emily Ward, 12, Richfield           | 33'09.25" |
| 5. Kali Edwards, 12, Cambridge         | 33'07.25" |
| 6. Raini Yost, 11, North Gem           | 33'05.00" |




### Pole Vault

- |  |           |
|--|-----------|
| 1. Michelle Shepard, 12, Garden Valley | 7'09.00"* |
| 2. Haley McDonald, 12, Cascade         | 7'03.00"  |
| 3. Andi Snyder, 11, Troy               | 7'03.00"  |
| 4. Alina Lunsford, 9, Cambridge        | 6'06.00"  |




### Shot Put

- |                                  |            |
|----------------------------------|------------|
| 1. Amanda Steed, 12, Raft River  | 37'10.00"* |
| 2. Kerena Dye, 11, Murtaugh      | 37'08.00"  |
| 3. Camille Karrels, 11, Hagerman | 35'01.50"  |
| 4. Danyel Hunter, 12, Kootenai   | 34'04.00"  |
| 5. Lacy Ludwig, 12, Council      | 33'07.00"  |
| 6. Jamie Bornitz, 11, Kootenai   | 33'04.50"  |



### Long Jump


- |  |           |
|--|-----------|
| 1. Brooke Hansen, 11, Raft River       | 17'02.00" |
| 2. Emily Ward, 12, Richfield           | 16'06.25" |
| 3. Jenny Binford, 9, Greenleaf Friends | 16'05.75" |
| 4. Paula Campbell, 11, Salmon River    | 16'04.25" |
| 5. Lena Walker, 11, Cambridge          | 16'01.25" |
| 6. Beth Nelson, 10, Rockland           | 15'05.00" |



### Discus Throw


- |                                  |            |
|----------------------------------|------------|
| 1. Tera Piper, 12, Cambridge     | 110'04.75" |
| 2. Danyel Hunter, 12, Kootenai   | 106'09.00" |
| 3. Amanda Steed, 12, Raft River  | 105'00.50" |
| 4. Camille Karrels, 11, Hagerman | 102'01.50" |
| 5. Jamie Bornitz, 11, Kootenai   | 99'05.00"  |
| 6. Carrie Osborne, 10, Hagerman  | 98'00.75"  |

## Boys A-4 Winners




### 100 Meter Dash

- |  |       |
|--|-------|
| 1. Nick Cummings, 12, Murtaugh         | 11.1* |
| 2. Jordan Hennefer, 12, Carey          | 11.3  |
| 3. Kyle Morscheck, 12, Genesee         | 11.4  |
| 4. Darrin Hibbs, 12, Greenleaf Friends | 11.6  |
| 5. Jeremy Cadotte, 11, Garden Valley   | 11.6  |
| 6. Luke Udy, 11, Raft River            | 11.6  |



### 800 Meter Run

- |                                     |        |
|-------------------------------------|--------|
| 1. Russ McCrea, 12, Nampa Christian | 1:58.1 |
| 2. John Potter, 12, Troy            | 2:02.4 |
| 3. Mike Houston, 11, Notus          | 2:03.1 |
| 4. Richard Fernandez, 12, Richfield | 2:03.2 |
| 5. Chad Peck, 12, Carey             | 2:04.1 |
| 6. Tonda Lark, 11, Deary            | 2:04.4 |




### 200 Meter Dash

- |  |      |
|--|------|
| 1. Nick Cummings, 12, Murtaugh         | 22.7 |
| 2. Jordan Hennefer, 12, Carey          | 23.2 |
| 3. Shelton Palmer, 12, Mackay          | 23.3 |
| 4. Kyle Morscheck, 12, Genesee         | 23.6 |
| 5. Darrin Hibbs, 12, Greenleaf Friends | 23.6 |
| 6. Jeremy Cadotte, 11, Garden Valley   | 23.9 |




### 1,600 Meter Run

- |                                       |        |
|---------------------------------------|--------|
| 1. Russ McCrea, 12, Nampa Christian   | 4:38.0 |
| 2. Mark Ellis, 12, Richfield          | 4:43.7 |
| 3. Aaron Edwards, 11, Raft River      | 4:48.8 |
| 4. Josh Anderson, 10, Nampa Christian | 4:49.1 |
| 5. John Potter, 12, Troy              | 4:50.6 |
| 6. Danny Simpson, 10, Carey           | 4:58.7 |



### 400 Meter Dash

- |                                   |      |
|-----------------------------------|------|
| 1. Jordan Hennefer, 12, Carey     | 51.4 |
| 2. Erik Peterson, 11, Mackay      | 51.7 |
| 3. Luke Udy, 11, Raft River       | 52.1 |
| 4. Ryan Redel, 12, Horseshoe Bend | 52.9 |
| 5. Dan Swan, 12, Highland         | 53.2 |
| 6. Dana May, 10, Rockland         | 53.5 |




### 3,200 Meter Run

- |                                     |         |
|-------------------------------------|---------|
| 1. Russ McCrea, 12, Nampa Christian | 9:42.6* |
| 2. Mark Ellis, 12, Richfield        | 10:08.8 |
| 3. John Potter, 12, Troy            | 10:14.2 |
| 4. Aaron Edwards, 11, Raft River    | 10:30.1 |
| 5. Tonda Lark, 11, Deary            | 10:31.9 |
| 6. Danny Simpson, 10, Carey         | 10:41.0 |

\* New A-4 record


# TRACK AND FIELD

## Boys A-4 continued



### 110 Meter High Hurdles

- |                                 |      |
|---------------------------------|------|
| 1. Phillip Way, 12, Highland    | 15.2 |
| 2. Nick Smith, 11, Camas County | 15.3 |
| 3. Ben Getusky, 10, Council     | 16.2 |
| 4. Curt Wright, 12, Murtaugh    | 16.3 |
| 5. Brendon Nelson, 12, Lakeside | 16.4 |
| 6. Brandon Hatch, 10, North Gem | 16.6 |



### High Jump

- |                                       |         |
|---------------------------------------|---------|
| 1. Bryce McCowan, 12, Dietrich        | 6'02.00 |
| 2. Logan Cummins, 10, Murtaugh        | 6'00.00 |
| 3. Jeff Holtman, 12, Raft River       | 6'00.00 |
| 4. Brandon Hatch, 10, North Gem       | 6'00.00 |
| 4. Matt Ingram, 10, Greenleaf Friends | 6'00.00 |
| 6. Ben Getusky, 10, Council           | 6'00.00 |



### 300 Meter Int Hurdles

- |                                 |       |
|---------------------------------|-------|
| 1. Phillip Way, 12, Highland    | 40.6* |
| 2. B.J. Myers, 11, Hansen       | 41.2  |
| 3. Dusty Patterson, 11, Carey   | 42.1  |
| 4. Jeremy Jones, 10, Cambridge  | 43.2  |
| 5. Brendon Nelson, 12, Lakeside | 43.7  |
| 6. Bryce McCowan, 12, Dietrich  | 44.9  |



### Pole Vault

- |                                  |         |
|----------------------------------|---------|
| 1. Coner Kennedy, 12, Cascade    | 11'00.0 |
| 2. Drew Williams, 12, Raft River | 10'06.0 |
| 2. Mike Jensen, 9, Nezperce      | 10'06.0 |
| 4. Rick Scott, 12, Cascade       | 10'00.0 |
| 5. Rob Cummins, 12, Murtaugh     | 10'00.0 |
| 5. Loren Jones, 10, Cascade      | 10'00.0 |
| 5. Nick Scott, 9, Cascade        | 10'00.0 |




### 4x100 Meter Relay

- |                      |       |
|----------------------|-------|
| 1. Murtaugh          | 44.9* |
| 2. Greenleaf Friends | 45.4  |
| 3. Raft River        | 45.6  |
| 4. Garden Valley     | 45.7  |
| 5. Mackay            | 45.8  |
| 6. Deary             | 46.3  |



### Long Jump

- |                                       |         |
|---------------------------------------|---------|
| 1. B.J. Myers, 11, Hansen             | 21'07.0 |
| 2. Brandon Grant, 10, Nampa Christian | 21'02.7 |
| 3. Brendon Nelson, 12, Lakeside       | 20'11.0 |
| 4. Jeremy Fraser, 10, Cascade         | 19'11.5 |
| 5. Seth Parks, 10, Kendrick           | 19'11.2 |
| 6. Scott Fillmore, 10, Rockland       | 19'10.7 |



### 4x200 Meter Relay

- |                    |        |
|--------------------|--------|
| 1. Mackay          | 1:34.2 |
| 2. Highland        | 1:36.5 |
| 3. Raft River      | 1:37.1 |
| 4. Garden Valley   | 1:37.3 |
| 5. Nampa Christian | 1:38.1 |
| 6. Carey           | 1:39.0 |



### Triple Jump

- |  |         |
|--|---------|
| 1. Jeff Holtman, 12, Raft River            | 42'09.0 |
| 2. Brendon Nelson, 12, Lakeside            | 42'00.7 |
| 3. Brandon Grant, 10, Nampa Christian      | 41'10.7 |
| 4. Scott Fillmore, 10, Rockland            | 41'07.7 |
| 5. David Smitherman, 12, Greenleaf Friends | 40'10.5 |
| 6. Jeremy Fraser, 10, Cascade              | 40'09.0 |




### 4x400 Meter Relay

- |                      |        |
|----------------------|--------|
| 1. Carey             | 3:32.8 |
| 2. Highland          | 3:35.3 |
| 3. Rockland          | 3:35.4 |
| 4. Greenleaf Friends | 3:39.7 |
| 5. Nampa Christian   | 3:40.0 |
| 6. Mackay            | 3:40.4 |




### Shot Put

- |                                       |         |
|---------------------------------------|---------|
| 1. Date Yost, 12, North Gem           | 50'10.0 |
| 2. Wade Yost, 10, North Gem           | 46'00.0 |
| 3. Aaron Griffin, 12, Deary           | 45'09.0 |
| 4. George Klontz, 10, Clark Fork      | 44'10.0 |
| 5. Don Jardine, Mackay                | 43'09.0 |
| 6. Bryon Starner, 12, Nampa Christian | 43'02.0 |



### Medley Relay

- |               |          |
|---------------|----------|
| 1. Raft River | 3:41.27* |
| 2. Notus      | 3:42.17  |
| 3. Carey      | 3:43.40  |
| 4. Deary      | 3:48.89  |
| 5. Richfield  | 3:51.68  |
| 6. Troy       | 3:52.40  |



### Discus Throw

- |                                 |         |
|---------------------------------|---------|
| 1. Jason Smith, 12, Troy        | 147'10. |
| 2. Date Yost, 12, North Gem     | 139'06. |
| 3. Ben Ormsby, 12, Salmon River | 132'04. |
| 4. Aaron Griffin, 12, Deary     | 129'06. |
| 5. Travis Pike, 11, Mackay      | 124'09. |
| 6. Jon Muir, 10, Meadows Valley | 120'07. |

\* New A-4 record

# TRACK AND FIELD

## Girls A-3 Winners



### 100 Meter Dash

- |                                      |      |
|--------------------------------------|------|
| 1. Becky Hillman, 9, Firth           | 12.6 |
| 2. Ashleigh Barnes, 11, Butte County | 12.7 |
| 3. Hilary Story, 12, Parma           | 12.8 |
| 4. Deitra Haylett, 10, Homedale      | 12.9 |
| 5. Louise Bruce, 10, Orofino         | 13.0 |
| 6. Shari Moulton, 10, Firth          | 13.1 |



### 100 Meter High Hurdles

- |                                 |      |
|---------------------------------|------|
| 1. Jessica Zatica, 9, Homedale  | 15.6 |
| 2. Kisha Jolley, 12, Firth      | 15.9 |
| 3. Naomi Richards, 11, Filer    | 16.0 |
| 4. Elisha West, 11, Declo       | 16.2 |
| 5. Dacia Fernandez, 10, Challis | 16.4 |
| 6. Mendi Ponton, 12, Gooding    | 16.5 |



### 200 Meter Dash

- |                                       |      |
|---------------------------------------|------|
| 1. Becky Hillman, 9, Firth            | 26.3 |
| 2. Hilary Story, 12, Parma            | 26.4 |
| 3. Louise Bruce, 10, Orofino          | 26.6 |
| 4. Michelle Schacher, 10, Grangeville | 26.7 |
| 5. Jami Nebeker, 11, Gooding          | 27.1 |
| 6. Deitra Haylett, 10, Homedale       | 27.1 |



### 300 Meter Int Hurdles

- |                                |      |
|--------------------------------|------|
| 1. Camie Bame, 12, Firth       | 45.5 |
| 2. Caroline Beus, 12, Melba    | 46.8 |
| 3. Kisha Jolley, 12, Firth     | 47.3 |
| 4. Jessica Zatica, 9, Homedale | 47.5 |
| 5. Naomi Richards, 11, Filer   | 47.7 |
| 6. Amy Henderson, 10, Orofino  | 48.1 |



### 400 Meter Dash

- |                                      |        |
|--------------------------------------|--------|
| 1. Stacy Stephenson, 12, Grangeville | 59.9   |
| 2. Aubrie Stoker, 10, Declo          | 1:00.6 |
| 3. Carrilee Acor, 11, Butte County   | 1:01.3 |
| 4. Laurie Mitchell, 11, Firth        | 1:02.1 |
| 5. Christine Davis, 10, Wendell      | 1:02.4 |
| 6. Andrea Heiner, 12, Melba          | 1:02.7 |



### 4x100 Meter Relay

- |             |      |
|-------------|------|
| 1. Homedale | 51.1 |
| 2. Firth    | 52.0 |
| 3. Orofino  | 52.2 |
| 4. Gooding  | 52.2 |
| 5. Malad    | 52.3 |
| 6. Filer    | 52.3 |



### 800 Meter Run

- |   |        |
|---|--------|
| 1. Amber Strickler, 12, McCall-Donnelly | 2:21.4 |
| 2. Esther Bishop, 11, North Fremont     | 2:21.5 |
| 3. Laryssa Mereszczak, 9, Grangeville   | 2:24.7 |
| 4. Lani Pollworth, 12, Grangeville      | 2:26.1 |
| 5. Tasha Ellis, 9, West Jefferson       | 2:26.2 |
| 6. Julie Peterson, 9, Firth             | 2:26.4 |




### 4x200 Meter Relay

- |                    |        |
|--------------------|--------|
| 1. Firth           | 1:47.5 |
| 2. Grangeville     | 1:51.0 |
| 3. Gooding         | 1:52.1 |
| 4. McCall-Donnelly | 1:52.3 |
| 5. Malad           | 1:53.8 |
| 6. West Side       | 1:54.9 |




### 1,600 Meter Run

- |   |        |
|---|--------|
| 1. Alycia Boyer, 12, Butte County       | 5:25.6 |
| 2. Summer Schiess, 12, Teton            | 5:27.8 |
| 3. Greta Johnson, 10, Potlatch          | 5:32.4 |
| 4. Amber Strickler, 12, McCall-Donnelly | 5:34.9 |
| 5. Laryssa Mereszczak, 9, Grangeville   | 5:36.5 |
| 6. Sherie Perrin, 9, Orofino            | 5:41.2 |



### 4x400 Meter Relay

- |                    |        |
|--------------------|--------|
| 1. Grangeville     | 4:07.7 |
| 2. Firth           | 4:08.0 |
| 3. Melba           | 4:09.7 |
| 4. Declo           | 4:13.1 |
| 5. McCall-Donnelly | 4:22.7 |
| 6. West Side       | 4:27.3 |



### 3,200 Meter Run

- |   |          |
|---|----------|
| 1. Alycia Boyer, 12, Butte County       | 11:49.89 |
| 2. Summer Schiess, 12, Teton            | 11:51.27 |
| 3. Esther Bishop, 11, North Fremont     | 11:54.43 |
| 4. Amber Strickler, 12, McCall-Donnelly | 11:58.06 |
| 5. Greta Johnson, 10, Potlatch          | 12:13.95 |
| 6. Jennifer Fewkes, 10, Fruitland       | 12:17.46 |



### Medley Relay

- |                    |         |
|--------------------|---------|
| 1. Declo           | 1:53.45 |
| 2. Firth           | 1:54.19 |
| 3. McCall-Donnelly | 1:55.02 |
| 4. Ririe           | 1:56.13 |
| 5. Grangeville     | 1:56.46 |
| 6. Gooding         | 1:57.34 |


# TRACK AND FIELD

## Girls A-3 continued




### High Jump

- |                                 |          |
|---------------------------------|----------|
| 1. Jessica Zatica, 9, Homedale  | 5'06.00" |
| 2. McKenzie Brady, 9, Ririe     | 5'04.00" |
| 3. Christine Davis, 10, Wendell | 5'02.00" |
| 4. Rebecca Kasper, 11, Teton    | 5'02.00" |
| 4. Helain Annan, 10, Filer      | 5'02.00" |
| 6. Jenie Sumsion, 11, Parma     | 5'02.00" |




### Triple Jump

- |                                       |           |
|---------------------------------------|-----------|
| 1. Stacy Stephenson, 12, Grangeville  | 36'04.25" |
| 2. Nikki Bowling, 10, McCall-Donnelly | 34'07.00" |
| 3. Brooks Bastian, 12, Malad          | 34'03.75" |
| 4. Danielle West, Declo               | 33'08.75" |
| 5. Danielle Sonke, 12, Homedale       | 33'04.25" |
| 6. Jenny Pehrson, 11, Teton           | 33'00.25" |




### Pole Vault

- |                                |           |
|--------------------------------|-----------|
| 1. Beth Plank, 10, Grangeville | 7'09.00"* |
| 2. Mandi Volk, 10, Homedale    | 7'08.00"  |
| 3. Cindy Hunter, 9, Firth      | 7'06.00"  |
| 4. Emily Dixon, 9, Gooding     | 7'03.00"  |
| 5. Danielle West, Declo        | 7'03.00"  |
| 6. Jenie Sumsion, 11, Parma    | 7'00.00"  |



### Shot Put

- |                                 |           |
|---------------------------------|-----------|
| 1. Erin Brown, 12, New Plymouth | 35'06.50" |
| 2. Deidre Ure, 12, Aberdeen     | 34'06.75" |
| 3. Lynn Jacobson, 12, Gooding   | 34'04.50" |
| 4. Nichole Harris, 12, Ririe    | 34'01.00" |
| 5. Jenie Sumsion, 11, Parma     | 33'10.50" |
| 6. Teia Bolinder, 11, Firth     | 32'09.00" |



### Long Jump


- |                                      |           |
|--------------------------------------|-----------|
| 1. Ashleigh Barnes, 11, Butte County | 17'02.00" |
| 2. Marissa Harker, 12, Melba         | 16'09.00" |
| 3. Teri Williams, 10, Ririe          | 16'08.00" |
| 4. Danielle Sonke, 12, Homedale      | 16'02.50" |
| 5. Deitra Haylett, 10, Homedale      | 16'01.25" |
| 6. Danielle West, Declo              | 15'11.75" |



### Discus Throw

- |                                     |           |
|-------------------------------------|-----------|
| 1. Tanya Eich, 12, Challis          | 123'00.00 |
| 2. Colleen Case, 11, Orofino        | 121'02.00 |
| 3. Nichole Harris, 12, Ririe        | 114'03.00 |
| 4. Holly Koole, 11, Grangeville     | 111'05.00 |
| 5. Theresa Feasel, 10, New Plymouth | 107'02.00 |
| 6. Teia Bolinder, 11, Firth         | 104'10.00 |

## Boys A-3 Winners



### 100 Meter Dash

- |  |       |
|--|-------|
| 1. Marcus Christoffersen, 11, Homedale | 10.7* |
| 2. Chris Jackson, 12, Declo            | 11.0  |
| 3. Travis Mai, 12, Filer               | 11.2  |
| 4. John Kayler, 12, Orofino            | 11.3  |
| 5. Chad Owens, 11, Fruitland           | 11.4  |
| 6. Levi Lammers, 11, Filer             | 11.5  |



### 800 Meter Run

- |                                      |        |
|--------------------------------------|--------|
| 1. Ryun Carver, 12, Grangeville      | 1:56.0 |
| 2. Nik Galloway, 11, Orofino         | 1:59.6 |
| 3. Travis Allen, 12, Butte County    | 1:59.8 |
| 4. Nathanael Castle, 11, Gooding     | 2:01.4 |
| 5. Tyler Harris, 12, McCall-Donnelly | 2:01.6 |
| 6. Jared Nelson, 12, Gooding         | 2:02.0 |




### 200 Meter Dash

- |  |      |
|--|------|
| 1. Marcus Christoffersen, 11, Homedale | 22.1 |
| 2. Travis Mai, 12, Filer               | 22.9 |
| 3. Chad Owens, 11, Fruitland           | 22.9 |
| 4. Jayson Sage                         |      |
| Clearwater Valley                      | 23.1 |
| 5. Todd Christensen, 12, Ririe         | 23.1 |
| 6. Levi Lammers, 11, Filer             | 23.2 |



### 1,600 Meter Run

- |  |        |
|--|--------|
| 1. Ryun Carver, 12, Grangeville        | 4:29.4 |
| 2. Steve Prescott, 12, Firth           | 4:30.0 |
| 3. Desmond Hollopeter, 11, Grangeville | 4:36.1 |
| 4. Chris Reed, 12, Ririe               | 4:37.1 |
| 5. J.R. Kaschmitter, 12, Prairie       | 4:41.0 |
| 6. Brian Kearsley, 12, Teton           | 4:41.3 |



### 400 Meter Dash

- |  |      |
|--|------|
| 1. Marcus Christoffersen, 11, Homedale | 48.4 |
| 2. Luke Crawford, 10, McCall-Donnelly  | 49.9 |
| 3. Zeb Ross, 11, Homedale              | 50.6 |
| 4. Todd Christensen, 12, Ririe         | 51.3 |
| 5. Andy Harman, 12, Prairie            | 51.3 |
| 6. Bo Johnson, 10, Clearwater Valley   | 51.3 |



### 3,200 Meter Run

- |  |         |
|--|---------|
| 1. Steve Prescott, 12, Firth           | 9:33.95 |
| 2. Chris Reed, 12, Ririe               | 9:43.58 |
| 3. Mark Landon, 11, Ririe              | 9:52.06 |
| 4. Casey Crumline, 12, Valley          | 9:55.75 |
| 5. Nik Galloway, 11, Orofino           | 9:56.97 |
| 6. Desmond Hollopeter, 11, Grangeville | 9:57.47 |

\* New A-3 record



# TRACK AND FIELD

## Boys A-3 continued




### 110 Meter High Hurdles

- |                                   |      |
|-----------------------------------|------|
| 1. Stan Lockett, Prairie          | 15.0 |
| 2. Brad Mitchell, 12, Declo       | 15.4 |
| 3. Dwight Thomas, 12, Grace       | 15.5 |
| 4. Travis Mai, 12, Filer          | 15.8 |
| 5. Ben Lee, 10, Kamiah            | 15.9 |
| 6. Mike Shackelford, 12, Aberdeen | 16.0 |




### High Jump

- |  |          |
|--|----------|
| 1. Kelly Nead, 12, Teton               | 6'08.00" |
| 2. Chris Jackson, 12, Declo            | 6'06.00" |
| 3. Mike Elfering, 12, New Plymouth     | 6'06.00" |
| 4. Brock Coon, Filer                   | 6'04.00" |
| 5. Bob Kimmel, 11, Ririe               | 6'02.00" |
| 6. Derrick deVilliers, 10, Grangeville | 6'02.00" |



### 300 Meter Int Hurdles

- |                                |      |
|--------------------------------|------|
| 1. Stan Lockett, Prairie       | 40.3 |
| 2. Steve Meter, 10, Kimberly   | 40.4 |
| 3. Ben Davenport, 12, Homedale | 40.8 |
| 4. Brad Mitchell, 12, Declo    | 41.1 |
| 5. Dwight Thomas, 12, Grace    | 41.7 |
| 6. Nick Shanley, 10, Homedale  | 42.1 |




### Pole Vault

- |                                |           |
|--------------------------------|-----------|
| 1. Bror Borjesson, 12, Orofino | 14'00.00" |
| 2. John Tracy, 10, Parma       | 13'00.00" |
| 3. Dan Messick, 11, Firth      | 13'00.00" |
| 4. Jeremy White, 10, Firth     | 12'00.00" |
| 5. Brandon Ward, 12, Malad     | 12'00.00" |
| 6. Brennen Williams, 11, Firth | 11'06.00" |



### 4x100 Meter Relay

- |                  |       |
|------------------|-------|
| 1. Declo         | 44.0* |
| 2. Filer         | 44.1  |
| 3. North Fremont | 44.7  |
| 4. Parma         | 45.3  |
| 5. West Side     | 45.5  |
| 6. Firth         | 45.9  |




### Long Jump

- |  |           |
|--|-----------|
| 1. Marcus Christoffersen, 11, Homedale | 21'11.50" |
| 2. Chris Jackson, 12, Declo            | 21'10.50" |
| 3. Mike Elfering, 12, New Plymouth     | 21'06.00" |
| 4. Bryce Robbins, 11, Malad            | 21'02.25" |
| 5. Edward Wong, 12, Parma              | 20'08.25" |
| 6. Mike Bisbee, 9, Lapwai              | 20'06.25" |




### 4x200 Meter Relay

- |                    |        |
|--------------------|--------|
| 1. McCall-Donnelly | 1:33.0 |
| 2. Kimberly        | 1:33.7 |
| 3. Kamiah          | 1:33.8 |
| 4. Grangeville     | 1:34.4 |
| 5. Firth           | 1:35.7 |
| 6. West Side       | 1:36.1 |



### Triple Jump

- |                                |           |
|--------------------------------|-----------|
| 1. Brad Mitchell, 12, Declo    | 44'01.75" |
| 2. Jake Osen, 12, Kimberly     | 42'07.25" |
| 3. John Kayler, 12, Orofino    | 42'06.75" |
| 4. Edward Wong, 12, Parma      | 42'05.25" |
| 5. Mike Christensen, 11, Declo | 42'03.00" |
| 6. Bryce Robbins, 11, Malad    | 41'01.25" |




### 4x400 Meter Relay

- |                      |        |
|----------------------|--------|
| 1. Grangeville       | 3:27.8 |
| 2. Homedale          | 3:30.7 |
| 3. Kimberly          | 3:31.7 |
| 4. McCall-Donnelly   | 3:32.0 |
| 5. Clearwater Valley | 3:32.6 |
| 6. Firth             | 3:38.6 |




### Shot Put

- |                                    |           |
|------------------------------------|-----------|
| 1. Kelly Nead, 12, Teton           | 53'01.50" |
| 2. Matt Ingebritsen, 11, Fruitland | 51'01.50" |
| 3. Virgil Larsen, 12, Butte County | 49'00.00" |
| 4. Stuart Deardon, 12, Parma       | 47'07.00" |
| 5. Josh Wilson, 12, Orofino        | 47'00.50" |
| 6. Zack Wilson, 12, Orofino        | 46'05.00" |



### Medley Relay

- |                |         |
|----------------|---------|
| 1. Grangeville | 3:32.44 |
| 2. Kimberly    | 3:40.76 |
| 3. Gooding     | 3:40.78 |
| 4. Fruitland   | 3:41.40 |
| 5. Firth       | 3:41.69 |
| 6. Orofino     | 3:43.54 |




### Discus Throw

- |  |            |
|--|------------|
| 1. Matt Hill, 12, Grangeville          | 177'08.00" |
| 2. Josh Wilson, 12, Orofino            | 159'09.00" |
| 3. Bart Johnson, 12, Clearwater Valley | 158'02.00" |
| 4. Matt Ingebritsen, 11, Fruitland     | 157'09.00" |
| 5. Zack Wilson, 12, Orofino            | 143'04.00" |
| 6. Arnie Mendoza, 12, Valley           | 142'08.00" |


# TRACK AND FIELD

## Girls A-2 Winners




### 100 Meter Dash

- |                                     |       |
|-------------------------------------|-------|
| 1. Heidi Jensen, 12, Middleton      | 12.82 |
| 2. Damaris Lopez, South Fremont     | 12.88 |
| 3. Emily Lusk, Sugar-Salem          | 12.91 |
| 4. Reynee Sampson, 12, Emmett       | 12.97 |
| 5. Anita Johnson, 12, Bishop Kelly  | 13.00 |
| 6. Tricia Stackle, 12, Bishop Kelly | 13.11 |



### 100 Meter High Hurdles

- |                              |        |
|------------------------------|--------|
| 1. Sally Vail, 12, Vallivue  | 14.99* |
| 2. Carly Sherman, Salmon     | 16.67  |
| 3. Sarah Howard, 12, Emmett  | 16.95  |
| 3. Sarah Kleppin, 12, Weiser | 17.10  |
| 5. Jessica Leavitt, 11, Kuna | 17.18  |
| 6. Bethany Bishop, 10, Kuna  | 17.19  |



### 200 Meter Dash

- |                                 |       |
|---------------------------------|-------|
| 1. Reynee Sampson, 12, Emmett   | 26.38 |
| 2. Heidi Jensen, 12, Middleton  | 26.43 |
| 3. Damaris Lopez, South Fremont | 26.51 |
| 4. Emily Lusk, Sugar-Salem      | 26.53 |
| 5. Alicia McLimore, 9, Jerome   | 26.65 |
| 6. Jamie Frazier, 10, Emmett    | 26.74 |



### 300 Meter Int Hurdles

- |                                  |       |
|----------------------------------|-------|
| 1. Sally Vail, 12, Vallivue      | 45.24 |
| 2. Carly Sherman, Salmon         | 48.16 |
| 3. Sarah Howard, 12, Emmett      | 48.46 |
| 4. Jessica Turner, 12, Bear Lake | 48.66 |
| 5. Bethany Bishop, 10, Kuna      | 48.82 |
| 6. Lisa Jensen, 9, Middleton     | 48.96 |




### 400 Meter Dash

- |                                       |         |
|---------------------------------------|---------|
| 1. Carrie Bronson, 12, Payette        | 1:00.19 |
| 2. Jackie Poulson, 10, American Falls | 1:00.47 |
| 3. Missy Ennis, 12, Priest River      | 1:00.48 |
| 4. Katie Webb, 12, American Falls     | 1:00.87 |
| 5. Amy Hess, 11, Jerome               | 1:01.11 |
| 6. Davina Webb, 12, Wood River        | 1:01.30 |




### 4x100 Meter Relay

- |                  |       |
|------------------|-------|
| 1. Emmett        | 50.15 |
| 2. Bishop Kelly  | 50.25 |
| 3. Kuna          | 51.19 |
| 4. South Fremont | 51.53 |
| 5. Sugar-Salem   | 51.80 |
| 6. Lakeland      | 52.64 |



### 800 Meter Run

- |                                       |         |
|---------------------------------------|---------|
| 1. Leah Moore, 10, Buhl               | 2:18.85 |
| 2. Santana Skeem, 12, Marsh Valley    | 2:21.34 |
| 3. Jenny Young, 10, Kuna              | 2:21.44 |
| 4. Angela Bingham, 11, Jerome         | 2:21.78 |
| 5. Annie Kahle-Clark, 11, Vallivue    | 2:23.46 |
| 6. Natalie Rasmussen, 9, Soda Springs | 2:26.08 |



### 4x200 Meter Relay

- |                   |         |
|-------------------|---------|
| 1. Emmett         | 1:47.95 |
| 2. Kuna           | 1:48.11 |
| 3. Bishop Kelly   | 1:48.44 |
| 4. Jerome         | 1:49.21 |
| 5. Sugar-Salem    | 1:50.38 |
| 6. American Falls | 1:50.41 |



### 1,600 Meter Run

- |                                       |         |
|---------------------------------------|---------|
| 1. Santana Skeem, 12, Marsh Valley    | 5:17.21 |
| 2. Anita Gilbert, 12, Kuna            | 5:19.87 |
| 3. Angela Bingham, 11, Jerome         | 5:22.70 |
| 4. Natalie Rasmussen, 9, Soda Springs | 5:25.11 |
| 5. Diana Percival, 11, Bishop Kelly   | 5:29.59 |
| 6. Laura Newell, 10, Emmett           | 5:32.80 |



### 4x400 Meter Relay

- |                   |        |
|-------------------|--------|
| 1. Emmett         | 4:08.1 |
| 2. Kuna           | 4:08.8 |
| 3. Vallivue       | 4:09.9 |
| 4. American Falls | 4:12.5 |
| 5. Jerome         | 4:14.0 |
| 6. Lakeland       | 4:14.1 |



### 3,200 Meter Run

- |                                     |          |
|-------------------------------------|----------|
| 1. Anita Gilbert, 12, Kuna          | 11:16.75 |
| 2. Santana Skeem, 12, Marsh Valley  | 11:36.16 |
| 3. Leah Moore, 10, Buhl             | 11:52.40 |
| 4. Diana Percival, 11, Bishop Kelly | 11:54.44 |
| 5. Audrey Golightly, 9, Preston     | 12:04.24 |
| 6. Crystal Golightly, 10, Preston   | 12:04.33 |




### Medley Relay

- |                   |        |
|-------------------|--------|
| 1. Payette        | 1:53.6 |
| 2. Jerome         | 1:53.6 |
| 3. American Falls | 1:54.6 |
| 4. Sugar-Salem    | 1:54.6 |
| 5. Vallivue       | 1:54.7 |
| 6. Middleton      | 1:54.8 |

\*New A-2 record


# TRACK AND FIELD

## Girls A-2 continued




### High Jump

- |  |          |
|--|----------|
| 1. Lindsey Kline, 9, Emmett            | 5'00.00" |
| 2. Jenny Hobson, 11, Wood River        | 5'00.00" |
| 3. Missy Ennis, 12, Priest River       | 4'10.00" |
| 3. Wendy Vork, 10, Kellogg             | 4'10.00" |
| 5. Kathleen Griffiths, 12, Snake River | 4'10.00" |
| 5. Rachel Kincheloe, 12, Bishop Kelly  | 4'10.00" |
| 5. Kaycee Cope, 10, American Falls     | 4'10.00" |



### Girls Triple Jump

- |  |           |
|--|-----------|
| 1. Tricia Stackle, 12, Bishop Kelly      | 36'10.00" |
| 2. Stephanie Kropuchek, 9, Bear Lake     | 34'10.00" |
| 3. Melanie Kreizenbeck, 12, Bishop Kelly | 34'09.25" |
| 4. Rachel Kincheloe, 12, Bishop Kelly    | 34'07.50" |
| 5. Katherine Chase, 12, Kuna             | 34'03.50" |
| 6. Lisa Hughes, 11, Bishop Kelly         | 33'09.25" |



### Pole Vault

- |                                |           |
|--------------------------------|-----------|
| 1. Rachel Drury, 11, Moscow    | 9'00.00"* |
| 2. JoHanna Schroeder, Salmon   | 9'00.00"  |
| 3. Courtney Keith, 12, Payette | 8'09.00"  |
| 4. Jacie Green, Salmon         | 8'09.00"  |
| 5. Jana Capps, 10, Jerome      | 8'06.00"  |
| 6. Teresa Pagoaga, 10, Payette | 8'00.00"  |
| 6. Russan Nyborg, 12, Kellogg  | 8'00.00"  |



### Girls Shot Put

- |                                    |           |
|------------------------------------|-----------|
| 1. Andi Neddo, 11, Kuna            | 37'11.50" |
| 2. Alecia Derbyshire, 12, Kellogg  | 37'06.00" |
| 3. Rachel Squires, 10, Snake River | 37'04.00" |
| 4. Jama Hamel, 11, Kuna            | 35'11.50" |
| 5. Kathryn Mount, 10, Payette      | 35'11.00" |
| 6. Jan Bair, 11, Snake River       | 35'08.50" |



### Long Jump

- |  |           |
|--|-----------|
| 1. Kathleen Griffiths, 12, Snake River | 17'00.75" |
| 2. Tricia Stackle, 12, Bishop Kelly    | 16'11.25" |
| 3. Cyrita Warner, 9, Jerome            | 16'07.00" |
| 4. Julie Benson, 10, Jerome            | 15'09.25" |
| 5. Angie Hathaway, 12, Kellogg         | 15'07.25" |
| 6. Jacee Dunn, 10, Preston             | 15'05.75" |



### Discus Throw


- |                                    |            |
|------------------------------------|------------|
| 1. Janice Willard, 12, Emmett      | 125'02.00" |
| 2. Sarah Nelson, 12, Payette       | 121'03.00" |
| 3. Andi Neddo, 11, Kuna            | 112'05.75" |
| 4. Kristina Romero, 12, Middleton  | 111'08.00" |
| 5. Kathryn Mount, 10, Payette      | 111'04.00" |
| 6. Jessica Lancaster, 12, Vallivue | 108'06.00" |

## Boys A-2 Winners




### 100 Meter Dash

- |                                   |       |
|-----------------------------------|-------|
| 1. John McCauley, 10, Buhl        | 11.09 |
| 2. Aaron McDonald, Shelley        | 11.25 |
| 3. Sean Roberts, 11, Jerome       | 11.26 |
| 4. Koeman Smith, 10, Marsh Valley | 11.42 |
| 5. Matt Clinton, 12, Vallivue     | 11.46 |
| 6. Kevin Chin, 11, Moscow         | 11.49 |



### 800 Meter Run

- |                                   |          |
|-----------------------------------|----------|
| 1. Tyson Teeples, Sugar-Salem     | 1:52.47* |
| 2. Timothy Dunne, 11, Jerome      | 1:52.74  |
| 3. Jeremy Badgett, 12, St. Maries | 2:00.27  |
| 4. Brian Duffy, 11, Vallivue      | 2:01.33  |
| 5. Kenny Benjamin, 12, Moscow     | 2:01.75  |
| 6. Josh O'Harra, 11, Weiser       | 2:02.36  |



### 200 Meter Dash

- |                                     |       |
|-------------------------------------|-------|
| 1. John McCauley, 10, Buhl          | 22.07 |
| 2. Davin Williams, 11, Bishop Kelly | 22.51 |
| 3. Timothy Dunne, 11, Jerome        | 22.59 |
| 4. Derek Carrell, 12, Middleton     | 22.61 |
| 5. Alex Lytle, 12, Vallivue         | 22.65 |
| 6. Aaron McDonald, Shelley          | 23.01 |




### 1,600 Meter Run

- |                                  |         |
|----------------------------------|---------|
| 1. Chris Kranz, 11, Bishop Kelly | 4:30.30 |
| 2. Cody Orchard, 11, Jerome      | 4:31.49 |
| 3. Tyson Teeples, Sugar-Salem    | 4:36.92 |
| 4. Danny Arnold, 12, Kuna        | 4:37.47 |
| 5. Brandon Jones, Snake River    | 4:40.26 |
| 6. Tyson Campbell, 11, Preston   | 4:40.71 |



### 400 Meter Dash

- |                                     |       |
|-------------------------------------|-------|
| 1. Travis Williams, 11, Middleton   | 50.72 |
| 2. Sean Roberts, 11, Jerome         | 50.74 |
| 3. Scott Yearsley, 12, Marsh Valley | 51.21 |
| 4. Sean Burgess, 11, Jerome         | 51.63 |
| 5. Scott Bratsman, Sugar-Salem      | 51.83 |
| 6. Brad Roe, 12, St. Maries         | 51.91 |




### 3,200 Meter Run

- |                                  |          |
|----------------------------------|----------|
| 1. Ryan Jensen, 11, Vallivue     | 9:49.89  |
| 2. Cody Orchard, 11, Jerome      | 9:55.84  |
| 3. Tyson Campbell, 11, Preston   | 9:59.64  |
| 4. Alan Archuleta, 11, Emmett    | 10:16.85 |
| 5. Chris Kranz, 11, Bishop Kelly | 10:21.59 |
| 6. John Burkey, 11, Vallivue     | 10:22.83 |

\*New A-2 record


# TRACK AND FIELD

## Boys A-2 continued




### 110 Meter High Hurdles

1. Scott Hadlock, 11, Jerome	15.38
2. Clint Brown, 12, Soda Springs	15.57
3. Eric Grunke, 12, Weiser	15.91
4. Matt Thompson, 10, Middleton	15.96
5. Jared Chancey, Bear Lake	16.00
6. Nathan Hall, 11, Middleton	16.03




### High Jump

1. Jason Youngstrom, 11, Emmett	6'06.00"
2. Davin Williams, 11, Bishop Kelly	6'04.00"
3. Dan Garcia, 12, Jerome	6'02.00"
4. Cliff Strupp, 12, Soda Springs	6'02.00"
5. Leo Zimmerman, 11, Bonners Ferry	6'00.00"
5. Cameron Woolf, 12, Preston	6'00.00"




### 300 Meter Int Hurdles

1. Scott Hadlock, 11, Jerome	40.52
2. Clint Brown, 12, Soda Springs	40.54
3. Steve Sanderson, 12, Kellogg	40.95
4. Nick Church, 12, Emmett	41.48
5. Eric Grunke, 12, Weiser	41.49
6. Kim Howells, Shelley	41.87




### Pole Vault

1. Ammon Garner, Emmett	14'11.00'
2. Brandon Furness, Salmon	13'03.00'
3. Michael Nau, 10, Payette	13'00.00'
4. J.J. McDonough, 10, Vallivue	13'00.00'
5. Bryce Hutchison, 10, Jerome	13'00.00'
6. Ryan Eckhart, 11, Payette	13'00.00'



### 4x100 Meter Relay

1. Soda Springs	44.26
2. Middleton	44.61
3. Vallivue	44.65
4. Moscow	45.02
5. Shelley	45.07
6. Lakeland	45.34




### Long Jump

1. Chris Hoybjerg, 12, American Falls	21'06.75
2. Adam Matthews, 12, Bear Lake	21'03.75
3. Sean Roberts, 11, Jerome	20'10.50
4. Scott Cook, 12, Jerome	20'06.00
5. Justin Jantz, 11, Kuna	19'11.75
6. Jim Hobbs, Salmon	19'10.75




### 4x200 Meter Relay

1. Middleton	1:30.99
2. Soda Springs	1:32.35
3. St. Maries	1:33.79
4. Jerome	1:33.84
5. Vallivue	1:34.20
6. Preston	1:35.24




### Triple Jump

1. Davin Williams, 11, Bishop Kelly	46'01.75
2. Chris Hoybjerg, 12, American Falls	43'02.00
3. Heber Phillips, 11, Snake River	42'06.50
4. Nathan Hall, 11, Middleton	42'05.25
5. Jon Bartholomew, 12, Jerome	42'03.50
6. Adam Hiatt, 12, Bonners Ferry	42'00.75



### 4x400 Meter Relay

1. Jerome	3:24.1*
2. Middleton	3:27.4
3. Marsh Valley	3:31.1
4. Bishop Kelly	3:32.0
5. Sugar-Salem	3:32.1
6. Vallivue	3:33.1



### Shot Put

1. Boe Rushton, 11, Wood River	49'06.00
2. Marty Hinnenkamp, 12, Kuna	48'04.00
3. Justin Edwards, 11, Middleton	47'10.00
4. R.J. Buster, Salmon	47'06.75
5. Rod Murdock, Shelley	46'07.75
6. Sony Galvan, Salmon	45'08.50



### Medley Relay

1. Sugar-Salem	3:33.06*
2. Jerome	3:36.73
3. Bishop Kelly	3:36.88
4. Marsh Valley	3:38.86
5. Moscow	3:39.66
6. Middleton	3:41.73



### Discus Throw

1. Sony Galvan, Salmon	152'06.0
2. Levi Cushman, 10, Lakeland	146'11.0
3. R.J. Buster, Salmon	145'08.0
4. Dan Bastian, 11, Kuna	141'00.0
5. Marty Hinnenkamp, 12, Kuna	139'08.0
6. Jayson Frank, 12, Kellogg	138'08.0

# TRACK AND FIELD

## Girls A-1 Winners



### 100 Meter Dash

- |                                       |       |
|---------------------------------------|-------|
| 1. Angie McFadden, 12, Eagle          | 12.28 |
| 2. Kelsi Hall, 12, Rigby              | 12.49 |
| 3. Fawn Gadlin, 10, Capital           | 12.62 |
| 4. Maggie McCullum, 11, Boise         | 12.69 |
| 5. Brenda Nipp, 11, Coeur d' Alene    | 12.82 |
| 6. Jennifer Swanstrom, 11, Post Falls | 12.83 |




### 100 Meter High Hurdles

- |                                   |       |
|-----------------------------------|-------|
| 1. Lisa Taylor, 11, Highland      | 15.38 |
| 2. Amy Fuller, 12, Twin Falls     | 15.77 |
| 3. Alexandra Nash, 10, Pocatello  | 15.99 |
| 4. Julie Freeman, 12, Meridian    | 16.04 |
| 5. Jennifer Willmore, 11, Skyline | 16.06 |
| 6. Lorien Albright, 11, Lewiston  | 16.17 |




### 200 Meter Dash

- |                                       |       |
|---------------------------------------|-------|
| 1. Kelsi Hall, 12, Rigby              | 25.40 |
| 2. Angie McFadden, 12, Eagle          | 25.60 |
| 3. Alena Munger, 11, Centennial       | 25.73 |
| 4. Fawn Gadlin, 10, Capital           | 25.98 |
| 5. Brenda Nipp, 11, Coeur d' Alene    | 26.33 |
| 6. Jennifer Swanstrom, 11, Post Falls | 26.69 |



### 300 Meter Int Hurdles

- |                                   |       |
|-----------------------------------|-------|
| 1. Lisa Taylor, 11, Highland      | 44.77 |
| 2. Hayley Meikle, 12, Hillcrest   | 45.67 |
| 3. Julie Murdoch, 11, Idaho Falls | 46.12 |
| 4. Janell Holloway, 11, Madison   | 46.50 |
| 5. Julie Freeman, 12, Meridian    | 47.26 |
| 6. Emily Nelson, 12, Highland     | 47.86 |



### 400 Meter Dash

- |                                    |         |
|------------------------------------|---------|
| 1. Kristi Conners, 11, Eagle       | 57.77   |
| 2. Brenda Nipp, 11, Coeur d' Alene | 57.97   |
| 3. Kacee Jossis, 9, Meridian       | 59.51   |
| 4. Joani Whittaker, 11, Centennial | 59.60   |
| 5. Kathryn Dallas, 12, Borah       | 59.84   |
| 6. Ginger Powell, 10, Hillcrest    | 1:00.15 |



### 4x100 Meter Relay

- |              |       |
|--------------|-------|
| 1. Skyline   | 50.19 |
| 2. Eagle     | 50.94 |
| 3. Capital   | 51.47 |
| 4. Sandpoint | 51.50 |
| 5. Madison   | 51.85 |
| 6. Borah     | 52.24 |




### 800 Meter Run

- |                                      |         |
|--------------------------------------|---------|
| 1. Susan Werner, 11, Boise           | 2:18.49 |
| 2. Sharlyn Maughan, 12, Minico       | 2:18.58 |
| 3. Rana Reavis, 10, Pocatello        | 2:20.73 |
| 4. Kira Thompson, 11, Coeur d' Alene | 2:22.57 |
| 5. Jessica Taylor, 11, Idaho Falls   | 2:23.47 |
| 6. Mattie Mulick, 11, Pocatello      | 2:24.46 |




### 4x200 Meter Relay

- |               |         |
|---------------|---------|
| 1. Highland   | 1:45.75 |
| 2. Meridian   | 1:46.28 |
| 3. Pocatello  | 1:48.76 |
| 4. Centennial | 1:48.85 |
| 5. Eagle      | 1:48.97 |
| 6. Skyline    | 1:49.39 |




### 1600 Meter Run

- |                                  |          |
|----------------------------------|----------|
| 1. Sharlyn Maughan, 12, Minico   | 5:08.80* |
| 2. Susan Werner, 11, Boise       | 5:10.87  |
| 3. Rachel Ramer, 11, Skyline     | 5:15.34  |
| 4. Rana Reavis, 10, Pocatello    | 5:19.53  |
| 5. Robin Witcher, 9, Boise       | 5:20.00  |
| 6. Nicole Maloney, 10, Sandpoint | 5:21.12  |




### 4x400 Meter Relay

- |                   |        |
|-------------------|--------|
| 1. Meridian       | 4:01.7 |
| 2. Hillcrest      | 4:03.1 |
| 3. Pocatello      | 4:03.8 |
| 4. Coeur d' Alene | 4:05.3 |
| 5. Twin Falls     | 4:07.1 |
| 6. Eagle          | 4:09.7 |



### 3,200 Meter Run

- |                                 |           |
|---------------------------------|-----------|
| 1. Susan Werner, 11, Boise      | 10:59.81* |
| 2. Sharlyn Maughan, 12, Minico  | 11:00.78  |
| 3. Rana Reavis, 10, Pocatello   | 11:24.31  |
| 4. Janae Johnson, 9, Hillcrest  | 11:43.35  |
| 5. Jamie Herman, 11, Centennial | 11:43.75  |
| 6. Robin Witcher, 9, Boise      | 11:45.59  |



### Medley Relay


- |              |         |
|--------------|---------|
| 1. Eagle     | 1:49.98 |
| 2. Highland  | 1:50.78 |
| 3. Meridian  | 1:52.56 |
| 4. Pocatello | 1:52.64 |
| 5. Hillcrest | 1:53.21 |
| 6. Borah     | 1:54.25 |

\*New A-1 record




# TRACK AND FIELD

## Girls A-1 continued



### High Jump

- |                                  |          |
|----------------------------------|----------|
| 1. Analee Carter, 12, Twin Falls | 5'06.00" |
| 2. Teresa Emery, 11, Twin Falls  | 5'04.00" |
| 3. Crista Peterson, 11, Eagle    | 5'04.00" |
| 4. Alisa Baker, 10, Borah        | 5'04.00" |
| 5. Shauntae Davids, 12, Rigby    | 5'04.00" |
| 6. Erin Ricks, 10, Highland      | 5'02.00" |



### Triple Jump

- |                                   |           |
|-----------------------------------|-----------|
| 1. Janell Holloway, 11, Madison   | 37'02.25' |
| 2. Kelsi Hall, 12, Rigby          | 36'11.50' |
| 3. Annie Bankhead, 12, Twin Falls | 36'10.25' |
| 4. Ginger Powell, 10, Hillcrest   | 35'11.75' |
| 5. Teresa Emery, 11, Twin Falls   | 35'03.50' |
| 6. Katie Perkins, 11, Centennial  | 34'10.00' |



### Pole Vault

- |                                   |            |
|-----------------------------------|------------|
| 1. Sadie Sweet, 11, Capital       | 11'00.00"* |
| 2. Margaret Haines, 12, Eagle     | 8'06.00"   |
| 3. Karen Shryne, 10, Meridian     | 8'00.00"   |
| 4. Jessie McAleese, 10, Pocatello | 8'00.00"   |
| 5. Kaylene Fife, 11, Rigby        | 8'00.00"   |
| 6. Cheryl Dilday, 12, Lake City   | 7'06.00"   |



### Shot Put

- |                                   |           |
|-----------------------------------|-----------|
| 1. Maureen Griffin, 11, Pocatello | 42'10.00' |
| 2. Sessa Snell, 12, Madison       | 37'06.00' |
| 3. Julie Vail, 12, Eagle          | 37'04.00' |
| 4. Susie Clayton, 11, Skyline     | 36'05.75' |
| 5. Sarah Mathis, 10, Borah        | 36'04.50' |
| 6. Lauren Bronson, 10, Borah      | 35'05.75' |



### Long Jump


- |                                    |           |
|------------------------------------|-----------|
| 1. Kelsi Hall, 12, Rigby           | 17'10.75" |
| 2. Anja Mothes, 12, Madison        | 17'02.25" |
| 3. Kristen Green, 9, Borah         | 16'10.75" |
| 4. Janee Andre', 9, Coeur d' Alene | 16'09.75" |
| 5. Crista Peterson, 11, Eagle      | 16'09.00" |
| 6. Sadie Sweet, 11, Capital        | 16'08.25" |



### Discus Throw


- |                                   |            |
|-----------------------------------|------------|
| 1. Sessa Snell, 12, Madison       | 136'07.00' |
| 2. Susie Clayton, 11, Skyline     | 129'08.00' |
| 3. Maureen Griffin, 11, Pocatello | 123'02.00' |
| 4. Katie Thurnagle, 11, Skyline   | 115'05.00' |
| 5. Sierra Lutz, 12, Meridian      | 108'03.00' |
| 6. Sara Mathis, 10, Borah         | 106'10.00' |

## Boys A-1 Winners




### 100 Meter Dash

- |                                |       |
|--------------------------------|-------|
| 1. KJ West, 10, Capital        | 11.04 |
| 2. Caleb Bowman, 11, Sandpoint | 11.12 |
| 3. Josh Wilund, 10, Lewiston   | 11.29 |
| 4. Matt Marcum, 12, Madison    | 11.32 |
| 5. Colin Jasper, 9, Lewiston   | 11.45 |
| 6. Jared Meuser, 11, Eagle     | 11.48 |



### 800 Meter Run

- |                                  |         |
|----------------------------------|---------|
| 1. Mark Van Orden, 12, Highland  | 1:54.78 |
| 2. Dusty Hamlin, 12, Boise       | 1:55.22 |
| 3. Danny Powell, 12, Boise       | 1:58.22 |
| 4. Sean McBride, 12, Idaho Falls | 1:59.42 |
| 5. Tyrel Stevenson, 11, Caldwell | 1:59.52 |
| 6. Chris Taylor, 11, Idaho Falls | 1:59.82 |




### 200 Meter Dash

- |                                |       |
|--------------------------------|-------|
| 1. Caleb Bowman, 11, Sandpoint | 22.27 |
| 2. KJ West, 10, Capital        | 22.30 |
| 3. Ben Korhing, 12, Twin Falls | 22.51 |
| 4. Casey O'Brien, 12, Caldwell | 22.53 |
| 5. Matt Marcum, 12, Madison    | 22.78 |
| 6. Colin Jasper, 9, Lewiston   | 22.79 |




### 1,600 Meter Run

- |                                    |         |
|------------------------------------|---------|
| 1. Tyler Williams, 9, Centennial   | 4:24.82 |
| 2. Danny Powell, 12, Boise         | 4:25.22 |
| 3. Brandon Briggs, 11, Idaho Falls | 4:25.80 |
| 4. Gene Betancourt, 10, Caldwell   | 4:26.52 |
| 5. Josh Hart, 10, Skyline          | 4:26.80 |
| 6. Jacob Powell, 11, Boise         | 4:26.82 |



### 400 Meter Dash

- |                                   |       |
|-----------------------------------|-------|
| 1. Ben Korhing, 12, Twin Falls    | 49.54 |
| 2. James McMullen, 11, Meridian   | 50.74 |
| 3. Dusty Hamlin, 12, Boise        | 51.12 |
| 4. Kevin Tallman, 10, Hillcrest   | 51.20 |
| 5. Shane McKissen, 12, Twin Falls | 51.86 |
| 6. Devin Dixon, 10, Blackfoot     | 51.94 |




### 3,200 Meter Run

- |                                    |         |
|------------------------------------|---------|
| 1. Danny Powell, 12, Boise         | 9:27.22 |
| 2. Tyler Williams, 9, Centennial   | 9:28.52 |
| 3. Jed Barta, 10, Bonneville       | 9:29.62 |
| 4. Jacob Powell, 11, Boise         | 9:31.22 |
| 5. Brandon Briggs, 11, Idaho Falls | 9:31.62 |
| 6. Terry Allen, 9, Borah           | 9:32.62 |

\*New A-1 and overall record


# TRACK AND FIELD

## Boys A-1 continued




### 110 Meter High Hurdles

1. Kody Kraus, 12, Madison	14.76
2. Andy Smith, Meridian	15.15
3. Jared Meuser, 11, Eagle	15.21
4. John Wadsworth, 12, Skyview	15.32
5. Brett Wilson, 12, Bonneville	15.47
6. Matt Almond, 11, Skyview	15.55




### High Jump

1. Jared Tracy, 11, Twin Falls	6'04.00"
2. Darin Jurgensmeir, 10, Minico	6'04.00"
3. Brad Wilding, 12, Rigby	6'02.00"
3. Kurt Linford, 12, Madison	6'02.00"
3. Devin Scoresby, 11, Idaho Falls	6'02.00"
6. Ryan Therrian, 11, Post Falls	6'02.00"
6. Mike Owens, 9, Boise	6'02.00"




### 300 Meter Int Hurdles

1. Kody Kraus, 12, Madison	38.67
2. Jared Meuser, 11, Eagle	38.74
3. John Wadsworth, 12, Skyview	39.58
4. Mickey Hewitt, 11, Lewiston	40.37
5. Shaun Bettazza, 12, Minico	40.73
6. Ben Franz, 12, Madison	41.62



### Pole Vault

1. Chuma Shawn, 12, Boise	15'00.00"
2. Greg Frankamp, 12, Boise	14'00.00"
2. McKay Womack, 10, Rigby	14'00.00"
4. Aaron Villano, 12, Pocatello	13'06.00"
5. Ben Franz, 12, Madison	13'00.00"
6. Bryan Lewis, 12, Eagle	13'00.00"



### 4x100 Meter Relay

1. Lewiston	43.41
2. Capital	43.60
3. Madison	43.76
4. Eagle	43.91
5. Borah	43.92
6. Meridian	43.99




### Long Jump

1. Rick McCrery, 11, Lewiston	22'01.00"
2. Devin Scoresby, 11, Idaho Falls	21'01.50"
3. Robert Thurston, 12, Twin Falls	21'00.75"
4. Darren Mohr, 11, Lewiston	20'09.25"
5. Brett Wilson, 12, Bonneville	20'02.00"
6. Matt Zimmerman, 12, Centennial	20'01.50"



### 4x200 Meter Relay

1. Lewiston	1:29.86
2. Highland	1:31.60
3. Eagle	1:31.85
4. Twin Falls	1:31.98
5. Madison	1:32.94
6. Idaho Falls	1:34.44




### Triple Jump

1. Kevin Fowler, 12, Borah	44'08.25"
2. Jake Tracy, 12, Twin Falls	44'02.00"
3. Rick McCrery, 11, Lewiston	43'10.50"
4. Brian Bettis, 12, Nampa	43'02.00"
5. Rohn McCune, 11, Caldwell	43'00.75"
6. Robert Thurston, 12, Twin Falls	43'00.00"




### 4x400 Meter Relay

1. Twin Falls	3:23.6
2. Highland	3:23.7
3. Eagle	3:26.3
4. Hillcrest	3:30.5
5. Skyview	3:30.6
6. Boise	3:30.9




### Shot Put

1. Austin Lee, 12, Post Falls	56'00.00"
2. Ryan Knowle, 12, Sandpoint	51'08.50"
3. Toby Gleave, 11, Hillcrest	50'00.50"
4. Troy Donohue, 11, Boise	49'05.50"
5. Kyle Kelly, 12, Pocatello	49'01.50"
6. Brad Rice, 12, Lewiston	48'10.50"



### Medley Relay

1. Highland	3:33.89
2. Idaho Falls	3:36.11
3. Caldwell	3:36.40
4. Centennial	3:36.74
5. Eagle	3:37.62
6. Sandpoint	3:39.41



### Discus Throw

1. Sefo Raass, 11, Nampa	159'00.00"
2. Jake Tracy, 12, Twin Falls	155'10.00"
3. Justin Boeck, 12, Sandpoint	153'08.00"
4. Austin Lee, 12, Post Falls	153'02.00"
5. Craig Wuthrich, 12, Twin Falls	152'07.00"
6. Dustin Gregston, 11, Mountain Home	151'11.00"

# GOLF

## 1997 IDAHO STATE GOLF TOURNAMENT

Class A: Highland Golf Course — Pocatello

Class B: Blackfoot Municipal Golf Course — Blackfoot

May 16-17, 1997

### Class A Boys




#### Team Championships

1. Twin Falls	626	316	310
2. Borah	627	310	317
3. Skyline	628	306	322
4. Capital	630	321	309

#### Medalists

1. Josh Nagelmann, Meridian	70
2. Darren Black, Lewiston	71
3. Darren Fletcher, Boise	74
4. Luke Sestero, Skyline	74



### Class A Girls




#### Team Championships

1. Rigby	544	276	268
2. Caldwell	545	276	269
3. Boise	545	270	275
4. Borah	577	284	293

#### Medalists

1. Maggie Pierose, Boise	82
2. Jenny Rodwell, Caldwell	82
3. Kristina Cenell, Meridian	85
4. Lindsay Reed, Rigby	86



### Class B Boys




#### Team Championships

1. Moscow	624	31	313
2. Middleton	631	314	317
3. Jerome	637	316	321
4. Emmett	641	312	329

#### Medalists

1. Mike Coazkos, Jerome	71
2. Pete Williams, Moscow	73
3. Mike Deboard, Salmon	74
4. Joseba Egana, Emmett	74



### Class B Girls




#### Team Championships

1. Weiser	552	278	274
2. Moscow	571	280	291
3. Bishop Kelly	579	291	288
4. Marsh Valley	597	298	299

#### Medalists

1. Josey Edwards, Weiser	84
2. Laura Skinner, Bishop Kelly	87
3. Sarah Walter, Bonners Ferry	87
4. Tamara Thompson, Gooding	88




# TENNIS

## STATE TENNIS RESULTS May 16-17, 1997 — Boise Class A




### Girls Single

- Champion Sarah Blain, Pocatello
- 2nd Place Erin Polowski, Centennial
- 3rd Place Christine Gellrich, Skyline
- 4th Place Rachel Merzlock, Highland




### Boys Singles

- Champion George Devidze, Idaho Falls
- 2nd Place Eric Metzger, Twin Falls
- 3rd Place Tyler West, Hillcrest
- 4th Place Brett Keys, Boise



### Girls Doubles

- Champion Anne Mikkelson - Kathy Chi, Centennial
- 2nd Place Shannon Chester - Hayli Scott, Pocatello
- 3rd Place Brandi Blacklock - Jennifer Bennett, Capital
- 4th Place Tracy Wagner - Kristen Roemer, Twin Falls



### Boys Doubles

- Champion Jevin West - Tyler West, Hillcrest
- 2nd Place Grant Ebright - Jeff Northness, Centennial
- 3rd Place Ryan Linnen - Mark Rice, Centennial
- 4th Place Ryan Dunham - James Ronald, Pocatello



### Mixed Doubles


- Champion Jed Reese - Hilary Chandler, Capital
- 2nd Place Justin Walker - Susan Terry, Eagle
- 3rd Place Spencer Nelson - Pam Nelson, Pocatello
- 4th Place Zach Thompson - Sara Howard, Twin Falls



### Team


- Champion Centennial Coach - Marian DeWane
- Runner-Up Pocatello Coach - Skip Rudd

## Class B



### Girls Singles

- Champion Eleanor Specht, Bishop Kelly
- 2nd Place Alex Nieman, Murtaugh
- 3rd Place Carolina Rojas, Bishop Kelly
- 4th Place Lexie Hunt, Ketchum Community




### Boys Singles

- Champion Chancey Martin, Ketchum Community
- 2nd Place Alec Erquiaga, Jerome
- 3rd Place Ivan Czwan, Payette
- 4th Place Andy Boyd, Moscow




### Girls Doubles

- Champion Libby Ames - Lindsay Stradley, Payette
- 2nd Place Jennifer Kurdy - Carol Tolsma, Bishop Kelly
- 3rd Place Angie Gibson - Michelle Chin, Moscow
- 4th Place Gabe Church - Lindsey Nielsen, Parma



### Boys Doubles

- Champion Tony Haddock - Von Sitts, Parma
- 2nd Place Kurt McDonald - Sunni Mitsri, Jerome
- 3rd Place Ethan Jones - Luke Grauke, Moscow
- 4th Place Wayne Batt - Eric Hickman, Vallivue



### Mixed Doubles

- Champion Kevin McDonald - Laura Pohanka, Jerome
- 2nd Place Kyle Lewis - Martina Muehlegger, Ketchum Community
- 3rd Place Antone Gaviola - Heather Brooks, Parma
- 4th Place David Coles - Emily Weston, Vallivue



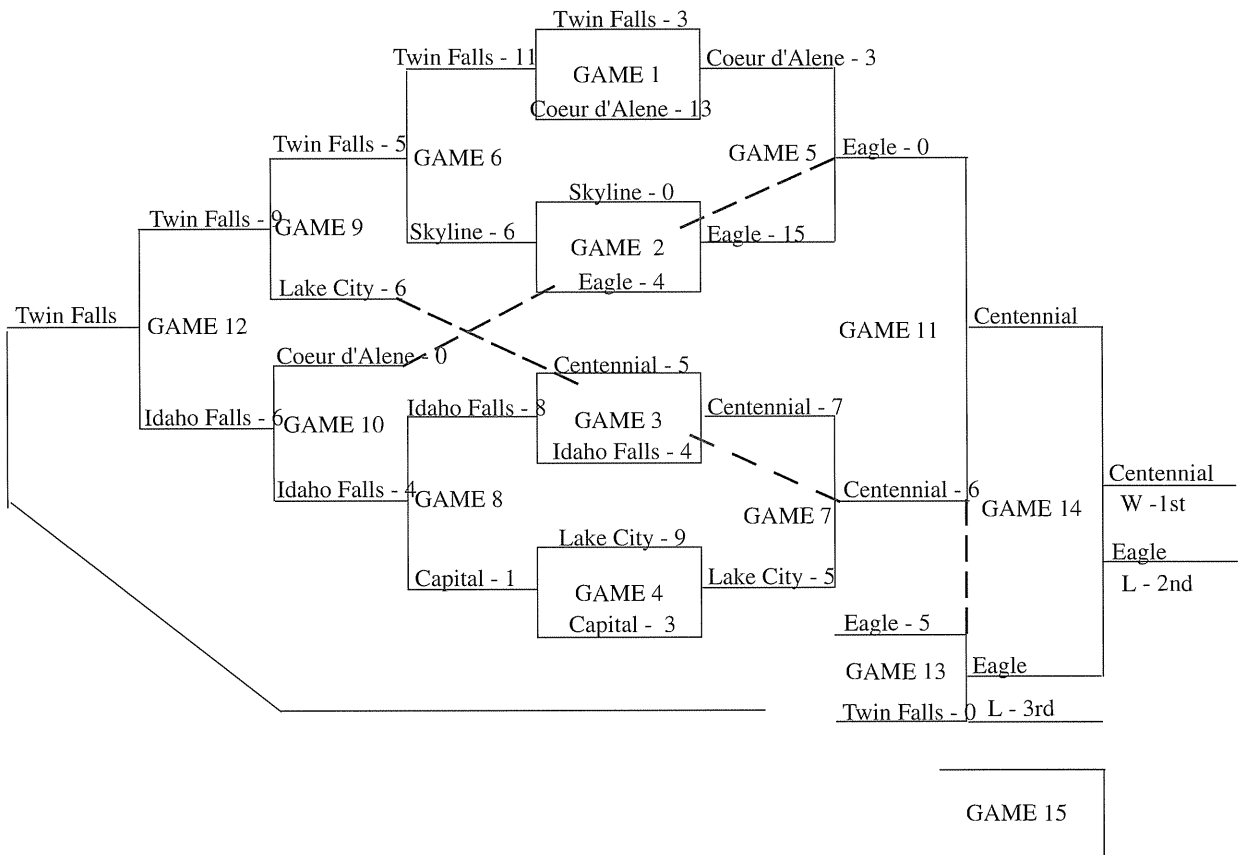
### Team

- Champion Jerome Coach - Ken Wright
- Runner-Up Ketchum Community Coach - John Jacoby

# SOFTBALL

1997 A-1 STATE FASTPITCH TOURNAMENT  
 May 15-17, 1997 — Coeur d'Alene

## CENTENNIAL HIGH SCHOOL

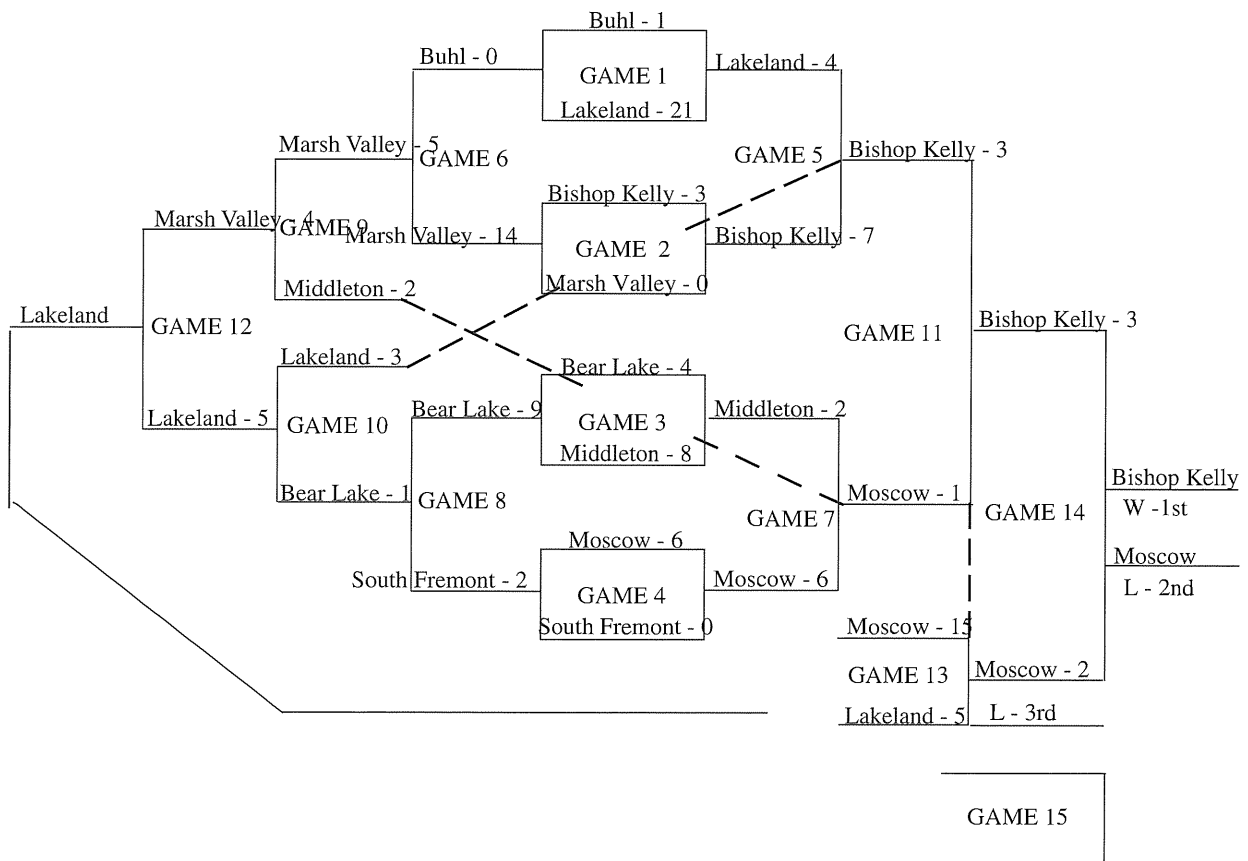




# SOFTBALL

1997 A-2 STATE FASTPITCH TOURNAMENT  
 May 15-17, 1997 — Coeur d'Alene

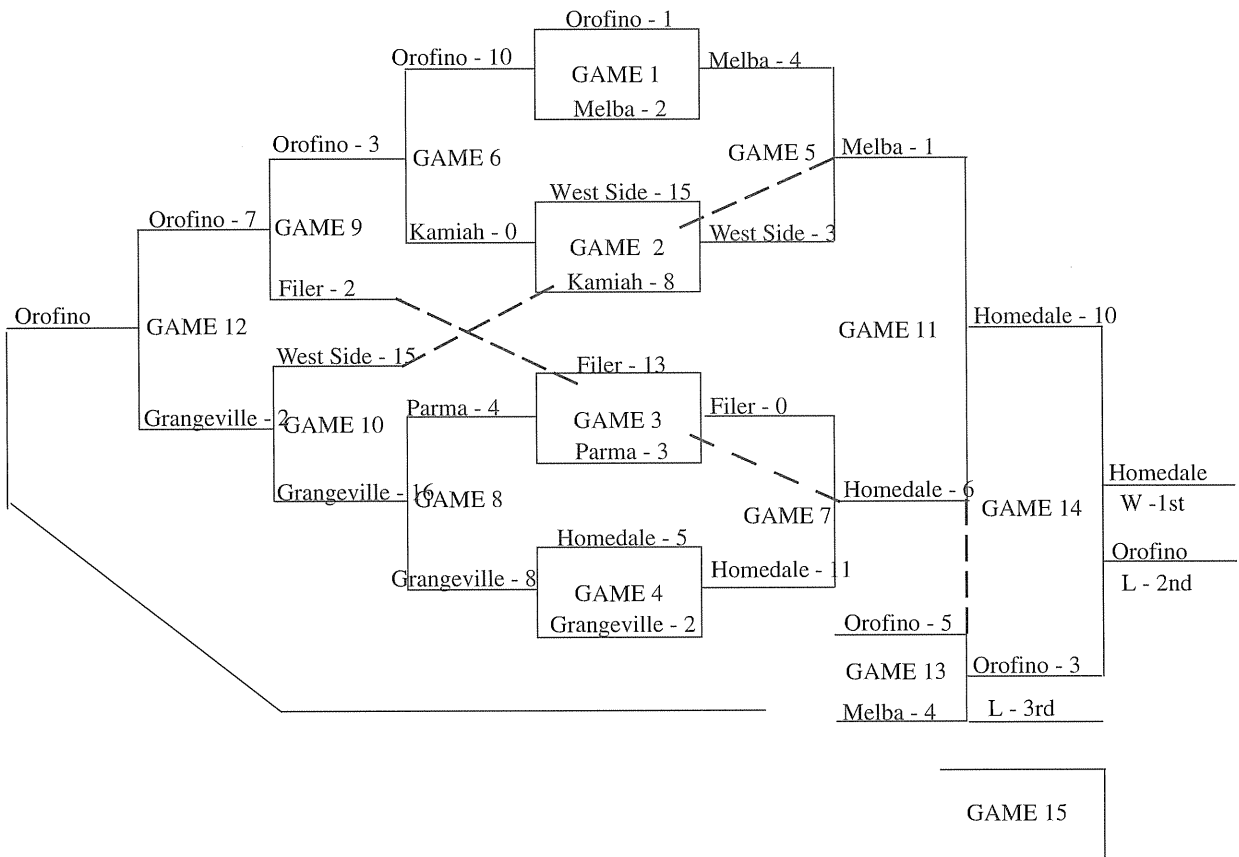
## BISHOP KELLY HIGH SCHOOL



# SOFTBALL

1997 A-3 STATE FASTPITCH TOURNAMENT  
May 15-17, 1997 — Orofino

## HOMEDALE HIGH SCHOOL



# SOFTBALL

1997 A-4 STATE SLOWPITCH TOURNAMENT  
 May 16-17, 1997 — Genesee

## LAKESIDE HIGH SCHOOL

