

2001 — 2002

STATE TOURNAMENT

CHAMPIONS

**November 30-December 1
Skyview High School**

Sweepstakes

Burley High School
Richard Call, coach

Class A Teams

1st Burley - R. Call, coach
2nd Centennial - T. Fuller, coach
3rd Eagle - J. Peterson, coach

Class B Teams

1st Sugar-Salem - G. Stumme, coach
2nd American Falls - T Kress, coach
3rd Declo - M. Null, coach

Individual Awards

Ensemble Serious

1st M Ramsey, J Ward - Burley
2nd (t) W Betts, S Wilford - Sugar-Salem
(t) C Taylor, K Stamman, N Hydrich - Eagle
3rd H Berg, A Smith - Moscow

Ensemble Humorous

1st E Corey, L Barats - Eagle
2nd A Cooper, J Fazakerley - Lake City
3rd B Winward, F Horlsey, J Ward - Burley

Ensemble Pantomime

1st F Horsley, B Call - Burley
2nd J Preece, A Hanebutt - Centennial
3rd J Bartlett, T Harper, L Edmonds, T Wilson, A Litz -Lakeland

Original Acting - Serious

1st K Scamman, L Daigle - Eagle
2nd N Ratanayake, J Matthew, D Louie - Centennial
3rd Heather Hunsaker - Declo

Original Acting - Humorous

1st Chase Beecher - Malad
2nd J Yearout, T Foster - Centennial
3rd S Cronen, K Porter M Melton, J Matthew, N Ratanayake - Centennial

Tech Theatre - Scene Design

1st A Ferrin, Z Doering - Moscow
2nd P Shepherd, J Clinger - American Falls
3rd T Doerzaph, W Stafford - Lake City

Solo Serious

1st Katherine Yeary - Caldwell
2nd Kristen Mortensen - Centennial
3rd Rebecca Johnston - Century

Solo Humorous

1st Mike Ramsey - Burley
2nd Lacey Gerrett - Burley
3rd Bryce Fletcher - Teton

Solo Pantomime

1st Candice Ploc-her - Sugar-Salem
2nd Josie Harris - Bear Lake
3rd Elena DeLa Concepcion - Nampa

Solo Audition

1st Becca Winward - Burley
2nd Brian Matlock - Nampa
3rd Dan Haley - Moscow

Tech Theatre - Costume Design

1st Amanda Lords - American Falls
2nd J Royster, B Perron - Centennial
3rd Kaysha Golman - Parma

Tech Theatre - Properties

1st Mark Merrill - Burley
2nd A Ball, DJ Miller - Sugar Salem
3rd G Anderson, C Wagerman - American Falls

Tech Theatre - Make-up

1st B Aguirre, J West - American Falls
2nd H Hunsaker, M Turner - Declo
3rd O Ball, M Martinez - Centennial

Century High School
March 8-9, 2002

Class A

Lincoln-Douglas

1st	Chad Judy	Hillcrest
2nd	Susan Elle	Skyview
3rd(t)	Clara Mitchell	Eagle
3rd(t)	Aaron Montgomery	Nampa
Fin.	Jason Kelly	Hillcrest
Fin.	Min Zhang	Boise
Fin.	Barton Jackson	Eagle
Fin.	Daniel Packard	Madison

Teams

Coach

1 st	Eagle	Kerby Kojima
2 nd	Hillcrest	Amy Walker
3 rd	Bishop Kelly	Lindy Freeman

Policy

1st	Braden Lang, Evan Dean
	Boise
2nd	Darren Boerl, Mike Thomas
	Centennial
3rd(t)	Branden Berg, Michelle Weigelt
	Meridian
3rd(t)	Trevor Linderman, Evan Pack
	Madison
Fin.	Kevin Carpenter, Mark Scoville
	Blackfoot
Fin.	Holly Harrington, Jordan Park
	Hillcrest
Fin.	Joseph Coleman, Jason Grover
	Bonneville
Fin.	Chris Youderian, Nick Wilmot
	Idaho Falls

Teams

Coach

1st	Boise	Stan McGrady
2nd	Centennial	Kelly Baer
3rd(t)	Bonneville	Peggy Oliver
3rd(t)	Hillcrest	Amy Walker

Class B

Lincoln-Douglas

1st	Nate Wright	Snake River
2nd	William Hemmings	Wood River
3rd(t)	Dane Johns	Kimberly
3rd(t)	S.J. Carter	Teton
Fin.	Katie Wilson	South Fremont
Fin.	Arica Hawkins	Valley
Fin.	Charles Kelly	Kimberly
Fin.	Clayton Utoff	South Fremont

Teams

Coach

1 st	South Fremont	Margaret Oveson
2 nd	Snake River	Wendy Shelman
3 rd	Kimberly	Lori Clements

Policy

1st	John Henager, Anthony Orgega
	South Fremont
2nd	Yousef Lel-Kher, Joshua Davenport
	South Fremont
3rd(t)	Jacob Chaney, Devin Sheffield
	Wood River
3rd(t)	Kyle Risner, Brandon Epp
	Wood River
Fin.	Tiphany Lemkuhl, Brienne Williams
	North Fremont
Fin.	Chris Johnson, Elly Garner
	Kimberly
Fin.	Greg Cheyne, Daniel Miller
	South Fremont
Fin.	Elizabeth Davenport, Jared Huber
	South Fremont

Teams

Coach

1st	South Fremont	Margaret Oveson
2nd	Wood River	Tim Neville
3rd	North Fremont	Lori Hope

Madison High School
April 19-20, 2002

Sweepstakes

Jerome High School – Scott Burton, Coach

Class A

1st	Jerome - S. Burton, coach
2nd	Burley - R. Call, coach
3rd	Centennial - K. Baer, coach
4th	Eagle - H. Kojima, coach

Class B

1st	S. Fremont - M. Oveson, coach
2nd	Sugar-Salem - G. Stumme, coach
3rd	C d' A Charter - D. Kaplan, coach
4th	Filer - K. Forster, coach

A EVENTS

Impromptu

1. Dustin Johnson	Meridian
2. Sarah Seamons	Blackfoot
3. Lauren Kelly	Blackfoot

Extemporaneous

1. J.B. Tarter	Twin Falls
2. Nathan Emsall	Coeur d' Alene Charter
3. Jason Kelly	Hillcrest

Panel Discussion

1. Sarah Ferguson	Pocatello
2. Jil Jaeger	Lake City
3. Trevor Linderman	Madison

Radio

1. Kim Stevens	Eagle
2. Anthony Ortega	South Fremont
3. Aaron Montgomery	Nampa

Retold Story

1. Rena Theard	Lake City
2. Vaughn Neville	Wood River
3. Mike Ramsey	Burley

Expository

1. Andrea Parrish	Blackfoot
2. Brittany Bishop	South Fremont
3. Leon Samuels	Centennial

B EVENTS

Serious Interpretation

1. Heather Hunsaker	Declo
2. Levi Garrett	Burley
3. Kate McKeown	Lake City

Humorous Interpretation

1. Josh Meline	Burley
2. Jacqueline Chung-Hee	Mtn. Home
3. Lacey Kuwana	Declo

Duo Interpretation

1. M Ramsey / J Ward	Burley
2. D Nyborg / DJ Miller	Sugar-Salem
3. F Freiler / L Garrett	Burley

Original Oratory

1. Chelsi Sutton	Madison
2. Brittany Bishop	South Fremont
3. Leon Samuels	Centennial

After Dinner

1. Liz McDonagh	Eagle
2. Mark Hewes	Butte County
3. Matt Melton	Centennial

Salesmanship

1. Jessica Mortensen	Jerome
2. Mary Feusahrens	Filer
3. Kim Stevens	Eagle

Oratorical Analysis

1. Dustin Johnson	Meridian
2. Krystal Neuman	Centennial
3. Justine Sanders	Century

5a state cross country


October 27, 2001
Freeman Park — Idaho Falls



5A Girls

- | | | |
|----|-----------|-----|
| 1. | Meridian | 40 |
| 2. | Boise | 85 |
| 3. | Borah | 103 |
| 4. | Hillcrest | 109 |

1	Karley Meikle	10	Hillcrest	19:39.05
2	Breanna Sande	9	Lake City	20:05.91
3	Rilee Buttars	9	Skyline	20:08.02
4	Leanne Spinazola	10	Capital	20:41.05
5	Abby Zimmey	9	Meridian	20:53.15
6	Rachael Grow	11	Meridian	21:08.85
7	Jenny Downey	11	Pocatello	21:12.69
8	Maddie Coffman	9	Boise	21:13.06
9	Heather Carlson	10	Skyline	21:16.47
10	Niki Barfuss	11	Meridian	21:18.56
11	Ashleigh Forstie	12	Borah	21:23.88
12	Lindsay Burt	11	Boise	21:27.75
13	Kayla Preece	11	Idaho Falls	21:32.47
14	Serena Kunz	12	Meridian	21:33.88
15	Bryn Taylor	12	Madison	21:36.45
16	Sheila Rose	11	Meridian	21:39.46
17	Sara Studebaker	11	Boise	21:39.81
18	Becci Memmott	12	Hillcrest	21:46.59
19	Virginia Williams	12	Boise	21:48.93
20	Texie Evans	12	Borah	21:50.05




5A Boys

- | | | |
|----|-----------|-----|
| 1. | Meridian | 49 |
| 2. | Hillcrest | 81 |
| 3. | Capital | 93 |
| 4. | Skyline | 109 |

1	Matt Knoff	11	Highland	16:50.21
2	Jeremy Cramer	12	Capital	17:04.15
3	Brian Knight	12	Capital	17:05.38
4	David Jankowski	11	Skyline	17:13.78
5	John Tall	12	Hillcrest	17:35.56
6	Billy Walters	12	Meridian	17:46.70
7	Sean Boone	11	Meridian	17:47.46
8	Adam Follett	10	Idaho Falls	17:48.71
9	Todd Smith	11	Meridian	17:51.06
10	Chapa Estevan	11	Twin Falls	17:52.55
11	Ty Cook	12	Idaho Falls	17:53.79
12	Robert Harrison	11	Meridian	17:55.08
13	Austin Woodland	11	Hillcrest	17:56.22
14	Jacob Fullmer	12	Madison	17:57.37
15	Aaron Buchanan	11	Capital	18:00.44
16	Jared Reiman	11	Borah	18:01.58
17	Dan Hochhalter	11	Meridian	18:02.10
18	Jeff Anderson	10	Highland	18:02.58
19	Mike Tucker	11	Pocatello	18:03.05
20	Gary Attebury	9	Hillcrest	18:03.47




Karley Meikle



Matt Knoff

October 27, 2001
Freeman Park — Idaho Falls



4A Girls

- 1. Bishop Kelly 52
- 2. Vallivue 55
- 3. Moscow 99
- 4. Jerome 110

4A Boys

- 1. Bishop Kelly 34
- 2. Jerome 100
- 3. Century 101
- 4. Vallivue 124

1	Taryn Trapp	10	Vallivue	19:54.64
2	Allix Painter	9	Moscow	20:26.37
3	Allie Brosh	10	Sandpoint	20:26.93
4	Kim Reading	11	Blackfoot	20:30.18
5	Jackie Carter	10	Bishop Kelly	20:31.61
6	Jennifer McPherson	12	Skyview	20:34.39
7	Amber Wade	12	Jerome	20:37.43
8	Kayla Christensen	12	Vallivue	20:49.79
9	Lindsay Miller	10	Vallivue	20:58.86
10	Candace McEnespy	10	Post Falls	21:10.50
11	Alison Belzer	9	Bishop Kelly	21:29.85
12	Emily Peck	12	Caldwell	21:31.97
13	Michelle Obrochta	10	Bishop Kelly	21:35.89
14	Amy Coulter	11	Bishop Kelly	21:37.53
15	Emily Thiem	10	Moscow	21:42.50
16	Michelle Baldwin	9	Post Falls	21:44.09
17	Julia Williams	12	Moscow	21:44.35
18	Nicole Hubler	10	Vallivue	21:48.77
19	Marie Foreman	9	Moscow	21:49.82
20	Kristin Mink	12	Jerome	21:57.71

1	Nick Symmonds	12	Bishop Kelly	17:03.49
2	Paul Thomas	11	Bishop Kelly	17:16.14
3	Steve Hinkle	12	Vallivue	17:25.90
4	Aaron Wolfe	10	Century	17:46.33
5	John Wade	12	Post Falls	17:53.47
6	Klye Flahout	12	Century	17:57.35
7	Jonathan Griffith	11	Bonneville	18:01.81
8	Boyd Standley	11	Emmett	18:03.55
9	Tyler Hopper	11	Caldwell	18:06.37
10	Kyle Grode	11	Bishop Kelly	18:07.31
11	Craig Paulin	11	Jerome	18:09.71
12	Brandon Christofferson	11	Vallivue	18:12.50
13	Jerry Neal	11	Bishop Kelly	18:15.11
14	Pat McGlynn	10	Bishop Kelly	18:19.74
15	David Jenkins	10	Nampa	18:31.69
16	Matt Watson		Nampa	18:31.92
17	Drew Johnson	10	Burley	18:32.38
18	Ethan Anyan	12	Post Falls	18:32.85
19	Tyler Layne	12	Jerome	18:33.17
20	Steven Ritchie	10	Burley	18:35.41




Taryn Trapp



Nick Symmonds

3a state cross country

October 27, 2001
Freeman Park — Idaho Falls



3A Girls

- | | | |
|----|---------------|----|
| 1. | Preston | 61 |
| 2. | Snake River | 75 |
| 3. | Gooding | 81 |
| 4. | Bonnors Ferry | 94 |

1	Danielle Allen	11	Teton	20:49.71
2	Keri Jean Fuller	12	Sugar-Salem	21:06.17
3	Carin Patterson	12	Gooding	21:13.57
4	Kari Hartly	12	Filer	21:43.09
5	Shannalee Cristman	11	Soda Springs	21:46.91
6	Ellen Crecelius	12	Lakeland	21:48.83
7	Stephanie Thurston	11	St. Maries	22:00.31
8	Kassidee Campbell	9	Preston	22:07.31
9	Eva Bach	11	Wood River	22:07.53
10	Ashley Rickels	11	Middleton	22:13.27
11	Hanna Prange	9	Salmon	22:18.65
12	April Homan	11	Gooding	22:21.30
13	Meadow Braden	10	Bonnors Ferry	22:28.06
14	Kristin Boehme	12	Bear Lake	22:29.00
15	Mallory Wheatley	10	Preston	22:30.72
16	Angelette Nielson	11	Snake River	22:50.31
17	Amanda Miles	12	Gooding	22:51.94
18	Sonnie Leak	9	wPreston	22:57.30
19	Kaitlyn Tymrak	11	Bonnors Ferry	22:57.99
20	Charias Kidd	11	Snake River	23:07.94



3A Boys

- | | | |
|----|---------------|-----|
| 1. | Preston | 96 |
| 2. | Bonnors Ferry | 102 |
| 3. | Soda Springs | 109 |
| 4. | Salmon | 116 |

1	Forrest Braden	12	Bonnors Ferry	16:41.80
2	Kenne Shuler	9	Soda Springs	17:53.05
3	Alex New	11	Kellogg	17:59.45
4	Taylor Harper	12	Snake River	18:02.19
5	Dallas Eborn	9	Bear Lake	18:05.08
6	Rodger Jachim	10	Middleton	18:07.40
7	Trae Jones	11	Declo	18:15.49
8	John Bell	9	Bonnors Ferry	18:20.06
9	Dustin Murray	11	South Fremont	18:24.94
10	Justin Keller	12	Salmon	18:26.12
11	Colby Cole	11	Preston	18:26.55
12	Trevor Heward	10	Declo	18:30.00
13	Mark Moser	12	Preston	18:31.31
14	Bobby Johnson	11	Preston	18:31.94
15	Jeff Thurman	12	Teton	18:34.09
16	Jon Combs	12	Salmon	18:34.53
17	Lance Nebeker	12	Gooding	18:34.78
18	Pat Hillaker	11	Soda Springs	18:35.04
19	Steve Trujillo	11	Middleton	18:39.48
20	John Hitchcock	10	Teton	18:41.04



Danielle Allen



Forrest Braden

October 27, 2001
Freeman Park — Idaho Falls



2A Girls

- 1. Malad 49
- 2. Ririe 50
- 3. Firth 61
- 4. McCall-Donnelly 79



2A Boys


- 1. Firth 43
- 2. Malad 81
- 3. Ririe 108
- 4. McCall-Donnelly 149

1	Amy Collins	10	Kootenai	20:50.86
2	Bobbi Wangsgard	11	Malad	21:28.98
3	Ashley Puga	9	Nampa Christian	21:35.61
4	Annie Gamble	12	Malad	21:54.83
5	Morgan Bitsoi	10	Ririe	22:01.93
6	Lindsey Reed	12	Ririe	22:06.42
7	Ashley Walker	12	Firth	22:11.59
8	Vannessa Boyer	11	Firth	22:17.34
9	Paige Wyatt	10	Valley	22:20.97
10	Lacey Nield	12	Ririe	22:23.76
11	Annikka Nielsen	11	Firth	22:30.89
12	Kimberly Williams	11	Malad	22:39.46
13	Sarah Armstrong	9	McCall-Donnelly	22:44.75
14	Becky Ward	12	Melba	22:48.67
15	Mariah Reddick	11	McCall-Donnelly	22:52.17
16	Lindsay Williams	10	Firth	22:53.00
17	T.J. Martinat	10	Homedale	22:59.87
18	Diane Gooding	12	Greenleaf Friends	23:02.17
19	Erin Grinde	11	McCall-Donnelly	23:03.12
20	Alaina Price	11	Malad	23:06.51

1	Marcus Veristain	12	Idaho City	17:07.35
2	Chris Saenz	12	Greenleaf Friends	17:42.49
3	Dustin Portela	12	Firth	18:03.95
4	Nathan Clayson	10	Firth	18:14.39
5	Cody Fowers	11	Hansen	18:16.91
6	Kevin Potter	12	Troy	18:19.07
7	Tyler Rose	11	Cambridge	18:20.60
8	Steve Atkinson	9	Malad	18:24.41
9	Matt Clark	12	Valley	18:27.50
10	Chris Atkinson	11	Malad	18:28.04
11	Tom Troutner	11	McCall-Donnelly	18:33.96
12	Danny Beutler	10	West Side	18:34.19
13	Landen Teeter	11	Hansen	18:35.53
14	Trevor Price	9	Malad	18:35.89
15	Jake Peterson	10	Firth	18:36.76
16	Juan Morales	12	Wilder	18:43.06
17	Brian Landon	10	Ririe	18:44.56
18	Craig Hokanson	12	Firth	18:51.71
19	Jason Tam	10	Firth	18:57.57
20	Josh Butler	11	Wilder	19:08.84



Amy Collins



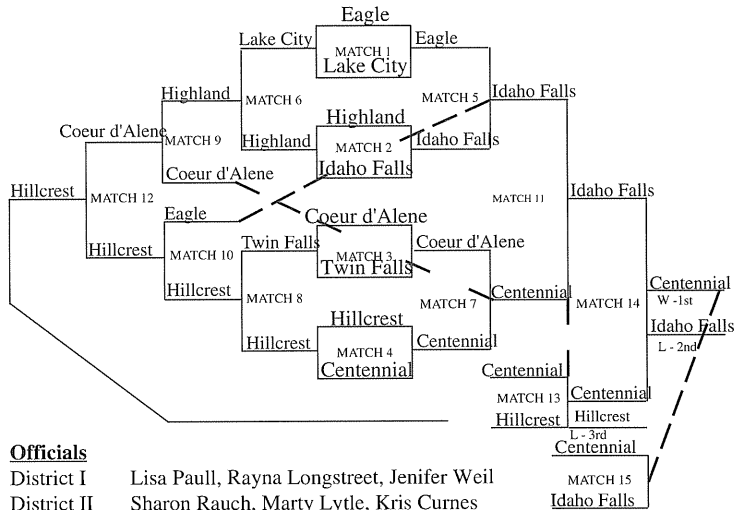
Marcus Veristain

volleyball champions

5A October 26 - 27, 2001
Post Falls High School — Post Falls



Centennial High School



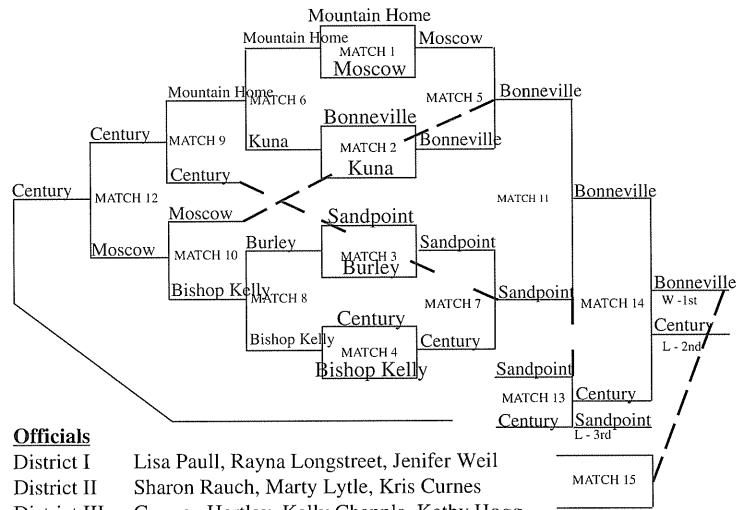
Officials

- District I Lisa Paull, Rayna Longstreet, Jenifer Weil
- District II Sharon Rauch, Marty Lytle, Kris Curnes
- District III Carmen Hartley, Kelly Chapple, Kathy Hogg
- District IV Holly Cook, Laurie Howard
- District V Jeff Horrocks, Julie Burke
- District VI Norm Kane, Tracy Brown

4A October 26 - 27, 2001
Lake City High School — Coeur d'Alene



Bonneville High School



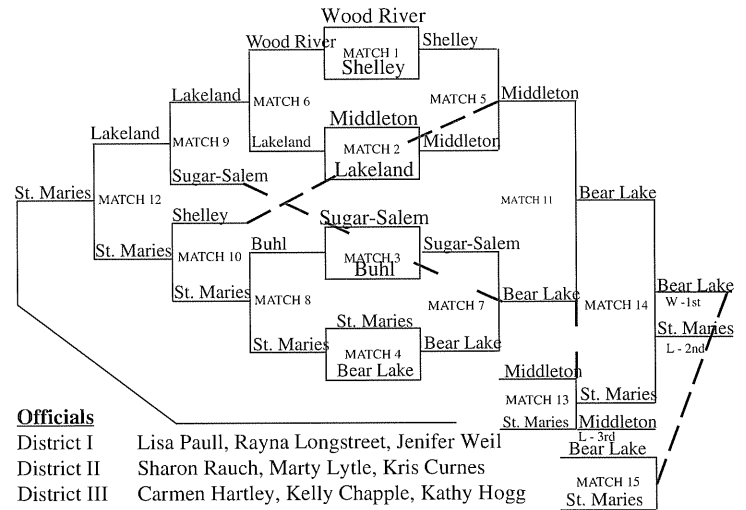
Officials

- District I Lisa Paull, Rayna Longstreet, Jenifer Weil
- District II Sharon Rauch, Marty Lytle, Kris Curnes
- District III Carmen Hartley, Kelly Chapple, Kathy Hogg
- District IV Holly Cook, Laurie Howard
- District V Jeff Horrocks, Julie Burke
- District VI Norm Kane, Tracy Brown

3A October 26 - 27, 2001
North Idaho College — Coeur d'Alene



Bear Lake High School



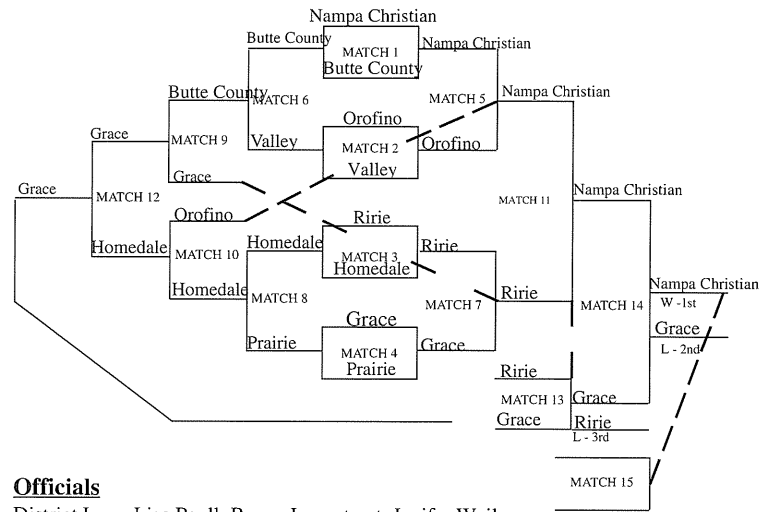
Officials

- District I Lisa Paull, Rayna Longstreet, Jenifer Weil
- District II Sharon Rauch, Marty Lytle, Kris Curnes
- District III Carmen Hartley, Kelly Chapple, Kathy Hogg
- District IV Holly Cook, Laurie Howard
- District V Jeff Horrocks, Julie Burke
- District VI Norm Kane, Tracy Brown

2A October 26 - 27, 2001
Lewiston High School — Lewiston



Nampa Christian High School



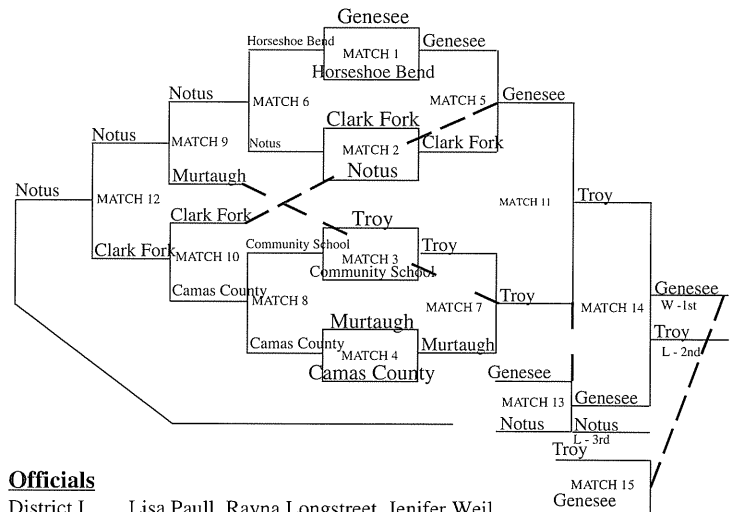
Officials

- District I Lisa Paull, Rayna Longstreet, Jenifer Weil
- District II Sharon Rauch, Marty Lytle, Kris Curnes
- District III Carmen Hartley, Kelly Chapple, Kathy Hogg
- District IV Holly Cook, Laurie Howard
- District V Jeff Horrocks, Julie Burke
- District VI Norm Kane, Tracy Brown

1A October 26 - 27, 2001
Lewis-Clark State College — Lewiston



Genesee High School



Officials

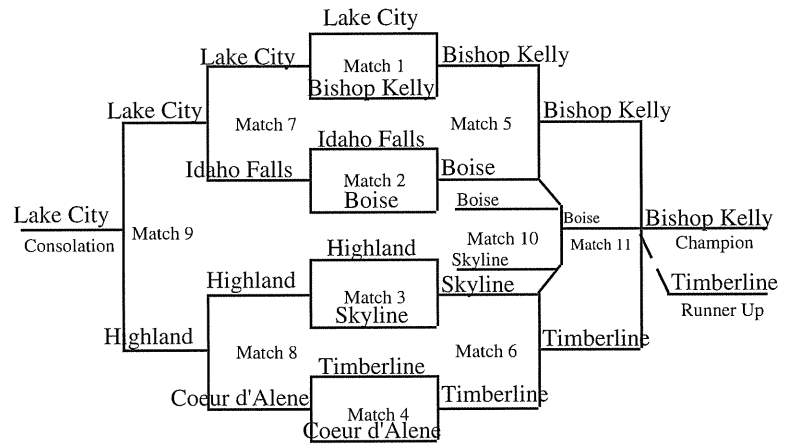
- District I Lisa Paull, Rayna Longstreet, Jenifer Weil, Don Friis, Sharon Timblin, David Broughton
- District II Sharon Rauch, Marty Lytle, Kris Curnes, Sally Greene, David Brown, Kally Lytle
- District III Carmen Hartley, Kelly Chapple, Kathy Hogg
- District IV Holly Cook, Laurie Howard
- District V Jeff Horrocks, Julie Burke

5a state soccer champions

October 25 - 27, 2001
 Highland High School - Pocatello



Bishop Kelly High School

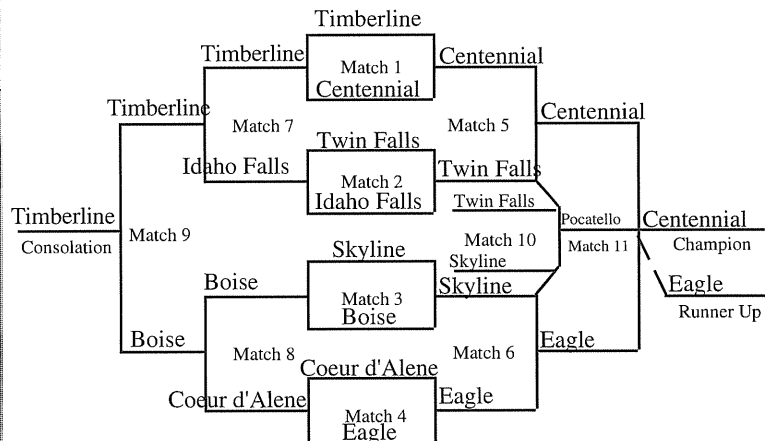


Officials

- District I David Day, Dave Palmer
- District II Ken Peterson
- District III Joe Sanchez, Frans Hoogland, Don Rydman, Jim Wolfe, Tom Dater, Carmen Poling, Rama Vadapali
- District IV Jorge Alvarez, Marc Garcia, Jolin Jacobsen, Steve Kearns, Steve Keefer, Joe McNeal, Bruce Seamons
- District V Richard Inouye, Robert Arnold, Alan Herzfeld, Mark Roberts, Eric Jarvi, Tim Zikratch, Dan Goettsche
- District VI Jeff Brower, Candy Gardner, Bobbi Tracy, Paul Bayless, Kirk Polatis, Paul Manning, Dave Eaton



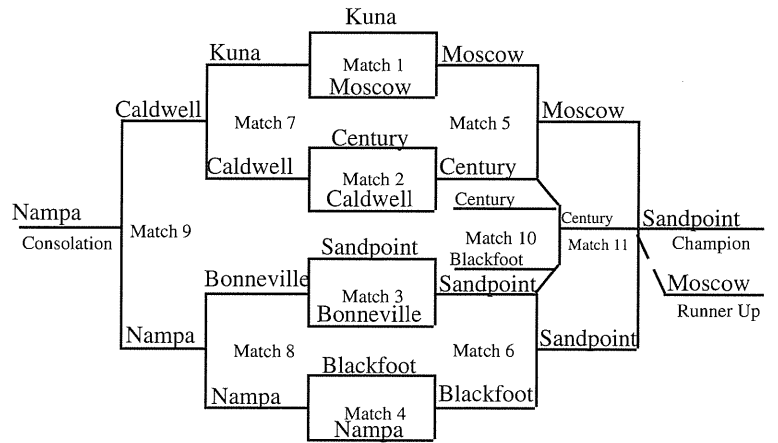
Timberline High School



October 25 - 27, 2001
Highland High School - Pocatello




Sandpoint High School

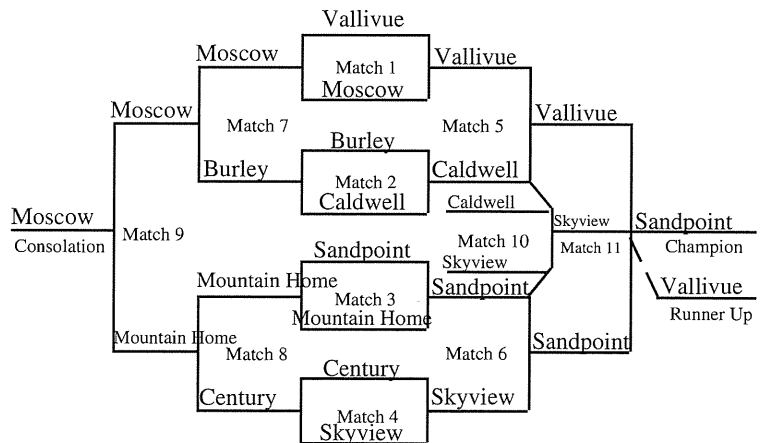


Officials

- District I David Day, Dave Palmer
- District II Ken Peterson
- District III Joe Sanchez, Frans Hoogland, Don Rydman, Jim Wolfe, Tom Dater, Carmen Poling, Rama Vadapali
- District IV Jorge Alvarez, Marc Garcia, Jolin Jacobsen, Steve Kearns, Steve Keefer, Joe McNeal, Bruce Seamons
- District V Richard Inouye, Robert Arnold, Alan Herzfeld, Mark Roberts, Eric Jarvi, Tim Zikratch, Dan Goettsche
- District VI Jeff Brower, Candy Gardner, Bobbi Tracy, Paul Bayless, Kirk Polatis, Paul Manning, Dave Eaton




Sandpoint High School

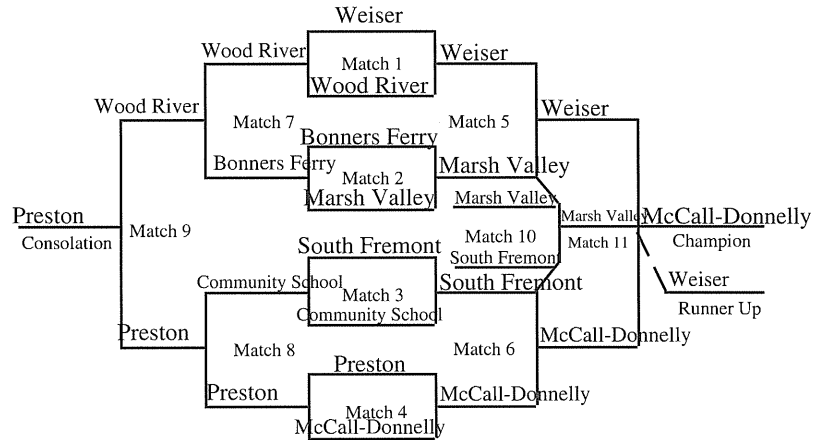


3a state soccer champions

October 25 - 27, 2001
Buhl High School - Buhl



McCall-Donnelly High School




Officials


- District I: David Day, Dave Palmer
- District II: Ken Peterson
- District III: Joe Sanchez, Frans Hoogland, Don Rydman, Jim Wolfe, Tom Dater, Carmen Poling, Rama Vadapali
- District IV: Jorge Alvarez, Marc Garcia, Jolin Jacobsen, Steve Kearns, Steve Keefer, Joe McNeal, Bruce Seamons
- District V: Richard Inouye, Robert Arnold, Alan Herzfeld, Mark Roberts, Eric Jarvi, Tim Zikratch, Dan Goettsche
- District VI: Jeff Brower, Candy Gardner, Bobbi Tracy, Paul Bayless, Kirk Polatis, Paul Manning, Dave Eaton



Payette High School



5A Milk Bowl — Holt Arena, Pocatello
November 16, 2001



Eagle High School

Game 1 Eagle vs. Capital
Nov. 9, 2001 - Eagle H.S.
Officials: Jack Jones, Paul Schaffeld, Bob Ranells, Tim Messuri, Scott Orr


Game 2 Highland vs. Centennial
Nov. 9, 2001 — Holt Arena
Officials: Dennis Oliver, Roger Kunz, Cal Brian, Terry Jones, Greg Harding

Game 3 Eagle vs. Highland
Nov. 16, 2001 — Holt Arena, Milk Bowl
Officials: Chris Gardner, Al Gardner, Hugh Foster, Nate Chipman, Dan Andreason

5A



4A Milk Bowl — Holt Arena, Pocatello
November 16, 2001



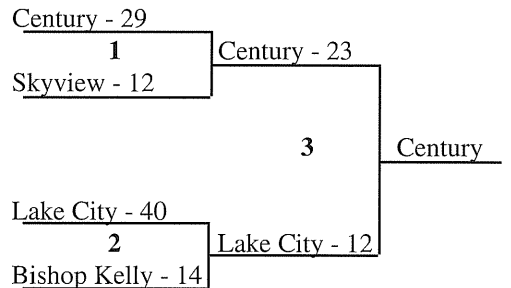
Century High School

Game 1 Century vs. Skyview
Nov. 9, 2001 — Holt Arena.
Officials: Doug Carlson, Gary Carlson, Steve Williams, Richard Ockey, Gerald Christensen

Game 2 Lake City vs. Bishop Kelly
Nov. 9, 2001 — Lake City H.S.
Officials: Roger Stewart, Ken Maring, Terry Gorton, Bill Clark, Dominic Howard


Game 3 Century vs. Lake Cith
Nov. 16, 2001 — Holt Arena, Milk Bowl
Officials: Luis Egusquiza, Rolland Wood, Kerby Butler, Sean Standley, Art Watkins

5A



3a & 2a state football champions

3A Milk Bowl — Holt Arena November 17, 2001



Snake River High School

Game 1: McCall-Donnelly vs. Weiser
Nov. 3, 2001 — McCall-Donnelly H.S.
Officials: Tim Messuri, Bob Barowsky,
Jim Carr, Dan Neef, Ron Hopkins

Game 2 Lakeland vs. Fruitland
Nov. 3, 2001 — Lakeland H.S.
Officials: Tom Brown, Dick
Kochansky, Jim White, Steve Currie,
Dominic Howard

Game 5 Weiser vs. Lakeland
Nov. 10, 2001 — Weiser H.S.
Officials: Vince Leedy, Steve Jones,
Frank Fullmer, Shannon Bryson, Ron
Crowe

Game 6 Snake River vs. Preston
Nov. 10, 2001 — Holt Arena
Officials: Doug Carlson, Terry
Jones, Gary Carlson, Gerald
Christensen, Greg Harding


Game 3 Snake River vs. Teton
Nov. 3, 2001 — Holt Arena
Officials: Doug Carlson, Terry Jones,
Roger Kunz, Gary Carlson, Gerald
Christensen

Game 4 Declo vs. Preston
Nov. 3, 2001 — Holt Arena
Officials: Chris Bitton, Bruce Hossfeld,
Curtiss Peterson, Steve Thomas, Art
Watkins

Game 7 Snake River vs. Lakeland
Nov. 17, 2000 — Holt Arena, Milk Bowl
Officials: Butch Croy, Kevin Acree, Jim
Bershaw, Don Judd, Brian Farmer



2A Milk Bowl — Holt Arena November 17, 2001



Kamiah High School

Game 1 Glens Ferry vs. Grace
Nov. 2, 2001 — Holt Arena
Officials: Luis Eguisquiza, Sean
Standley, Larry Edgar, Kirby Butler,
Paul Remaley

Game 2 Firth vs. Challis
Nov. 2, 2001 — Holt Arena
Officials: Dave Sire, Nate
Chipman, Doug Hymas, Dan
Owen, Mack Shirley


Game 5 Glens Ferry vs. Firth
Nov. 10, 2001 — Holt Arena
Officials: Chris Bitton, Bruce Hossfeld,
Ken Lively, Steve Thomas, Paul Ostyn

Game 6 Kamiah vs. Homedale
Nov. 10, 2001 — Kamiah H.S.
Officials: Butch Croy, Kevin Acree,
Jim Bershaw, Don Judd, Brian Farmer

Game 3 Kamiah vs. Parma
Nov. 3, 2001 — Kamiah H.S.
Officials: Corky Fazio, Kevin
Acree, Rich Baerlocher, Gary
Allen, Doug Gochnour


Game 4 Homedale vs. Grangeville
Nov. 3, 2001 — Homedale H.S.
Officials: Bill Hartman, Paul Schaffeld,
Jim Core, Dallas Flisher, Scott Orr

Game 7 Glens Ferry vs. Kamiah
Nov. 17, 2001 — Holt Arena, Milk Bowl
Officials: Glen McKuinn, Rich Grimes,
Gary Bassett, Steve Renberg, Jerry
Helgeson

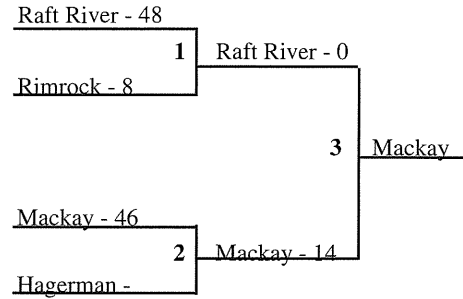


11-man & 8 man state football champions

1A 11-Man Milk Bowl — Holt Arena November 16, 2001



Mackay High School




Game 1 Raft River vs. Rimrock
Nov. 9, 2001 — Raft River H.S.
Officials: Reed Tucker, Larry Edgar,
Eric Williams, Curtis Peterson, Elden
Arriaga


Game 2 Mackay vs. Hagerman
Nov. 9, 2001 — Mackay H.S.
Officials: Chris Gardner, Al Gardner, Hugh
Foster, Nate Chipman, Dan Andreason

Game 3 Raft River vs. Mackay
Nov. 16, 2001 — Holt Arena, Milk Bowl
Officials: Doug Carlson, Terry Jones, Gary
Carlson, Arnie Jones, Greg Harding

1A 8-Man Milk Bowl — Kibbie Dome November 17, 2001



Kendrick High School



Game 1 Kendrick vs. Council
Nov. 3, 2001 - Lewiston H.S.
Officials: Brian Farmer, Bobby
Hicks, Jim Bershaw, Dan Marsh,
Butch Croy

Game 2 Lakeside vs. Notus
Nov. 3, 2001 — Lakeside H.S.
Officials: Bob Burton, Dave
Fealko, Greg Washington, Nate
Hudson, John Clutter

Game 3 Horseshoe Bend vs. Camas County
Nov. 3, 2001 — Horseshoe Bend H.S.
Officials: Tim Gridley, Ed Pierson, John
Gast, Greg Tuttle

Game 4 Castleford vs. Carey
Nov. 2, 2001 — Castleford H.S.
Officials: Reed Tucker, Marty
Hurd, Roland Wood, Robert
Vawser, Paul Ostyn

Game 5 Kendrick vs. Notus
Nov. 10, 2001 — Notus H.S.
Officials: Jerry Helgeson, Gary
Bassett, Rich Grimes, Steve Renberg

Game 6 Horseshoe Bend vs. Castleford
Nov. 10, 2001 — Horseshoe Bend H.S.
Officials: Bill Hartman, Brad Baird,
Bill McCarrel, Brian Law, Jim Carr

Game 7 Kendrick vs. Horseshoe Bend
Nov. 17, 2001 — Kibbie Dome, Milk Bowl
Officials: Bob Burton, Ken Maring, Tom
Brown, Dominic Howard, Bill Clark


girls state basketball champions

5A




Boise High School

February 14-16, 2002
The Idaho Center, Nampa

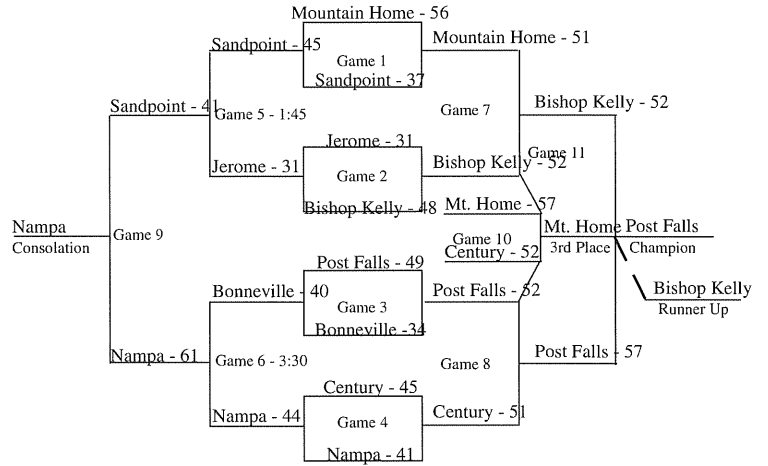


4A



Post Falls High School

February 14-16, 2002
Timberline High School, Boise




3A



Lakeland High School

February 14-16, 2002
Bishop Kelly High School, Boise



Officials

- District I Bill Bopp, Gary Drechsel, Jason Mercer, Paul Manzardo
- District II Darren Malm, Warren Beckman, Sahnnon Wilson, Andy Alldredge
- District III Mikell Dockter, Tim Gridley, Randy Powell, Garrett Nancolas
- District IV Dusty Twitchell, Rich Bevan, Rob Vawser, Sean Standley
- District V Greg Harding, Gerald Christensen, Brian Blad, Delvin Humble
- District VI Brant Kerbs, Dan Andreason, Lynn Smith, Brent Marten

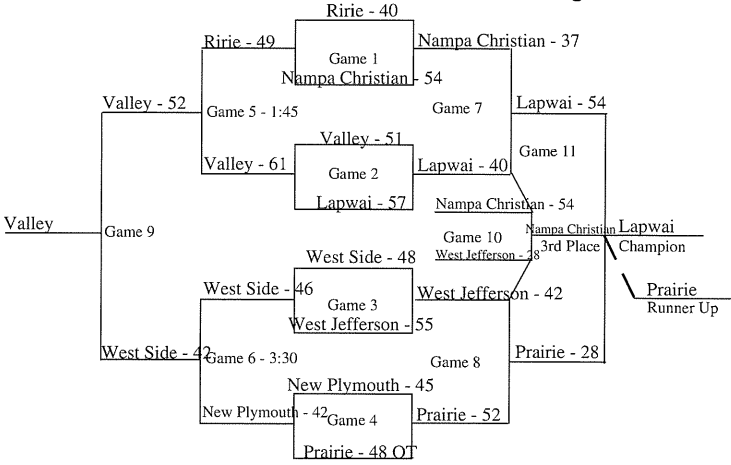
girls state basketball champions

2A




Lapwai High School

February 14-16, 2002
Middleton High School

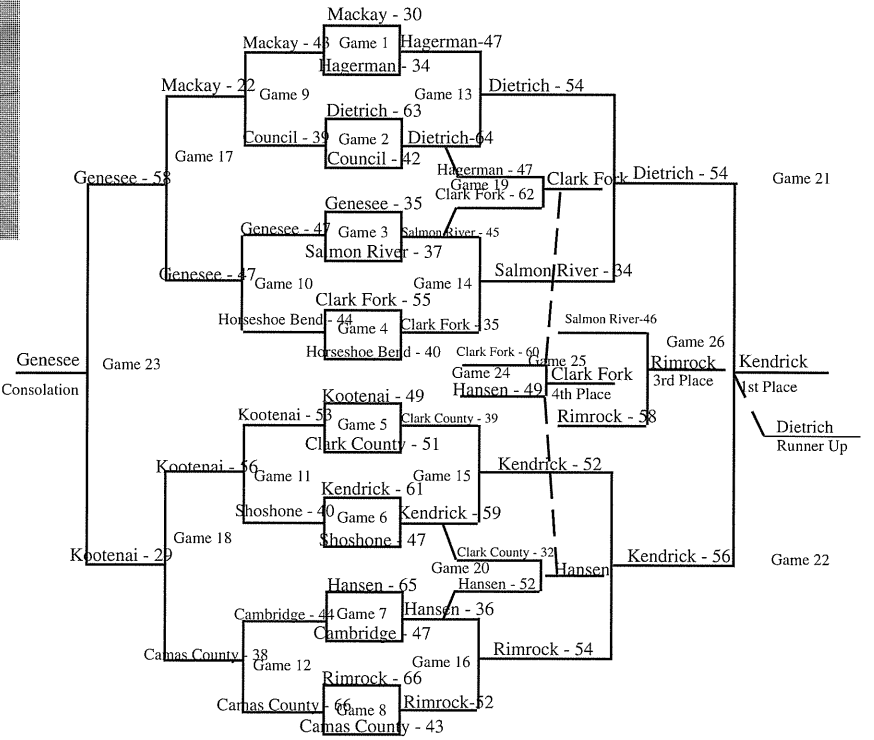


1A



Kendrick High School

February 13-16, 2002
Nampa & Skyview High Schools



Officials

- District I Bill Bopp, Gary Drechsel, Jason Mercer, Paul Manzardo
- District II Darren Malm, Warren Beckman, Shannon Wilson, Andy Alldredge
- District III Mikell Dockter, Tim Gridley, Randy Powell, Garrett Nancolas
- District IV Dusty Twitchell, Rich Bevan, Rob Vawser, Sean Standley
- District V Greg Harding, Gerald Christensen, Brian Blad, Delvin Humble
- District VI Brant Kerbs, Dan Andreason, Lynn Smith, Brent Marten

5a state wrestling individual champions

The Idaho Center, Nampa



103 LBS.

- | | |
|-----------------------|-----------|
| 1. Brett Hale (10) | Rigby |
| 2. Bart Mortensen (9) | Hillcrest |
| 3. Gene Hammond (10) | Minico |
| 4. Buck Rayborn (10) | Capital |
| 5. Vance Beeson (9) | Eagle |
| 6. Dustin Packard (9) | Meridian |



112 LBS.

- | | |
|----------------------|------------|
| 1. Clayton Cook (9) | Pocatello |
| 2. Mike DeRosie (11) | Lake City |
| 3. Eric Adams (11) | Minico |
| 4. Mike Beeson (10) | Eagle |
| 5. Sean Cook (2) | Centennial |
| 6. Sean Conner (9) | Skyline |




119 LBS.

- | | |
|---------------------------|-------------|
| 1. Joe Smothermon (10) | Meridian |
| 2. Eric Collins (12) | Skyline |
| 3. Mark Harper (12) | Minico |
| 4. Humberto Arechiga (12) | Boise |
| 5. Mike Wilding (12) | Highland |
| 6. Travis Halpin (12) | Idaho Falls |



125 LBS.

- | | |
|------------------------|---------------|
| 1. Devin Collins (12) | Skyline |
| 2. Jose Vega (12) | Minico |
| 3. Paul Korpalski (12) | Timberline |
| 4. Ryan Pohlman (11) | Twin Falls |
| 5. Robert Wallace (12) | Coeur d'Alene |
| 6. Tyler Wilcox (12) | Madison |



130 LBS.

- | | |
|-------------------------|---------------|
| 1. Jacob Black (10) | Boise |
| 2. Luke Smith (9) | Idaho Falls |
| 3. Nick Cox (12) | Coeur d'Alene |
| 4. Troy Tincer (11) | Centennial |
| 5. Shilo Armstrong (12) | Pocatello |
| 6. Cody Summers (11) | Madison |

Team Champions

1.	Skyline	199.5
2.	Centennial	167.0
3.	Minico	161.5
4.	Eagle	156.0

Officials

Merrill Owens	Ric Houser	George Germer	Dallas Jones
Gregg Cheesebrough	Rich Kriete	Gary Kamo	Kelly Kidd
Dan Neef	Rick Stimpson	Arne Jones	Travis Spahr
Mike Hughes	Greg Scheer	Alan Gardner	Roger Hanson



135 LBS.

- | | |
|-----------------------|-------------|
| 1. Nate Jensen (11) | Madison |
| 2. Tyson Bird (10) | Centennial |
| 3. Kris Jensen (12) | Idaho Falls |
| 4. Jeremy Nevin (12) | Eagle |
| 5. Danny Shea (12) | Borah |
| 6. Josh Anderson (11) | Highland |



140 LBS.

- | | |
|-------------------------|-------------|
| 1. Armondo Salinas (12) | Twin Falls |
| 2. Zach Fierro (10) | Eagle |
| 3. Seth Lemesurier (12) | Eagle |
| 4. Kitch Larsen (12) | Timberline |
| 5. Matt Hodges (12) | Idaho Falls |
| 6. Paul Ricks (11) | Skyline |



145 LBS.

- | | |
|------------------------|------------|
| 1. Brady Calvert (12) | Twin Falls |
| 2. Zach Graves (12) | Eagle |
| 3. Nick Thompson (11) | Centennial |
| 4. Seth Mortensen (12) | Hillcrest |
| 5. Cameron Hanna (12) | Madison |
| 6. Scott Thometz (12) | Borah |



152 LBS.

- | | |
|-----------------------|-----------|
| 1. Sean Corbin (12) | Lake City |
| 2. Scott Spolar (11) | Capital |
| 3. Brock Steele (11) | Meridian |
| 4. Mike Kelley (12) | Borah |
| 5. Chase Johnson (12) | Skyline |
| 6. Josh Anderson (12) | Minico |

February 21-23, 2002




160 LBS.

- | | |
|-------------------------|----------|
| 1. Camron Weeks (12) | Madison |
| 2. Dustin Standley (12) | Meridian |
| 3. C.J. Beard (12) | Skyline |
| 4. Andy Lee (12) | Borah |
| 5. Jeff Anderson (12) | Minico |
| 6. Andrew Robinson (12) | Eagle |

No Picture Available

171 LBS.

- | | |
|--------------------------|-------------|
| 1. A.J. Harris (12) | Centennial |
| 2. Darren Marshall (10) | Idaho Falls |
| 3. Joey Vail (11) | Minico |
| 4. Ryan Robuck (12) | Skyline |
| 5. Orin Luther-Lund (12) | Lake City |
| 6. Todd Sigler (11) | Meridian |



189 LBS.

- | | |
|-------------------------|-------------|
| 1. Mark Jorgenson (11) | Eagle |
| 2. Theron Shattuck (12) | Madison |
| 3. Matt Kehoe (12) | Idaho Falls |
| 4. Dayne Hansen (12) | Minico |
| 5. Eric Smith (12) | Centennial |
| 6. Blake Kelsey (12) | Skyline |



215 LBS.

- | | |
|------------------------|------------|
| 1. Matt Densley (11) | Centennial |
| 2. Joel Reinhardt (10) | Eagle |
| 3. Kevin Ransom (12) | Skyline |
| 4. Ryan Wagner (12) | Skyline |
| 5. David Johnson (12) | Pocatello |
| 6. Andy Patrick (11) | Meridian |



275 LBS.

- | | |
|------------------------|------------|
| 1. Mike Hagadone (11) | Meridian |
| 2. Jason Griswold (11) | Centennial |
| 3. Nick Smith (10) | Centennial |
| 4. Mike Barnes (12) | Minico |
| 5. Brandon Rupp (10) | Pocatello |
| 6. Paul Jensen (12) | Madison |

4a state wrestling individual champions

The Idaho Center, Nampa

February 21-23, 2002

Team Champions

1.	Sandpoint	292.0
2.	Blackfoot	192.5
3.	Skyview	177.0
4.	Kuna	168.5


Officials

Merrill Owens	Ric Houser	George Germer	Dallas Jones
Gregg Cheesebrough	Rich Kriete	Gary Kamo	Kelly Kidd
Dan Neef	Rick Stimpson	Arne Jones	Travis Spahr
Mike Hugues	Greg Scheer	Alan Gardner	Roger Hanson




103 LBS.

- Keaton Nelson (10) Skyview
- Gale Belgarde (9) Sandpoint
- Quinn Walkington (10) Sandpoint
- Neil Surrant (12) Kuna
- Jose Garcia (10) Blackfoot
- Kip Watson (10) Vallivue




112 LBS.

- Dean Carl (11) Skyview
- Brock Pearson (12) Blackfoot
- Travis Temple (9) Kuna
- Lee Valdez (11) Nampa
- Tim Mathison (9) Nampa
- Dallas Stinger (10) Vallivue



119 LBS.

- Billy Orthman (12) Burley
- Mike Ramsey (9) Mountain Home
- Garret Wells (10) Mountain Home
- Bryce Olson (11) Moscow
- Kevin Spangler (11) Moscow
- Josh Ziegler (12) Sandpoint



125 LBS.

- Jake Booth (11) Post Falls
- Carlos Valadez (11) Skyview
- Jason Greenfield (10) Mountain Home
- Justin Ziegler (11) Sandpoint
- Tyler Robinson (12) Blackfoot
- Brad Chancey (10) Century



130 LBS.

- Creed Knee (10) Vallivue
- Rick Irwin (9) Nampa
- Zach Thompson
- Phil Durrant (11) Kuna
- Chad Jennings (11) Post Falls
- Mario Cervantes (12) Blackfoot




135 LBS.

- Pat Berger (12) Post Falls
- Jacob Velasquez (11) Century
- Nathaniel Troupe (10) Kuna
- Daniel Perkins (11) Vallivue
- Skyler Terry (12) Bonneville
- Johnny Nnez (11) Mountain Home



140 LBS.

- Randy Nelson (12) Post Falls
- Randy Woodbury (12) Kuna
- Kyle Nelson (11) Skyview
- Steve Bangeman (12) Sandpoint
- Jerad McKinney (12) Mountain Home
- Craig Carlson (12) Bonneville



145 LBS.

- Ty Eisinger (12) Moscow
- Richard Cervantes (10) Blackfoot
- Kyle Cheney (10) Vallivue
- Phillip Cranney (12) Century
- Reggie Ross (12) Sandpoint
- Ty Murdock (11) Kuna




152 LBS.

- Gus Madler (11) Skyview
- Riley Golay (12) Jerome
- Eric Lichty (11) Sandpoint
- Andrew Sweeney (11) Moscow
- Tony Hook (12) Sandpoint
- Joe Gastelecutto (11) Vallivue



160 LBS.

- Jeff Still (12) Bonneville
- Tim Howell (12) Kuna
- Steve Adams (12) Blackfoot
- Steven Marsala (10) Kuna
- Chris Feist (12) Sandpoint
- Luke Feist (10) Sandpoint




171 LBS.

- Gerardo Vega (11) Burley
- Nick Gummorsol (12) Century
- Justin Watson (11) Sandpoint
- shane Hall (12) Skyview
- Curtis Scott (12) Mountain Home
- Jason Cates (11) Sandpoint




189 LBS.

- Paul Dille (12) Skyview
- Josh Houk (12) Emmett
- Dallin Carter (11) Blackfoot
- David Thomas (12) Vallivue
- Jared Rosholt (9) Sandpoint
- Ben Knudson (11) Mountain Home



215 LBS.

- Cory Towne (11) Moscow
- Josh Gordon (11) Blackfoot
- Chris Ruiz (10) Nampa
- Skyler Johnson
- Robby Claborn (12) Emmett
- Tony Sanchez (12) Kuna



275 LBS.

- Scott Holbrook (11) Nampa
- Mike Luna (12) Nampa
- Robby torrez (12) Skyview
- Tevita Vasi (11) Skyview
- Dan Ledda (12) Caldwell
- Jaxson Jones (12) Burley

3a state wrestling individual champions

The Idaho Center, Nampa

February 21-23, 2002

Team Champions

1.	Sugar-Salem	230.5
2.	Snake River	135.0
3.	Kellogg	110.0
4.	Declo	100.0

Officials

Merrill Owens	Ric Houser	George Germer	Dallas Jones
Gregg Cheesebrough	Rich Kriete	Gary Karno	Kelly Kidd
Dan Neef	Rick Stimpson	Arne Jones	Travis Spahr
Mike Hugues	Greg Scheer	Alan Gardner	Roger Hanson




103 LBS.

- | | |
|-----------------------|----------------|
| 1. Johnny Steele (12) | Preston |
| 2. Adam Harris (10) | Sugar-Salem |
| 3. J.R. Martinez (10) | Fruitland |
| 4. Lois Bean (10) | Sugar-Salem |
| 5. John Clark (12) | Declo |
| 6. Logan Lusk (10) | American Falls |




112 LBS.

- | | |
|------------------------|-------------|
| 1. Lance Gillette (10) | Gooding |
| 2. Cody Rogers (9) | Gooding |
| 3. Jerry Cobb (9) | Weiser |
| 4. Josh Manes (9) | Timberlake |
| 5. Todd Turpin (11) | Snake River |
| 6. Kyle Cooke (11) | Teton |



119 LBS.

- | | |
|-------------------------|----------------|
| 1. David Egersdorf (12) | Kimberly |
| 2. Michael Vaughan (11) | Marsh Valley |
| 3. Caleb Harris (11) | American Falls |
| 4. Caleb Sharp (12) | Preston |
| 5. Brock Zollinger (12) | Sugar-Salem |
| 6. Talon Vickers (11) | Weiser |



125 LBS.

- | | |
|----------------------|----------------|
| 1. Corey Green (11) | Sugar-Salem |
| 2. Cody Vaughan (11) | Fruitland |
| 3. Bond Bowman (10) | Snake River |
| 4. Kyle Curry (11) | American Falls |
| 5. Travis Stone (11) | Gooding |
| 6. Damon Rowe (12) | Kellogg |



130 LBS.

- | | |
|-------------------------|---------------|
| 1. Derek Clark (12) | Payette |
| 2. Tyler Dschaak (12) | Declo |
| 3. Ranley Koyle (12) | Gooding |
| 4. Kyle Gardner (11) | Kimberly |
| 5. Chance Grimmert (12) | Snake River |
| 6. Jed Crittenden (10) | South Fremont |



135 LBS.

- | | |
|----------------------|---------------|
| 1. Cody Plant (10) | Snake River |
| 2. Beau Godfrey (11) | Sugar-Salem |
| 3. Mike Eldred (10) | Fruitland |
| 4. Greg Packer (12) | South Fremont |
| 5. Matt Conover (11) | Wood River |
| 6. Alan Plank (12) | Kellogg |



140 LBS.

- | | |
|-------------------------|--------------|
| 1. Kevin Rogers (12) | Gooding |
| 2. Shawn Scribner (11) | Priest River |
| 3. Aaron Baird (11) | Marsh Valley |
| 4. Will Baggs (10) | Buhl |
| 5. Clint Leonard (11) | Lakeland |
| 6. Bryce Olberding (12) | Kellogg |



145 LBS.

- | | |
|--------------------------|---------------|
| 1. James Lewis (12) | Snake River |
| 2. Dereck Anderson (12) | Lakeland |
| 3. Kimball Jeppeson (12) | Sugar-Salem |
| 4. Dan Swift (10) | Bonnors Ferry |
| 5. Chance Stevenson (12) | Weiser |
| 6. Josh Sirucek (12) | Buhl |




152 LBS.

- | | |
|-------------------------|---------------|
| 1. Jake Burmester (12) | Marsh Valley |
| 2. Rodney Cochrane (12) | Kellogg |
| 3. Andy Gerber (11) | Snake River |
| 4. Brian Squires (12) | Wood River |
| 5. Mike Gross (12) | Bonnors Ferry |
| 6. Dallen Wilding (11) | Sugar-Salem |



160 LBS.

- | | |
|---------------------------|--------------|
| 1. Scott Hanson (10) | Priest River |
| 2. Fernando Silva (12) | Bear Lake |
| 3. Chantz Calderwood (12) | Teton |
| 4. Troy Gantz (12) | Payette |
| 5. Ryan Price (10) | Sugar-Salem |
| 6. Adam Sipherd (12) | Marsh Valley |




171 LBS.

- | | |
|----------------------|--------------|
| 1. Blake Cord (9) | Timberlake |
| 2. Corey Arnold (11) | Sugar-Salem |
| 3. Dave Weigman (12) | Marsh Valley |
| 4. Joey Silva (9) | Kimberly |
| 5. Ian Webb (12) | Declo |
| 6. Carson Bedke (12) | Sugar-Salem |




189 LBS.

- | | |
|------------------------|-------------|
| 1. Ryan Pereira (12) | Gooding |
| 2. Drew Evans (11) | Sugar-Salem |
| 3. Josh Haynes (10) | Kellogg |
| 4. Jess Bradfield (11) | Preston |
| 5. Casey Merrel (12) | Bear Lake |
| 6. Nick Balmforth (12) | Shelley |



215 LBS.

- | | |
|-------------------------|--------------|
| 1. Chris Chadwick (12) | Snake River |
| 2. Josh Alfrey (12) | Kellogg |
| 3. Esteban Sorrano (12) | Buhl |
| 4. Taryn Pullin (12) | Filer |
| 5. Lee Harris (12) | Sugar-Salem |
| 6. Ean Meyers (11) | Priest River |



275 LBS.

- | | |
|-------------------------|-------------|
| 1. Matt Kent (11) | Sugar-Salem |
| 2. Eric Nave (11) | Lakeland |
| 3. Beau Cahoon (12) | Declo |
| 4. David Howard (9) | Timberlake |
| 5. Sky Pruitt (12) | Lakeland |
| 6. Russell Wiersma (11) | Buhl |

2a state wrestling individual champions

The Idaho Center, Nampa

February 21-23, 2002

Team Champions

- | | | |
|----|---------------|-------|
| 1. | Challis | 259.0 |
| 2. | Malad | 146.5 |
| 3. | North Fremont | 141.5 |
| 4. | Orofino | 109.0 |


Officials

Merrill Owens	Ric Houser	George Germer	Dallas Jones
Gregg Cheesebrough	Rich Kriete	Gary Kamo	Kelly Kidd
Dan Neef	Rick Stimpson	Arne Jones	Travis Spahr
Mike Hugues	Greg Scheer	Alan Gardner	Roger Hanson




103 LBS.

- | | |
|-----------------------|--------------|
| 1. Lex Firth (10) | Malad |
| 2. Jake Walker (9) | Firth |
| 3. David Claypool (9) | New Plymouth |
| 4. Eric Hinson (10) | New Plymouth |
| 5. Rhett Hurren (11) | West Side |
| 6. James Butler (11) | Firth |




112 LBS.

- | | |
|-------------------------|---------------|
| 1. Mark Farmer (11) | Prairie |
| 2. Justin Spaletta (11) | Firth |
| 3. Devin Morrison (12) | Malad |
| 4. Lowell Bishop (10) | North Fremont |
| 5. Dillon Brower (11) | Challis |
| 6. Jimmy Butts (9) | Challis |



119 LBS.

- | | |
|-------------------------|-----------------|
| 1. Eric Malcolm (12) | Firth |
| 2. Dustin Stamper (12) | Highland |
| 3. Nathan Gugelman (12) | Malad |
| 4. Dan Erickson (9) | McCall-Donnelly |
| 5. Phillip Leck (10) | North Fremont |
| 6. Drew Latimer (9) | Challis |



125 LBS.

- | | |
|-------------------------|----------------|
| 1. Richard Turcott (10) | Orofino |
| 2. Mark Mashburn (10) | Homedale |
| 3. Kolton Hansen (9) | West Jefferson |
| 4. Chance Cannon (10) | North Fremont |
| 5. Rusty Darrah (11) | Challis |
| 6. Blake Buehler (11) | Malad |




130 LBS.

- | | |
|------------------------|----------------|
| 1. Chazz Johnson (10) | Kamiah |
| 2. Jacob Lundholm (12) | West Jefferson |
| 3. Kevin Jackson (11) | Parma |
| 4. John Chapman (10) | New Plymouth |
| 5. Jordan Johns (11) | Aberdeen |
| 6. Jacob Scoles (12) | Potlatch |



135 LBS.

- | | |
|-------------------------|---------------|
| 1. Ryan Evans (12) | North Fremont |
| 2. Cade Beeton (11) | Malad |
| 3. James Clark (12) | Parma |
| 4. Tyson Hutchison (12) | Raft River |
| 5. Tad Berry (11) | Challis |
| 6. Roman Gonzales (11) | Butte County |




140 LBS.

- | | |
|------------------------|----------------|
| 1. Jeremiah Bunch (10) | Kamiah |
| 2. Chad Johnson (12) | New Plymouth |
| 3. Gabe Smith (11) | West Jefferson |
| 4. Andrew Cutler (9) | Challis |
| 5. Jed Case (12) | North Fremont |
| 6. George Rand (12) | Horseshoe Bend |




145 LBS.

- | | |
|------------------------|---------------|
| 1. Tanner Smith (12) | West Side |
| 2. Andy Reed (12) | Ririe |
| 3. Mac Erickson (11) | Raft River |
| 4. Jeff Morgan (10) | Melba |
| 5. Dusty Clark (12) | North Fremont |
| 6. Daniel Hulbert (12) | Parma |




152 LBS.

- | | |
|-----------------------|----------------|
| 1. David Hixson (11) | Orofino |
| 2. Jason Keppner (11) | Challis |
| 3. Robert Ayala (12) | Homedale |
| 4. Bryon Hook (12) | Grace |
| 5. Nathan Barzee (10) | West Jefferson |
| 6. Mike Lockhart (12) | Kamiah |




160 LBS.

- | | |
|-------------------------|-----------------|
| 1. Cody Hollibaugh (10) | Orofino |
| 2. Chase Erickson (12) | Raft River |
| 3. Mike Foster (11) | Challis |
| 4. Nathan Kent (12) | Malad |
| 5. Nick Erickson (12) | McCall-Donnelly |




171 LBS.

- | | |
|------------------------------|---------|
| 1. Kasey Kowitz (12) | Valley |
| 2. John Houston (10) | Orofino |
| 3. Mark Dimond (12) | Wendell |
| 4. Matt Ruth (12) | Kamiah |
| 5. C.W. Hurless (11) | Challis |
| 6. Jeremy Rindlisbacher (12) | Malad |




189 LBS.

- | | |
|-------------------------|----------|
| 1. Will Yoder (11) | Wendell |
| 2. Nathan Glarborg (12) | Aberdeen |
| 3. K.C. Hurless (11) | Challis |
| 4. Dallas Herbst (12) | Firth |
| 5. Brian Fritchman (11) | Orofino |
| 6. Jason Blair (12) | Wendell |



215 LBS.

- | | |
|-------------------------|---------------|
| 1. Brice Nelson (11) | Oakley |
| 2. Chase Irvin (12) | Grangeville |
| 3. Zeb Rodes (12) | Garden Valley |
| 4. Ben Bollinger (12) | North Fremont |
| 5. T.J. Corrigan (11) | Challis |
| 6. Richard Flowers (11) | Parma |




275 LBS.

- | | |
|------------------------|-----------------------|
| 1. Logan Hess (12) | Malad |
| 2. Tyler McCune (12) | Cole Valley Christian |
| 3. Brian Wanstrom (10) | Butte County |
| 4. Josh Maxwell 9110 | Wendell |
| 5. Jim Nauman (12) | Homedale |
| 6. Keaton Irby (10) | Orofino |

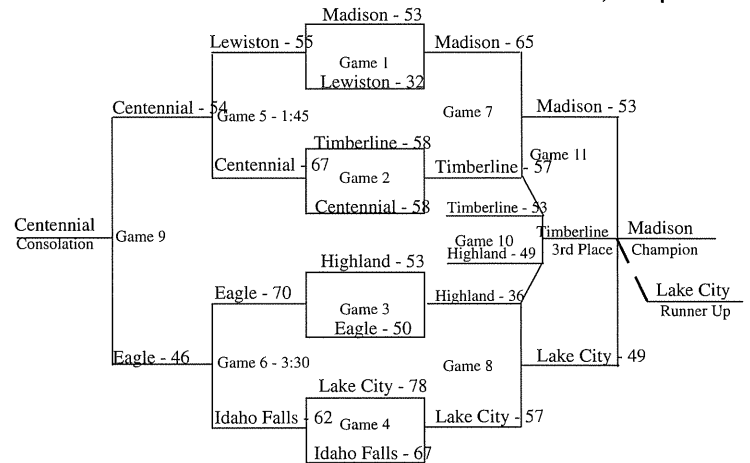
boys state basketball champions

5A



Madison High School

February 28 - March 2, 2002
The Idaho Center, Nampa

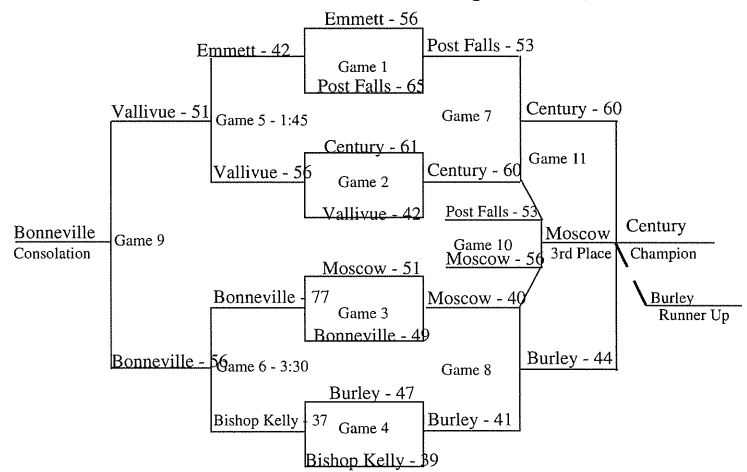


4A




Century High School

February 28 - March 2, 2002
Alberston College of Idaho, Caldwell




3A



Snake River High School

February 28 - March 2, 2002
Meridian High School



Officials

- District I Dave Oakes, John Posnick, Jeff Ward, David Day
- District II Darren Malm, Warren Beckman, Shannon Wilson, Corky Fazio
- District III Rich Gaona, Matt Strong, Perry Kerfoot, Ron Ford
- District IV Randy Winn, Mike Gemar, Jeff Schow, Kirk Carpenter
- District V Greg Harding, Doug Carlson, Lynn Van Every, Gary Carlson
- District VI Kent Marboe, Lynn Smith, Hugh Foster, Dan Andreason

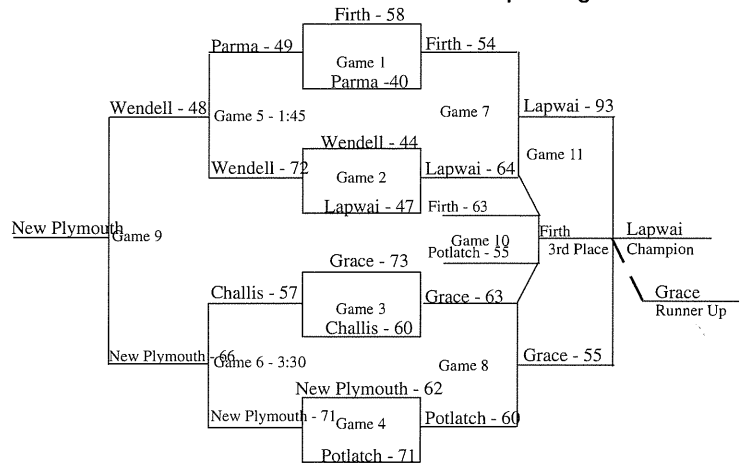
boys state basketball champions

2A




Lapwai High School

February 28 - March 2, 2002
Capital High School

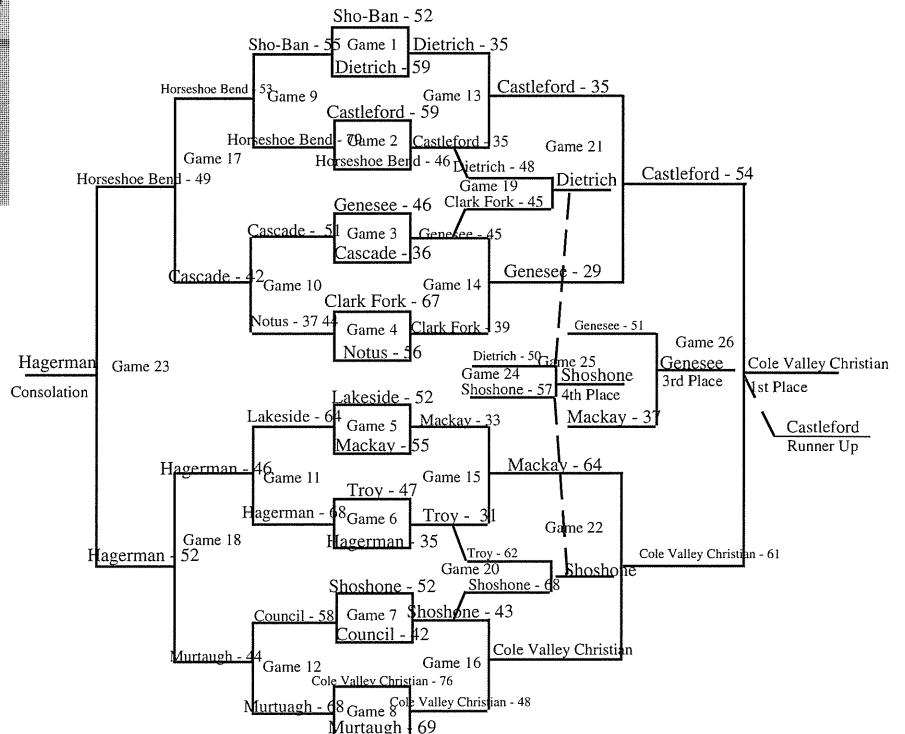


1A



Cole Valley Christian

February 27 - March 2, 2002
Caldwell & Vallivue High Schools



Officials

- | | |
|--------------|--|
| District I | Dave Oakes, John Posnick, Jeff Ward, David Day |
| District II | Darren Malm, Warren Beckman, Shannon Wilson, Corky Fazio |
| District III | Rich Gaona, Matt Strong, Perry Kerfoot, Ron Ford |
| District IV | Randy Winn, Mike Gemar, Jeff Schow, Kirk Carpenter |
| District V | Greg Harding, Doug Carlson, Lynn Van Every, Gary Carlson |
| District VI | Kent Marboe, Lynn Smith, Hugh Foster, Dan Andreason |

state track & field team scores

Rich Condie, Starter
 Jerry Diehl, Starter
 Terry Jensen, Starter
 Wayne Rexford, Starter
 Charles Steinbronner, Starter

May 23 - 25, 2002
 Boise State University

Bruce Sweeney, Starter
 Larry Verdal, Starter
 Jerry Kleinkopf, Referee
 Bob Ranells, Referee

Team Results

5A GIRLS		
1	Eagle	90.5
2	Lake City	77
3	Twin Falls	63
4	Meridian	49
5	Skyline	57
6	Centennial	53
7	Hillcrest	44
8	Minico	41
9	Pocatello	34.5
10	Borah	34
11	Capital	31
12	Madison	26
13	Timberline	25
14	Boise	24
15	Idaho Falls	22
16	Lewiston	12
17	Coeur d'Alene	5
18	Highland	2
19	Rigby	1

5A BOYS		
1	Eagle	120
2	Meridian	95
3	Centennial	75.5
4	Idaho Falls	58
5	Highland	53
6	Skyline	44.5
7	Lewiston	39.5
8	Borah	38
9	Capital	29
10	Twin Falls	28.5
11	Madison	22.5
12	Minico	22
13	Timberline	19.5
14	Coeur d'Alene	16
15	Boise	15.5
16	Pocatello	14
17	Lake City	7.5
18	Hillcrest	1

4A GIRLS		
1	Jerome	85
2	Moscow	76
3	Skyview	72
4	Burley	70
5	Century	58
6	Bishop Kelly	57
7	Kuna	45
8	Nampa	41
9	Sandpoint	36
9	Vallivue	36
11	Mountain Home	32
12	Blackfoot	25
13	Bonneville	23
14	Caldwell	17
15	Emmett	15
16	Post Falls	13

4A BOYS		
1	Bishop Kelly	130
2	Vallivue	104.5
3	Moscow	84
4	Kuna	49
5	Skyview	45

6	Jerome	39
6	Post Falls	39
8	Century	38
9	Bonneville	32
10	Nampa	29
11	Caldwell	27
12	Sandpoint	26.5
13	Emmett	22
14	Burley	18
15	Mountain Home	16

3A GIRLS		
1	Lakeland	107.5
2	Snake River	73
3	Declo	48
3	Sugar-Salem	48
5	Filer	47
6	Middleton	43
7	Salmon	41
8	Marsh Valley	39
9	Buhl	38
10	Wood River	30
11	Gooding	27
12	Bonnors Ferry	26.5
13	Fruitland	25
13	Weiser	25
15	Soda Springs	21
16	Bear Lake	19
17	Payette	16
18	St. Maries	9
19	South Fremont	5
19	American Falls	5
21	Preston	4
22	Shelley	3
23	Teton	2

3A BOYS		
1	Filer	105
2	Samlon	63
3	Declo	55
4	Bonnors Ferry	52
5	South Femont	51
6	Gooding	47
6	Middleton	47
8	Preston	39
9	Sugar-Salem	25
10	Buhl	24
11	Shelley	22
12	Bear Lake	18
13	Soda Springs	17
14	Teton	16
15	Lakeland	15
15	Priest River	15
17	Timberlake	14
18	Marsh Valley	12
18	Payette	132
20	Kellogg	11
21	Wood River	8
22	Snake River	7
22	St. Maries	7
24	Weiser	6
24	American Falls	6
26	Fruitland	5
27	Kimberly	2

2A GIRLS		
1	Nampa Christian	92
2	Grangeville	79
3	Wendell	56.5
4	Ririe	44
5	Firth	43
6	Challis	39
7	Orofino	35
8	Valley	29
9	North Fremont	26
10	Malad	25
11	Prairie	24
12	Lapwai	22
13	Butte County	21.5
14	Homedale	21
15	Wallace	20
16	Melba	19
17	New Plymouth	17.5
18	Aberdeen	15
19	Kamiah	14
20	Marsing	13.5
21	Potlatch	11
22	West Side	10
23	McCall-Donnelly	7
23	Glenns Ferry	7
25	Grace	5
26	Clearwater Valley	4
27	Parma	2

2A BOYS		
1	Kamiah	96
2	Nampa Christian	67
3	McCall-Donnelly	61
4	Wendell	60
5	Firth	47
6	Grangeville	43.5
7	Orofino	43
8	Parma	40
9	Ririe	34
10	Homedale	29
11	Marsing	24
12	Valley	20
12	Aberdeen	20
12	Challis	20
15	Grace	18
16	Malad	17
17	Butte County	16
18	Lapwai	11.5
19	West Side	10
19	Melba	10
21	Potlatch	8
22	Prairie	4
23	New Plymouth	1
23	Glenns Ferry	1


1A GIRLS		
1	Kootenai	96
2	Murtaugh	69
3	Raft River	66
4	Oakley	44
5	Horseshoe Bend	40
6	Cole Valley Christian	28
7	Mackay	26.5
8	Genesee	26
9	Salmon River	25
10	Hansen	22

11	North Gem	19
12	Greenleaf Friends	18
13	Clark County	17
13	Hagerman	17
15	Richfield	16
16	Council	15
16	Troy	15
18	Dietrich	14
18	Highland	14
20	Castleford	13
21	Midvale	12
22	Kendrick	11
23	Carey	10
24	Camas County	9
25	Timberline	8
25	Cascade	8
25	Meadows Valley	8
28	Rockland	6
29	Clark Fork	6
31	Idaho City	5
32	Falls Christian	4
33	Cambridge	3
34	Rimrock	2
35	Nezperce	1.5

1A BOYS		
1	Idaho City	61
2	Cascade	51
3	Nezperce	41
4	Kendrick	36
5	Raft River	33
6	Cole Valley Christian	31
7	Troy	30
7	Oakley	30
7	Camas County	30
10	Murtaugh	26
10	Horseshoe Bend	26
12	Council	25
13	Meadows Valley	22
14	Genesee	20.5
15	Clark County	20
16	Dietrich	19
16	Mackay	19
18	Deary	18
19	Carey	17
20	Notus	16
21	Hagerman	15
22	Hansen	14
22	Cambridge	4
24	Rockland	12
24	Castleford	2
26	Garden Valley	11
27	Highland	10
27	Greenleaf Friends	10
29	Wilder	8
30	ISDB	5
31	Mullan	4.5
32	Kootenai	3
32	Bliss	3
32	Clark Fork	3
35	Midvale	2
35	Rimrock	2


5A Girls Winners

High Jump




1	Capree Bell	10	Centennial	5-04.00
2	Amanda Fahnestock	10	Eagle	5-02.00
3	Jessica Hansen	11	Madison	5-02.00
4	Anna Anderson	10	Lewiston	5-02.00
5	Trista Martin	12	Eagle	5-00.00
5	Brianne Duncan	11	Lake City	5-00.00
7	Clare Bodensteiner	12	Minico	5-00.00
7	Megan Perner	9	Centennial	5-00.00
7	Ashlie Davids	12	Rigby	5-00.00

Pole Vault




1	Charyl Caferlli	12	Eagle	10-00.00
2	Jessica Godsey	12	Boise	9-06.00
2	Shayla Higham	10	Eagle	9-06.00
4	Dawnett Wardlow	9	Pocatello	9-00.00
4	Mellissa Roadifer	12	Lake City	9-00.00
5	Jennine Johnson	12	Lake City	9-00.00
6	Erin Bassett	11	Borah	9-00.00
7	Alina Schimpf	10	Boise	9-00.00
8	Katrina McCoy	10	Coeur d'Alene	9-00.00

Long Jump



1	Kiyu Fujimoto	12	Centennial	17-4.50
2	Katie Eamon	9	Eagle	17-03.00
3	Clare Bodensteiner	12	Minico	17-01.50
4	Katie Ziegler	12	Coeur d'Alene	16-09.50
5	Monica Jensen	11	Minico	16-09.50
6	Lindy Walker	11	Timberline	16-08.75
7	Kristin Willmore	10	Madison	16-06.00
8	Jessica Hansen	11	Madison	16-04.75

Triple Jump




1	Monica Jensen	11	Minico	38-01.50
2	Katie Eamon	9	Eagle	37-04.75
3	Lindy Walker	11	Timberline	35-11.00
4	Jacoby Bell	12	Centennial	35-01.50
5	Kallen Hayes	12	Eagle	33-04.50
6	Chelsea Irons	9	Twin Falls	33-01.00
7	Krista Potener	10	Borah	32-08.50
1	Mallory Davis	10	Borah	32-07.50

Discus Throw



1	Jessica Telleria	12	Capital	134-06
2	Malia Palauni	12	Twin Falls	119-00
3	Jessica Lyman	12	Centennial	118-06
4	Krystal McCree	11	Timberline	113-03
5	Kylee Dayton	12	Minico	111-09
6	Jessie Symbal	12	Lake City	107-11
7	Abby Nimmo	12	Meridian	107-09
8	Heather Holston	11	Twin Falls	104-05

Shot Put




1	Jessica Telleria	12	Capital	39-08.00
2	Abby Nimmo	12	Meridian	36-10.00
3	Hather Holston	11	Twin Falls	36-09.00
4	Torrie Reher	11	Capital	36-05.00
5	Holly Mills	12	Madison	36-01.00
6	Malia Palauni	12	Twin Falls	35-04.00
7	Sharron Conteras	10	Highland	34-09.00
8	Kylee Dayton	12	Minico	34-08.50

100 Meter Dash




1	Laura Evans	11	Skyline	12.29
2	Orla Walsh	10	Twin Falls	12.69
3	Aubrey McSpadden	12	Meridian	12.73
4	Missy Bentley	10	Meridian	12.77
5	Marisa Schneider	10	Lake City	12.89
6	Maria Neeley	10	Idaho Falls	12.92
7	McKenzie Walton	9	Skyline	12.93
8	Tina McCracken	10	Timberline	12.95

200 Meter Dash




1	Laura Evans	11	Skyline	24.94
2	Missy Bentley	10	Meridian	25.74
3	Orla Walsh	10	Twin Falls	26.16
4	Anna-Maria McCracken	12	Timberline	26.23
5	Aubrey McSpadden	12	Meridian	26.33
6	Maria Neeley	10	Idaho Falls	26.34
7	Megan Garcia	10	Lake City	26.53
8	Megan Greenwood	12	Twin Falls	27.00

400 Meter Dash




1	Mackenzie Gallagher	11	Eagle	58.75
2	Jenny Downey	11	Pocatello	1:00.00
3	Amelia Ricks	12	Hillcrest	1:00.28
4	Kristin Willmore	10	Madison	1:00.83
5	Camie Frandsen	12	Skyline	1:00.84
6	Megan Small	10	Eagle	1:01.44
7	Brenda Finney	9	Lake City	1:01.59
8	Jessica Cogdill	10	Pocatello	1:03.51

100 Meter Hurdles



1	Megan Perner	9	Centennial	15.05
2	Capree Bell	10	Centennial	15.15
3	Monica Jensen	11	Minico	15.18
4	Ashleigh Forstie	12	Borah	15.48
5	Kim Strunk	12	Twin Falls	15.60
6	Crystal Alexander	11	Pocatello	16.10
7	Emily Benson	12	Lewiston	16.26
8	Kristie Tanner	10	Eagle	18.36

300 Meter Hurdles



1	Ashleigh Forstie	12	Borah	45.01
2	Monica Jensen	11	Minico	46.25
3	Kimberly Stevens	11	Eagle	46.90
4	Jennifer Walker	11	Madison	47.07
5	Crystal Alexander	11	Pocatello	48.43
6	Kim Strunk	12	Twin Falls	48.47
7	Katarzyna Modelski	12	Boise	49.72
—	Erin Dorociak	11	Boise	DQ

800 Meter Run

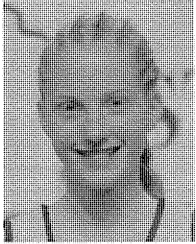


1	Jenny Downey	11	Pocatello	2:19.00
2	Karley Meikle	10	Hillcrest	2:20.85
3	Leanne Spinizola	10	Capital	2:21.00
4	Amber Schantz	9	Idaho Falls	2:23.60
5	Ashleigh Forstie	12	Borah	2:24.69
6	Katie Williams	9	Centennial	2:25.29
7	Bekah Simmons	11	Meridian	2:27.77
8	Sheila Rose	11	Meridian	2:28.42

state track & field individual champions

5A Girls Winners, continued

1600 Meter Run




1	Breanna Sande	9	Lake City	5:22.67
2	Karley Meikle	10	Hillcrest	5:23.03
3	Rilee Buttars	9	Skyline	5:27.67
4	Abby Zimney	9	Meridian	5:28.71
5	Lindsay Burt	11	Boise	5:29.06
6	Ashley Troxel	12	Lake City	5:29.17
7	Kayla Preece	11	Idaho Falls	5:29.40
8	Heather Carlson	10	Skyline	5:38.11

4x200 Meter Relay



1	Twin Falls	1:46.06
2	Meridian	1:46.08
3	Lake City	1:46.95
4	Eagle	1:47.19
5	Idaho Falls	1:47.99
6	Borah	1:48.93
7	Hillcrest	1:49.15
8	Lewiston	1:49.29

3200 Meter Run




1	Breanna Sande	9	Lake City	11:35.77
2	Karley Meikle	10	Hillcrest	11:35.86
3	Rilee Buttars	9	Skyline	11:39.16
4	Kayla Preece	11	Idaho Falls	11:39.90
5	Ashley Troxel	12	Lake City	11:43.41
6	Lindsay Burt	11	Boise	11:54.05
7	Maddie Coffman	9	Boise	12:22.63
8	Rachel Grow	11	Meridian	12:36.18

4x400 Meter Relay



1	Skyline	4:03.90
2	Eagle	4:03.91
3	Lake City	4:07.20
4	Borah	4:10.66
5	Twin Falls	4:10.74
6	Lewiston	4:14.52
7	Meridian	4:15.73
8	Minico	4:20.67

4x100 Meter Relay



1	Lake City	50.11
2	Skyline	50.25
3	Twin Falls	50.54
4	Timberline	51.18
5	Eagle	51.49
6	Madison	52.87
7	Hillcrest	52.99
8	Meridian	54.22

800 Sprint Medley



1	Hillcrest	1:52.05
2	Lake City	1:52.10
3	Meridian	1:52.39
4	Eagle	1:52.55
5	Pocatello	1:53.04
6	Boise	1:54.30
7	Borah	1:54.49
8	Lewiston	1:54.74

5A Boys Winners

High Jump



1	Donovan Kilmartin	11	Eagle	6-06.00
2	Mark Moss	12	Eagle	6-04.00
3	Dustin Moyer	12	Eagle	6-02.00
4	Jake Root	12	Centennial	6-00.00
4	Gavin Sermon	12	Skyline	6-00.00
4	Kyle Thorson	12	Lewiston	6-00.00
7	Greg Aslett	11	Twin Falls	5-10.00
7	Jon Blackburn	10	Madison	5-10.00

Triple Jump




1	TJ Tolman	12	Meridian	45-10.75
2	Scott Connors	11	Centennial	42-11.50
3	David Murgoitio	11	Eagle	42-11.00
4	Jerret Layton	9	Borah	42-00.00
4	Jeff Forth	11	Lewiston	42-00.00
6	Andrew Park	11	Boise	41-06.25
7	Jake Clair	12	Coeur d'Alene	41-04.25
8	Joe Naylor	11	Capital	41-03.75

Pole Vault



1	Donovan Kilmartin	11	Eagle	16-00.00
2	Preston Lewis	10	Eagle	14-00.00
2	Hans Nielsen	11	Pocatello	14-00.00
2	Darren Halliday	12	Coeur d'Alene	14-00.00
5	Jake Thompson	12	Timberline	13-06.00
5	Ben O'Neil	11	Centennial	13-06.00
7	Matt Troxel	10	Lake City	13-00.00
7	Matt White	11	Boise	13-00.00

Discus Throw




1	Logan Harding	11	Highland	165-00
2	Brian Grimm	12	Minico	152-08
3	Jed Sion	10	Highland	150-07
4	Kyle Riggers	11	Lewiston	143-04
5	Derek Schouman	11	Eagle	142-07
6	Kevin Liu	12	Idaho Falls	137-02
7	Kyle Schuppan	11	Boise	131-11
8	Darren Nipp	12	Coeur d'Alene	131-02

Long Jump



1	Donovan Kilmartin	11	Eagle	22-08.50
2	Kimball Burton	11	Idaho Falls	21-06.50
3	Jerret Layton	9	Borah	20-02.00
4	Jake Clair	12	Coeur d'Alene	20-00.75
5	Jaxon Higgs	11	Skyline	20-00.25
6	Bruce Singkhaophet	12	Meridian	20-09.00
7	Scott Connors	11	Centennial	20-08.00
7	Jake Salinas	11	Twin Falls	20-08.00

Shot Put



1	Logan Harding	11	Highland	52-09.50
2	Kevin Liu	12	Idaho Falls	52-03.50
3	Jed Sion	10	Highland	51-07.25
4	Doug Barclay	12	Minico	48-04.50
5	Zach Barclay	12	Centennial	48-04.25
6	Jacob Maughn	10	Minico	46-05.25
7	Luke Bair	12	Minico	46-03.75
8	Braden Lang	12	Boise	46-00.50

5A Boys, continued

100 Meter Dash

1	TJ Tolman	12	Meridian	10.97
2	Jon Helmandollar	12	Eagle	11.06
3	Matt Reineke	12	Lewiston	11.15
4	Cody Lynch	11	Timberline	11.20
5	Bobby Crear	11	Borah	11.20
6	Robbie Cox	12	Skyline	11.27
7	Chris Jasper	12	Lewiston	11.33

200 Meter Dash

1	TJ Tolman	12	Meridian	22.08
2	Bobby Crear	11	Borah	22.16
3	Patrick McLaughlin	12	Eagle	22.50
4	Robbie Cox	12	Skyline	22.70
5	Cody Lynch	11	Timberline	22.84
6	Scott Jossis	9	Meridian	23.08
7	Chris Herzinger	11	Twin Falls	23.40

400 Meter Dash

1	Jason Giuffre	12	Eagle	49.60
2	Matt Barclay	12	Centennial	50.16
3	Chris Herzinger	11	Twin Falls	50.32
4	Cade Hulbert	9	Capital	50.58
5	Travis White	11	Eagle	50.58
6	Kimball Burton	11	Idaho Falls	50.69
7	Tyson Allen	11	Meridian	50.83
8	Matt Lane	10	Meridian	52.47

110 Meter Hurdles

1	Donovan Kilmartin	11	Eagle	14.57
2	Trevor Peterson	12	Skyline	15.35
3	Andrew Mapp	11	Boise	15.57
4	Taylor Wight	11	Skyline	15.58
5	Tim Cannon	12	Idaho Falls	15.59
6	Mark Rice	11	Lewiston	15.62
7	Jake Clair	12	Coeur d'Alene	15.66
8	Ryan Tall	10	Hillcrest	15.98

300 Meter Hurdles

1	Trevor Peterson	12	Skyline	39.48
2	Andy Wingett	12	Borah	39.98
3	Kevin Nielson	10	Madison	40.55
4	Brandon Minert	12	Eagle	40.63
5	Keith Williams	10	Borah	41.08
6	Brian Hansen	12	Minico	41.11
7	Andrew Mapp	11	Boise	41.61
8	Adam Harris	11	Skyline	42.40

800 Meter Run

1	Cody Eaton	10	Centennial	1:56.69
2	Greg Williams	11	Idaho Falls	1:58.34
3	Brandon Walters	11	Timberline	1:58.80
4	Jacob Fullmer	12	Madison	1:58.88
5	Jeff Gardner	10	Idaho Falls	1:59.50
6	Ryan Argyle	12	Idaho Falls	1:59.93
7	Kyle Eisenhauer	12	Lake City	2:00.26
8	Ken Brown	12	Pocatello	2:01.70

1600 Meter Run

1	Robert Harrison	11	Meridian	4:25.01
2	Brian Knight	12	Capital	4:25.36
3	Matt Knoff	11	Highland	4:25.88
4	Nick Bradley	12	Lewiston	4:28.88
5	Cody Eaton	10	Centennial	4:29.39
6	Todd Smith	11	Meridian	4:32.22
7	Jeremy Cramer	12	Capital	4:32.57
8	Jacob Fullmer	12	Madison	4:36.12

3200 Meter Run

1	Brian Knight	12	Capital	9:43.5h
2	Matt Knoff	11	Highland	9:54.0h
3	Robert Harrison	11	Meridian	10:00.0h
4	Cody Eaton	10	Centennial	10:03.3h
5	Nick Bradley	12	Lewiston	10:03.7h
6	Adam Follet	10	Idaho Falls	10:08.1h
7	Todd Smith	11	Meridian	10:08.4h

4x100 Meter Relay

1	Meridian	42.80
2	Eagle	43.12
3	Skyline	43.68
4	Twin Falls	43.83
5	Lake City	44.07
6	Highland	44.71
7	Idaho Falls	44.76
8	Minico	45.59

4x200 Meter Relay

1	Meridian	1:31.13
2	Centennial	1:31.25
3	Twin Falls	1:31.38
4	Borah	1:32.09
5	Idaho Falls	1:32.90
6	Coeur D'Alene	1:34.10
7	Highland	1:34.35
8	Pocatello	1:34.36

4x400 Meter Relay

1	Eagle	3:22.33
2	Centennial	3:22.58
3	Meridian	3:26.69
4	Madison	3:28.52
5	Lewiston	3:30.40
6	Twin Falls	3:30.84
7	Highland	3:31.65
8	Skyline	3:31.70

1600 Sprint Medley

1	Centennial	*3:34.85
2	Idaho Falls	3:36.62
3	Meridian	3:36.74
4	Madison	3:38.04
5	Pocatello	3:38.68
6	Capital	3:40.39
7	Borah	3:42.17
8	Lewiston	3:44.14

* New 5A Record

state track individual champions

4A Girls Winners

High Jump

1	Jamie Peoples	10	Kuna	5-00.00
2	Ashley Witters	12	Bonneville	5-00.00
3	Amanda Vink	9	Nampa	4-10.00
4	Jena Carpenter	9	Bishop Kelly	4-10.00
5	Jami Patten	11	Moscow	4-08.00
5	Kara Schmidt	10	Moscow	4-08.00
7	Cassandra Noyes	12	Century	4-08.00
7	Katrina Nielson	9	Skyview	4-08.00

Pole Vault

1	Julene Bailey	11	Skyview	*12-07.00
2	Natalie Nickell	12	Blackfoot	10-00.00
3	Jaime Palmer	11	Jerome	9-06.00
3	Cortney Krahenbuhl	11	Skyview	9-06.00
3	Kira Krehbiel	12	Moscow	9-06.00
6	Sara Weninger	10	Bonneville	9-00.00
6	Traci Nelson	12	Bonneville	9-00.00
8	Mandi Richards	10	Moscow	8-06.00

Long Jump

1	Lindsay Abo	10	Burley	17-04.00
2	Julene Bailey	11	Skyview	16-11.75
3	Jami Patten	11	Moscow	16-07.25
4	Kellie Clayton	12	Kuna	16-05.50
5	Amanda Vink	9	Nampa	16-04.00
6	Natalie Johnson	12	Bonneville	15-10.75
7	Brittany Hamblin	9	Jerome	15-10.50
8	Casey Fahey	9	Caldwell	15-06.50

Triple Jump

1	Jami Patten	11	Moscow	35-07.50
2	Erin Hicks	12	Mountain Home	35-02.25
3	Amanda Vink	9	Nampa	34-08.00
4	Natalie Johnson	12	Bonneville	33-05.25
5	Melissa Gardner	10	Nampa	32-11.00
6	Kristen Lothrop	12	Mountain Home	32-08.50
7	Cortney Krahenbuhl	11	Skyview	32-07.00
8	Megan Tafoya	9	Skyview	32-03.25

Discus Throw

1	Jennifer Donatelli	12	Mountain Home	*146-09
2	Amber Tavares	12	Caldwell	131-07
3	Vanessa West	10	Jerome	129-04
4	Jennifer Pond	11	Jerome	110-09
5	Janelle Frazier	10	Emmett	110-07
6	Wendy Kump	12	Jerome	106-03
7	Aryelle Peterson	12	Burley	103-04
8	Kerri Ellis	11	Post Falls	101-06

Shot Put

1	Jennifer Donatelli	12	Mountain Home	*40-08.50
2	Jennifer Pond	11	Jerome	40-05.00
3	Vanessa West	10	Jerome	37-01.00
4	Wendy Kump	12	Jerome	36-09.00
5	Amber Tavares	12	Caldwell	36-05.00
6	Lindsey Lewis	12	Century	36-02.00
7	Madeleine Johl	12	Vallivue	34-04.00
8	Janna Walker	12	Emmett	33-11.50

100 Meter Dash

1	Tiffany Anderson	12	Burley	*12.55
2	Melissa McLimore	12	Jerome	12.68
3	Amy Dyck	10	Sandpoint	12.69
4	Cemae Howard	12	Century	12.80
5	Nataucha Lowery	9	Vallivue	12.82
6	Stephanie Barnwell	10	Kuna	12.84
7	Nichole Schutte	10	Nampa	12.95
8	Coleen Campbell	12	Post Falls	13.15

200 Meter Dash

1	Melissa McLimore	12	Jerome	*25.65
2	Tiffany Anderson	12	Burley	25.97
3	Amy Dyck	10	Sandpoint	26.31
4	Danielle Johns	11	Emmett	26.60
5	Nataucha Lowery	9	Vallivue	26.68
6	Emily Bennett	12	Moscow	26.70
7	Julene Bailey	11	Skyview	26.76
8	Abbey Morris	11	Century	26.77

400 Meter Dash

1	Melissa McLimore	12	Jerome	*57.97
2	Alison McInturff	11	Century	58.75
3	Amanda DeHaas	9	Bishop Kelly	1:00.59
4	Liz Bryce	11	Burley	1:01.65
5	Krishana Harris	11	Nampa	1:01.90
6	Erin Stewart	12	Emmett	1:02.03
7	Chelsea Zenner	12	Moscow	1:02.39
8	Sarah Campbell	12	Kuna	1:03.55

100 Meter Hurdles

1	Stephanie Barnwell	10	Kuna	*15.42
2	Daisy Heiner	10	Burley	16.26
3	Erica Jensen	10	Kuna	16.27
4	Jena Carpenter	9	Bishop Kelly	16.77
5	Hilarie Beck	11	Blackfoot	16.85
6	Samantha Weinman	9	Post Falls	17.31
7	Claire Bleymaier	12	Bishop Kelly	17.45
8	Launa Ketterling	12	Mountain Home	17.47

300 Meter Hurdles

1	Paige Knudson	10	Century	46.00
2	Amy Thomas	10	Burley	46.06
3	Jaime Cook	12	Nampa	47.00
4	Lauren Symmonds	10	Bishop Kelly	47.04
5	Erica Jensen	10	Kuna	47.17
6	Daisy Heiner	10	Burley	48.03
7	Claire Bleymaier	12	Bishop Kelly	49.54
8	Katrina Nielson	9	Skyview	50.11

800 Meter Run


1	Jennifer McPherson	12	Skyview	*2:16.98
2	Jackie Carter	10	Bishop Kelly	2:18.99
3	Diedre Riley	11	Blackfoot	2:19.78
4	Allix Lee-Painter	9	Moscow	2:20.77
5	Marjorie Bingham	12	Jerome	2:21.37
6	Emily Peck	12	Caldwell	2:22.70
7	Allison Belzer	9	Bishop Kelly	2:27.49
8	Lauren Symmonds	10	Bishop Kelly	2:29.17

* New 4A record

4A Girls Winners, continued

1600 Meter Run

1	Jennifer McPherson	12	Skyview	#5:04.31
2	Taryn Trapp	10	Vallivue	5:15.87
3	Jackie Carter	10	Bishop Kelly	5:22.73
4	Danya Rumore	11	Sandpoint	5:24.60
5	Allix Lee-Painter	9	Moscow	5:26.67
6	Kala Christensen	12	Vallivue	5:27.29
7	Allie Brosh	10	Sandpoint	5:27.49
8	Emily Peck	12	Caldwell	5:32.83



4x200 Meter Relay

1	Moscow	*1:45.91
2	Burley	1:46.00
3	Century	1:46.11
4	Skyview	1:47.60
5	Post Falls	1:48.50
6	Vallivue	1:51.92
7	Bonneville	1:57.02
	Nampa	DQ




3200 Meter Run

1	Jennifer McPherson	12	Skyview	*11:15.9h
2	Allie Brosh	10	Sandpoint	11:38.7h
3	Danya Rumore	11	Sandpoint	11:39.6h
4	Allix Lee-Painter	9	Moscow	11:460h
5	Kala Chrisensen	12	Vallivue	11:48.0h
6	Taryn Trapp	10	Vallivue	11:55.6h
7	Katie O'Neil	10	Bishop Kelly	11:59.0h
8	Amy Kotter	12	Nampa	12:02.7h




4x400 Meter Relay

1	Century	*4:01.99
2	Bishop Kelly	4:03.85
3	Skyview	4:03.87
4	Nampa	4:05.38
5	Jerome	4:12.75
6	Blackfoot	4:16.59
7	Vallivue	4:21.48
8	Moscow	4:24.64



4x100 Meter Relay

1	Moscow	*50.39
2	Burley	50.49
3	Kuna	50.86
4	Century	51.44
5	Post Falls	51.66
6	Nampa	51.87
7	Sandpoint	52.12
8	Skyview	52.21



800 Sprint Medley

1	Jerome	*1:50.40
2	Century	1:51.03
3	Moscow	1:52.25
4	Bishop Kelly	1:53.04
5	Blackfoot	1:53.46
6	Vallivue	1:55.32
7	Emmett	1:55.66
8	Sandpoint	2:01.43




* New 4A record
New Overall record

4A Boys Winners


High Jump

1	Steven Giles	12	Bishop Kelly	*6-04.00
2	Rod Pettingill	12	Bonneville	6-02.00
3	Neil Jenkins	12	Vallivue	6-00.00
3	Hank Hilliard	11	Skyview	6-00.00
3	Nathan Capps	12	Jerome	6-00.00
3	Brandon Christoffersen	11	Vallivue	6-00.00
3	Blaine Krumpe	11	Moscow	6-00.00
8	Richard Knapp	11	Bishop Kelly	5-10.00
8	Tyler Berry	12	Burley	5-10.00
8	Charles Lundergan	10	Kuna	5-10.00
8	Marcus Maestas	11	Nampa	5-10.00



Triple Jump

1	Tom Bailey	*12	Moscow	45-04.50
2	Stephen Ward	12	Post Falls	43-10.75
3	CJ Stanger	12	Skyview	42-07.75
4	Robert Mora	12	Caldwell	41-07.75
5	Phillip Bettis	10	Nampa	41-07.00
6	Adam Stokes	11	Vallivue	41-01.50
7	Corey Musgrave	11	Jerome	40-11.50
8	Casey Smith	11	Bonneville	40-10.50




Pole Vault

1	Doug Day	12	Jerome	13-06.00
2	Daniel Perkins	11	Vallivue	13-00.00
2	Jake Burtenshaw	12	Bonneville	13-00.00
4	Ian Faló	12	Mountain Home	12-06.00
5	Steven Giles	12	Bishop Kelly	12-00.00
5	Ben Heinrich	11	Vallivue	12-00.00
5	Dustin Hoogland	9	Sandpoint	12-00.00
5	Aaron Howard	12	Mountain Home	12-00.00




Discus Throw

1	David Thomas	*12	Vallivue	154-05
2	Eli Schmoeger	12	Bishop Kelly	151-04
3	Drew Tavares	10	Caldwell	150-03
4	Atelea Raass	12	Skyview	146-10
5	Dave Lissy	11	Sandpoint	140-08
6	Jesse Cook	12	Caldwell	139-01
7	Tanner Aunan	11	Sandpoint	138-04
8	Kurt Hopper	12	Jerome	132-10




Long Jump

1	Tom Steiner	11	Bishop Kelly	21-06.00
2	Brian Stephens	10	Bonneville	21-02.00
3	Tom Bailey	12	Moscow	20-10.00
4	Ian Leibbrandt	12	Moscow	20-06.50
5	Adam Stokes	11	Vallivue	20-06.00
6	Phillip Bettis	10	Nampa	20-05.25
7	Cameron Murdock	12	Bonneville	20-02.00
8	Corey Musgrave	11	Jerome	20-01.50



Shot Put

1	Dave Lissy	11	Sandpoint	52-07.75
2	Jesse Cook	12	Caldwell	51-04.00
3	Micah Waltz	11	Post Falls	50-02.75
4	Eli Schmoeger	12	Bishop Kelly	49-00.50
5	David Thomas	12	Vallivue	48-03.00
6	Scott Palmer	12	Kuna	47-01.25
7	Dane Gibbs	12	Moscow	46-02.50
8	Tevis Hull	12	Sandpoint	45-06.25



* New 4A record

state track individual champions

4A Boys Winners, continued

100 Meter Dash

1 Adam Williams	11 Kuna	*10.96
2 Eric Sprenger	12 Moscow	11.11
3 Brennan Harris	11 Vallivue	11.29
4 Jed Thomas	11 Burley	11.30
5 Kellen Quick	12 Skyview	11.30
6 Robert Mora	12 Caldwell	11.37
7 Clayton Pratt	12 Emmett	11.47
8 Chris Ruiz	10 Nampa	11.80

200 Meter Dash

1 Adam Williams	11 Kuna	*22.08
2 Nate Page	12 Moscow	22.51
3 Brennan Harris	11 Vallivue	22.55
4 Clayton Pratt	12 Emmett	22.91
5 Eric Sprenger	12 Moscow	23.16
6 Kellen Quick	12 Skyview	23.23
7 Jose Gonsalves	11 Skyview	23.81

400 Meter Dash

1 Nate Page	12 Moscow	*49.82
2 Dean Connett	11 Century	50.00
3 Jeremiah Neal	11 Bishop Kelly	50.07
4 Raul Uranga	10 Nampa	51.26
5 Griff Allen	10 Vallivue	51.40
6 Kyle Christofferson	9 Vallivue	51.69
7 Richard Knapp	11 Bishop Kelly	51.88
8 Ben Mathewson	11 Kuna	52.35

110 Meter Hurdles

1 Stephen Ward	12 Post Falls	*14.93
2 Zach Middleton	12 Bishop Kelly	15.13
3 Nathan Capps	12 Jerome	15.16
4 Phillip Bettis	10 Nampa	15.44
5 Neil Jenkins	12 Vallivue	15.70
6 Steve Corrao	12 Moscow	16.08
7 Shane Hall	12 Skyview	16.29
— Nate Page	12 Moscow	DNF

300 Meter Hurdles

1 Stephen Ward	12 Post Falls	*38.51
2 Jed Thomas	11 Burley	39.25
3 Nathan Capps	12 Jerome	40.24
4 Zach Middleton	12 Bishop Kelly	40.34
5 Neil Jenkins	12 Vallivue	40.45
6 Phillip Bettis	10 Nampa	40.84
7 Steve Corrao	12 Moscow	41.31
8 Sean Bond	12 Sandpoint	41.75

800 Meter Run

1 Nick Symmonds	12 Bishop Kelly	*1:53.62
2 Brandon Christoffersen	11 Vallivue	1:58.10
3 Paul Thomas	11 Bishop Kelly	1:58.78
4 Clint Armstrong	11 Kuna	1:59.48
5 Kyle Grode	11 Bishop Kelly	2:00.47
6 Boyd Standley	11 Emmett	2:00.48
7 Dustin Wanders	12 Caldwell	2:01.13
8 Bryan Harris	11 Jerome	2:01.60

1600 Meter Run

1 Nick Symmonds	12 Bishop Kelly	*4:20.02
2 Steve Hinkle	12 Vallivue	4:27.89
3 Paul Thomas	11 Bishop Kelly	4:32.13
4 Aaron Wolfe	10 Century	4:33.26
5 Drew Johnson	10 Burley	4:34.81
6 Boyd Standley	11 Emmett	4:35.87
7 Jonathon Griffith	11 Bonneville	4:36.27
8 David Jenkins	10 Nampa	4:38.73

3200 Meter Run

1 Nick Symmonds	12 Bishop Kelly	*9:35.74
2 Paul Thomas	11 Bishop Kelly	9:47.92
3 Steve Hinkle	12 Vallivue	9:51.96
4 Aaron Wolfe	10 Century	9:58.88
5 Boyd Standley	11 Emmett	10:01.16
6 Jonathon Griffith	11 Bonneville	10:03.18
7 John Wade	12 Post Falls	10:22.70
8 Drew Johnson	10 Burley	10:25.46

4x100 Meter Relay

1 Moscow	*43.49
2 Skyview	43.59
3 Kuna	44.15
4 Mountain Home	44.31
5 Vallivue	44.60
6 Sandpoint	44.89
7 Bonneville	45.09
— Post Falls	DQ

4x200 Meter Relay

1 Moscow	*1:30.96
2 Skyview	1:31.50
3 Century	1:32.47
4 Nampa	1:33.04
5 Mountain Home	1:33.09
6 Post Falls	1:33.11
7 Kuna	1:35.24
8 Vallivue	1:35.90

4x400 Meter Relay

1 Bishop Kelly	*3:22.8h
2 Kuna	3:23.4h
3 Century	3:26.7h
4 Vallivue	3:27.2h
5 Skyview	3:32.0h
6 Jerome	3:32.8h
7 Nampa	3:35.6h
8 Moscow	3:37.2h

1600 Sprint Medley

1 Bishop Kelly	*3:34.94
2 Century	3:38.95
3 Vallivue	3:41.30
4 Emmett	3:42.05
5 Kuna	3:42.25
6 Jerome	3:45.07
7 Sandpoint	3:45.59
8 Moscow	3:50.04

* New 4A record

3A Girls Winners

High Jump

1	Carrie Bitton	12	Marsh Valley	5-05.00
2	Ashley Rickels	11	Middleton	5-02.00
2	Lynzy Morgan	11	Declo	5-02.00
4	Julie Laumann	10	Marsh Valley	5-00.00
5	Hailey Hays	12	Bonnors Ferry	5-00.00
5	Erin Bell	11	Lakeland	5-00.00
7	Monique Schaal	10	Filer	5-00.00
8	Megan Stutzman		Payette	5-00.00

Pole Vault

1	Maryia Smith	12	Payette	10-00.00
2	Krista McCurdy	12	Fruitland	9-06.00
3	Hailey Hays	12	Bonnors Ferry	9-06.00
4	Kathryn Blackadar	12	Salmon	9-06.00
5	Trina Stephenson	10	Salmon	9-00.00
6	Dani Kippes	10	Buhl	8-06.00
7	Lyndsi Godfrey	10	Soda Springs	8-06.00
8	Nikki Calzacorta	10	Gooding	8-06.00

Long Jump

1	Cachet Webb	11	Snake River	17-07.75
2	Christina Brown	11	Filer	17-07.50
3	Chelsea Jones	11	Snake River	17-02.75
4	Annie McCauley	12	Buhl	16-09.75
5	Ashley Briggs	9	Sugar-Salem	16-09.50
6	Stacey Douglas	12	Lakeland	16-09.00
7	Erin Bell	11	Lakeland	16-08.50
8	Any a Saxton	10	Snake River	16-05.50

Triple Jump

1	Lana Moss	11	Declo	35-03.75
2	Erin Bell	11	Lakeland	34-03.50
3	Annie McCauley	12	Buhl	34-02.25
4	Sarah Hansen	12	Lakeland	33-11.75
5	Ashley Briggs	9	Sugar-Salem	33-06.00
6	Jenni Garner	12	Declo	33-05.00
7	Any a Saxton	10	Snake River	33-04.75
8	Liz Olson	11	Preston	32-02.00

Discus Throw

1	Micki Desmarais	12	Lakeland	129-09
2	Abelee Esparza	11	Buhl	126-11
3	Tremma Huggins	10	Weiser	119-03
4	Tiffany Osterhout	10	Declo	106-06
5	Kaylena Michaelson	9	Marsh Valley	105-05
6	Shannon Petty	11	Shelley	104-05
7	Mandi Jenks	12	Snake River	104-04
8	Asher Barton	11	Salmon	103-06

Shot Put

1	Micki Desmarais	12	Lakeland	36-09.00
2	Abelee Esparza	11	Buhl	35-10.00
3	Jessica King	10	Wood River	34-09.50
4	Christina Warr	10	American Falls	34-05.50
5	Tiana Ili	9	South Fremont	34-05.00
6	Tiffany Osterhout	10	Declo	33-09.00
7	Jennifer Dux	11	Middleton	33-06.00
8	Michelle Young	11	Soda Springs	33-00.00

100 Meter Dash

1	Cachet Webb	11	Snake River	12.54
2	Chelsea Jones	11	Snake River	12.77
3	Brook Bachmeier	11	Lakeland	12.92
4	Christina Brown	11	Filer	12.99
5	Ashley Briggs	9	Sugar-Salem	13.02
6	Sara Boss	12	Filer	13.09
7	Aubrey Fewkes	12	Fruitland	13.10
8	Shauntae Reiner		Middleton	13.23

200 Meter Dash

1	Cachet Webb	11	Snake River	25.68
2	Brook Bachmeier	11	Lakeland	26.21
3	Laura Herbst	11	Salmon	26.55
4	Ashley Briggs	9	Sugar-Salem	26.62
5	Ashley Howe	12	Wood River	26.84
6	Jessica Austad	12	Lakeland	27.15
7	Lisa Ego	12	Salmon	27.32
8	Aubrey Fewkes	12	Fruitland	27.44

400 Meter Dash

1	Brook Bachmeier	11	Lakeland	59.08
2	Annie McCauley	12	Buhl	59.43
3	Chelsea Jones	11	Snake River	59.85
4	Ashley Howe	12	Wood River	1:00.20
5	Jessica Yearout	12	St. Maries	1:00.64
6	Laura Herbst	11	Salmon	1:00.66
7	Kristin Kropushek	12	Bear Lake	1:01.88
8	Kara Eby	10	Bonnors Ferry	1:03.40

100 Meter Hurdles

1	Carrie Bitton	12	Marsh Valley	15.49
2	Sarah Hansen	12	Lakeland	15.98
3	Ashley Rickels	11	Middleton	16.42
4	Aubrey Fewkes	12	Fruitland	16.78
5	Chelsea Stakkeland	12	Weiser	16.82
6	Amy Westerberg	11	Preston	16.90
7	Melissa Webb	10	Declo	16.92
8	Catherine Carter	12	Middleton	17.30

300 Meter Hurdles

1	Carrie Bitton	12	Marsh Valley	45.76
2	Chelsea Stakkeland	12	Weiser	46.84
3	Jenna Hays	10	Bonnors Ferry	47.21
4	Ashley Rickels	11	Middleton	47.73
5	Stacey Douglas	12	Lakeland	48.01
6	Catherine Carter	12	Middleton	48.26
7	Kami Passey	12	Bear Lake	48.28
8	Heather Howard	11	Fruitland	50.00


800 Meter Run

1	Emily Teeples	10	Sugar-Salem	2:22.43
2	Carin Patterson	12	Gooding	2:22.50
3	Amy Allen	12	Declo	2:26.34
4	Melissa Reyes	11	Payette	2:26.71
5	Stacey Day	12	Snake River	2:27.17
6	Kari Hartley	12	Filer	2:28.42
7	Kiley Cobb	11	Weiser	2:29.32
8	Tara Chancey	12	Bear Lake	2:29.68

state track individual champions

3A Girls Winners, continued

1600 Meter Run



1	Keri Fuller	12	Sugar-Salem	5:35.01
2	Erika Mecham	11	Bear Lake	5:36.59
3	Shannalee Christman	12	Soda Springs	5:36.86
4	Amy Allen	12	Declo	5:37.65
5	Kayla Smith	10	Salmon	5:38.80
6	Stephanie Thurston	11	St. Maries	5:38.89
7	Emily Teeples	10	Sugar-Salem	5:39.57
8	Danielle Allen	11	Teton	5:39.95

4x200 Meter Relay




1	Snake River	*1:45.61
2	Lakeland	1:48.39
3	Filer	1:49.91
4	Wood River	1:50.13
5	Middleton	1:51.15
6	Gooding	1:51.44
7	Soda Springs	1:51.84
8	Sugar-Salem	1:56.59

3200 Meter Run




1	Carin Patterson	12	Gooding	11:51.02
2	Keri Fuller	12	Sugar-Salem	11:52.09
3	Erika Mecham	11	Bear Lake	11:58.32
4	Kayla Smith	10	Salmon	11:58.69
5	Amy Allen	12	Declo	12:03.57
6	Shannalee Christman	12	Soda Springs	12:07.02
7	Stephanie Thurston	11	St. Maries	12:12.66
8	Danielle Allen	11	Teton	12:20.23

4x400 Meter Relay



1	Bonnors Ferry	*4:07.84
2	Lakeland	4:13.14
3	Middleton	4:13.28
4	Weiser	4:15.99
5	Filer	4:17.07
6	Declo	4:17.57
7	Snake River	4:20.61
8	Salmon	4:28.04

4x100 Meter Relay



1	Filer	50.99
2	Fruitland	51.05
3	Lakeland	51.83
4	Middleton	52.37
5	Gooding	52.79
6	Soda Springs	52.98
7	Wood River	53.16
8	South Fremont	53.18

800 Sprint Medley




1	Salmon	1:54.91
2	Wood River	1:55.05
3	Filer	1:57.03
4	Lakeland	1:57.91
5	Soda Springs	1:58.36
6	Middleton	1:59.14
7	Snake River	1:59.58
8	Gooding	2:01.79

* New 3A Record


3A Boys Winners

High Jump




1	Brandon Hawkes	12	Sugar-Salem	6-04.00
2	Joshua Boehler	12	Declo	6-02.00
3	Levi Novis	11	Gooding	6-00.00
4	Tyson Gunter	9	Marsh Valley	6-00.00
5	Derrick Leslie	10	American Falls	5-10.00
6	Daniel Botugiesi	12	Wood River	5-10.00
7	Brock Landrum	12	St. Maries	5-10.00
8	Billy Alphin	11	Declo	5-10.00

Triple Jump




1	Joshua Boehler	12	Declo	44-08.50
2	Levi Novis	11	Gooding	43-09.50
3	Brandon Hawkes	12	Sugar-Salem	42-09.50
4	Preston Allen	11	Filer	42-03.50
5	Derek Vranes	12	Soda Springs	42-01.25
6	Saegen Daw	10	Snake River	41-02.50
7	Jaymie Jacoby	10	Teton	41-01.75
8	Aaron Dalling	12	South Fremont	40-06.50

Pole Vault




1	Tom Barrett	12	Middleton	14-00.00
2	Kris Grover	10	Salmon	13-00.00
3	Zach Stringham	12	Payette	13-00.00
4	Clay Brown	11	Soda Springs	13-00.00
5	Richie Baucom	12	Payette	12-06.00
6	Cameron Kowallis	10	Soda Springs	12-06.00
7	Nathan Bills	11	Salmon	12-06.00
8	Bud Lewellen		Fruitland	12-00.00

Discus Throw



1	Brandon Bair	11	South Fremont	156-04
2	Ean Meyers	11	Priest River	153-02
3	Zack Porter	10	Salmon	143-11
4	Charlie Cantrell	12	Buhl	137-01
5	Zack Jones	10	Timberlake	136-07
6	Lance Kohl		Weiser	133-05
7	Russell Wiersma	11	Buhl	127-02
8	Quinn Kent	12	Marsh Valley	127-01

Long Jump



1	Josh Villaro	12	Buhl	21-01.25
2	Preston Allen	11	Filer	20-06.50
3	Jared Schuckert	11	Salmon	20-05.00
4	Joshua Boehler	12	Declo	20-04.00
5	John Zimmerman	11	Bonnors Ferry	20-02.50
6	Brock Landrum	12	St. Maries	20-01.50
7	Kevin Rogers	12	Gooding	20-00.00
8	Derek Vranes	12	Soda Springs	19-10.25

Shot Put




1	Zack Porter	10	Salmon	*59-05.75
2	Eric Nave	11	Lakeland	53-06.50
3	Ean Meyers	11	Priest River	52-03.00
4	Jake Briles	11	Lakeland	50-07.50
5	Derrick Mahan		Fruitland	49-04.00
6	Lance Kohl		Weiser	47-00.75
7	Esteban Serrano	12	Buhl	46-09.75
8	Brandon Goins	11	Priest River	46-08.50

* New 3A Record

3A Boys Winners, continued

100 Meter Dash




1	Doug Roehm	12	Filer	11.11
2	Caleb Lammers	11	Filer	11.28
3	Josh Singleton	10	Bonnors Ferry	11.37
4	Shane Ramsey	12	Declo	11.44
5	Jason Bird	10	Shelley	11.45
6	Chase Harris	11	Preston	11.48
7	Richard Rubert	12	Teton	11.50
8	Kelly Phillips	12	American Falls	11.53

1600 Meter Run




1	Forest Braden	12	Bonnors Ferry	*4:18.59
2	Dustin Murray	11	South Fremont	4:34.84
3	Alex New	11	Kellogg	4:35.88
4	Trae Jones	11	Declo	4:37.48
5	Carlos Trujillo		Middleton	4:38.05
6	Keane Shuler	9	Soda Springs	4:39.33
7	Richard Lane	11	Lakeland	4:40.20
8	Mark Moser	12	Preston	4:43.48

200 Meter Dash




1	Doug Roehm	12	Filer	22.41
2	Caleb Lammers	11	Filer	22.44
3	Chase Harris	11	Preston	23.15
4	Gary Rowell		Middleton	23.20
5	Richard Rubert	12	Teton	23.31
6	Josh Singleton	10	Bonnors Ferry	23.53
7	Matt Cook	12	Shelley	23.59
8	Caleb Cazier	10	Timberlake	23.87

3200 Meter Run



1	Forest Braden	12	Bonnors Ferry	*9:15.63
2	Trae Jones	11	Declo	9:59.33
3	Mark Moser	12	Preston	10:00.26
4	Drue McHan	11	Gooding	10:00.39
5	Carlos Trujillo		Middleton	10:07.28
6	Alex New	11	Kellogg	10:08.11
7	Dallas Eborn	9	Bear Lake	10:08.59
8	Keane Shuler	9	Soda Springs	10:15.41

400 Meter Dash




1	Caleb Lammers	11	Filer	49.81
2	Richard Rubert	12	Teton	50.31
3	Caleb Cazier	10	Timberlake	50.56
4	Chase Brown	12	South Fremont	50.80
5	Kevin Rogers	12	Gooding	51.13
6	Dustin Jones	12	South Fremont	51.80
7	Trevor Bullock	11	Marsh Valley	51.89
8	Eric Rasmussen	12	Preston	52.41

4x100 Meter Relay



1	Filer	44.03
2	Shelley	44.71
3	Preston	44.78
4	Sugar-Salem	44.88
5	Declo	45.17
6	Middleton	45.21
7	Bonnors Ferry	45.82
8	American Falls	46.24

110 Meter Hurdles




1	Justin Keller	12	Salmon	15.53
2	Danny Prigmore	12	Filer	15.58
3	Ryan Allison	12	Gooding	15.80
4	Kurt Harvey	12	Buhl	16.17
5	JD Folsom	11	Salmon	16.24
6	Darin Fullmer	11	South Fremont	16.33
7	Blake Higley	11	Kimberly	16.63
8	Matt Smitheram	11	Bear Lake	16.88

4x200 Meter Relay



1	Filer	1:31.23
2	Shelley	1:32.71
3	South Fremont	1:33.07
4	Declo	1:33.57
5	Marsh Valley	1:34.12
6	Middleton	1:34.68
7	Snake River	1:35.05
8	Bonnors Ferry	1:40.86

300 Meter Hurdles




1	Danny Prigmore	12	Filer	40.67
2	Justin Keller	12	Salmon	40.94
3	Matt Smitheram	11	Bear Lake	41.17
4	Cole Everman	12	Wood River	41.44
5	Keith Carey	12	Bonnors Ferry	41.93
6	Teancum Light	11	Salmon	42.54
7	Luke Morrell	12	Snake River	42.58
8	Darin Fullmer	11	South Fremont	42.87

4x400 Meter Relay



1	Preston	3:26.93
2	Filer	3:29.49
3	South Fremont	3:29.97
4	Gooding	3:34.73
5	Declo	3:36.35
6	Salmon	3:37.34
7	Bonnors Ferry	3:38.60
—	Middleton	DQ

800 Meter Run



1	Carlos Trujillo		Middleton	1:58.73
2	Tyler Saxton	12	Bear Lake	1:59.90
3	Steve Anderson	12	Gooding	2:00.39
4	Adan Reyes	12	Salmon	2:00.45
5	Albert Varela	11	Sugar-Salem	2:00.64
6	Dustin Murray	11	South Fremont	2:00.71
7	Alex New	11	Kellogg	2:00.76
8	Jeremiah Voss	12	South Fremont	2:01.58

1600 Sprint Medley




1	Bonnors Ferry	3:35.47
2	Middleton	3:37.20
3	Preston	3:38.63
4	Gooding	3:40.81
5	South Fremont	3:44.30
6	Timberlake	3:46.79
7	St. Maries	3:47.29
8	Bear Lake	3:48.32

* New 3A Record

state track individual champions


2A Girls Winners

High Jump




1	Felicia Bolen	12	Aberdeen	5-00.00
2	Debbie Pederson	9	Grangeville	5-00.00
3	Anne Ringen	12	Kamiah	5-00.00
4	Latrisha Cable	12	New Plymouth	4-10.00
4	Lindsey Reed	12	Ririe	4-10.00
6	Danielle Pope	11	Butte County	4-10.00
6	Kara Ormond	10	Wendell	4-10.00
8	Cindy Cook	12	Ririe	4-08.00

Pole Vault




1	Shaina Frost	10	Challis	9-06.00
2	Stephanie Latimer	11	Challis	9-00.00
3	Jenna Piva	9	Challis	9-00.00
4	Rachel Burrell	11	Orofino	8-06.00
5	Betsy Boyer	11	Lapwai	8-00.00
6	Brittnay Madsen	10	Firth	8-00.00
6	Amie Vanek	11	Marsing	8-00.00
8	Kelly Hogg	11	Grangeville	7-06.00

Long Jump




1	Melanie Greene	12	Nampa Christian	16-09.25
2	Gretchen Bailey	10	Wallace	16-03.00
3	Halli Hickman	12	Ririe	16-02.25
4	Lindsay Williams	10	Firth	16-01.50
5	Sharlyn Moss	12	Butte County	16-01.25
6	Holly Baker	12	Potlatch	16-00.50
7	Jessica Stimmel	9	Homedale	15-06.50
8	Molly Boone	9	McCall-Donnelly	15-03.00

Triple Jump




1	Sharlyn Moss	12	Butte County	33-10.50
2	Holly Baker	12	Potlatch	33-08.00
3	Molly Boone	9	McCall-Donnelly	32-11.00
4	Britni Garz	12	North Fremont	32-06.50
5	Nicole Korytkowski	11	Grangeville	32-06.00
6	Shannon Johnston	11	Melba	32-00.25
7	Staci Sells	12	Parma	31-09.00
8	Kacie Smith	10	New Plymouth	31-08.25

Discus Throw



1	Katy Elsbury	12	Orofino	123-11
2	Jessica Cornia	11	Firth	120-00
3	Kristi Wherry	12	New Plymouth	116-07
4	Jenna Goeckner	12	Prairie	115-10
5	Elisa Baird	12	Kamiah	113-05
6	Audra McKinnon	11	Firth	109-06
7	Mindy Malone	10	Valley	104-11
8	Becky Sander	12	Lapwai	104-05

Shot Put



1	Jenna Goeckner	12	Prairie	37-10.00
2	Jessica Cornia	11	Firth	36-00.00
2	Kristi Wherry	12	New Plymouth	36-00.00
4	Katy Elsbury	12	Orofino	34-10.50
5	Cindy Cook	12	Ririe	34-09.50
6	Amanda Stewart	10	Marsing	32-09.00
7	Jessica Spencer	10	Clearwater Valley	32-06.50
8	Jessica Kowitz	10	Valley	32-02.50

100 Meter Dash




1	Jaynie Goodbody	9	Wendell	12.71
2	Jessica Kaufmann	12	Grangeville	12.87
3	Gretchen Bailey	10	Wallace	12.98
4	Kelsi Haylett	11	Homedale	13.09
5	Kelly Schumacher	10	Grangeville	13.18
6	Serena Santos	10	Prairie	13.19
7	Jessica Stimmel	9	Homedale	13.40
8	Sheila Olsen	9	Glenns Ferry	13.57

200 Meter Dash




1	Jaynie Goodbody	9	Wendell	26.03
2	Danielle Pridgen	11	Nampa Christian	26.17
3	Gretchen Bailey	10	Wallace	27.07
4	Jessica Kaufmann	12	Grangeville	27.08
5	Kelly Schumacher	10	Grangeville	27.51
6	Kim Burton	9	Grace	27.65
7	Shannon Moss	11	Butte County	27.66
8	Sheila Olsen	9	Glenns Ferry	27.93

400 Meter Dash




1	Danielle Pridgen	11	Nampa Christian	57.39
2	Debbie Pederson	9	Grangeville	1:00.54
3	Shaina Frost	10	Challis	1:00.86
4	Alycia Link	9	Melba	1:01.87
5	Hailee Allen	9	North Fremont	1:02.20
6	Shannon Moss	11	Butte County	1:02.47
7	Amberlea Doyle	11	Grangeville	1:02.98
8	Lindsay Allen	10	North Fremont	1:03.28

100 Meter Hurdles




1	Halli Hickman	12	Ririe	15.32
2	Melanie Greene	12	Nampa Christian	15.95
3	Jessica Henry	12	Lapwai	16.04
4	Nicole Larsen	11	Malad	16.69
5	Amie Vanek	11	Marsing	17.33
6	Kara Ormond	10	Wendell	17.58
7	Tonya Lyons	10	Clearwater Valley	17.75
8	Theresa Crecelius	12	Orofino	17.97

300 Meter Hurdles



1	Jessica Henry	12	Lapwai	45.99
2	Melanie Greene	12	Nampa Christian	46.25
3	Halli Hickman	12	Ririe	46.80
4	Nicole Larsen	11	Malad	47.63
5	Kara Ormond	10	Wendell	48.26
6	Kelli Hodges	12	West Side	49.45
7	Halyna Mereszczak	11	Grangeville	50.16
8	Theresa Crecelius	12	Orofino	50.43

800 Meter Run




1	Danielle Pridgen	11	Nampa Christian	2:14.10
2	Ashley Puga	9	Nampa Christian	2:20.51
3	Katie Brock	12	Valley	2:20.84
4	Becky Ward	12	Melba	2:22.56
5	Hailee Allen	9	North Fremont	2:23.75
6	Debbie Pederson	9	Grangeville	2:24.16
7	Megan Kellog	12	North Fremont	2:24.16
8	Katie Forsmann	12	Prairie	2:28.06

2A Girls Winners, continued

1600 Meter Run

1 Ashley Puga	9 Nampa Christian	5:26.32
2 Katie Brock	12 Valley	5:33.04
3 Megan Kellog	12 North Fremont	5:37.98
4 Alicia Phillips	9 Glens Ferry	5:39.35
5 Candace Buttars	10 West Side	5:41.87
6 Bobbi Wangsgard	11 Malad	5:43.30
7 Alaina Price	11 Malad	5:47.38
8 Ashley Walker	12 Firth	5:49.39




4x200 Meter Relay

1 Grangeville	1:49.13
2 Wendell	1:51.41
3 Orofino	1:51.63
4 Firth	1:51.74
5 Homedale	1:51.75
6 Challis	1:52.03
7 Grace	1:52.47
8 Ririe	1:53.37



3200 Meter Run

1 Ashley Puga	9 Nampa Christian	11:39.31
2 Katie Brock	12 Valley	11:44.04
3 Bobbi Wangsgard	11 Malad	12:16.06
4 Becky Ward	12 Melba	12:17.52
5 Deidre Biehler	11 Kamiah	12:26.41
6 Megan Kellog	12 North Fremont	12:29.31
7 Alaina Price	11 Malad	12:43.01
8 Ashley Walker	12 Firth	12:55.40




4x400 Meter Relay

1 Ririe	4:11.26
2 Grangeville	4:14.60
3 Firth	4:18.77
4 Wendell	4:20.28
5 Valley	4:23.47
6 Orofino	4:24.28
7 Malad	4:25.00
8 Melba	4:27.23




4x100 Meter Relay

1 Grangeville	51.38
2 Homedale	51.66
3 Wendell	51.69
4 Aberdeen	52.34
5 Marsing	53.27
6 Firth	53.55
7 Ririe	54.08
8 Lapwai	54.91



800 Sprint Medley

1 Nampa Christian	*1:50.48
2 Wendell	1:53.89
3 Challis	1:56.30
4 Prairie	1:56.36
5 Orofino	1:57.28
6 West Side	1:57.93
7 Grangeville	1:57.99
8 North Fremont	1:58.43




* New 2A Record

2A Boys Winners


High Jump

1 Sean Doughty	12 Challis	6-05.00
2 Cash Irish	11 Parma	6-04.00
3 Scott Thomas	11 Grace	6-00.00
4 TJ Green	10 Challis	6-00.00
5 Barrett Lamm	12 McCall-Donnelly	6-00.00
6 Austin Gluch	10 Homedale	6-00.00
7 Alex Frei	10 Grangeville	5-10.00
7 Ricky Jones	11 Lapwai	5-10.00




Triple Jump

1 Ricky Jones	11 Lapwai	44-08.00
2 Matt Brady	12 Potlatch	44-04.00
3 Derek Vance	12 Homedale	42-02.50
4 Kyleur McArthur	12 McCall-Donnelly	42-01.00
5 Logan Schenk	12 Grace	41-00.50
6 Jake Fredrickson	11 Grangeville	41-00.00
7 Bill Russell	11 Orofino	40-10.00
8 Barrett Lamm	12 McCall-Donnelly	40-05.00




Pole Vault

1 Scott Knuteson	12 Kamiah	13-06.00
2 KC Wilson	12 Marsing	13-00.00
3 Clay Haylett	10 Homedale	12-06.00
4 Keith McNab	11 Grangeville	12-06.00
5 Drew Meppen	12 Firth	12-00.00
6 Brett Hendren	11 Kamiah	12-00.00
7 Nathan Ruth	10 Kamiah	12-00.00
8 Shawn Gibbs	10 Homedale	11-06.00




Discus Throw

1 Otis Oatman	11 Kamiah	159-04
2 Shane Faulkner	12 Orofino	155-09
3 Sherman King	12 Wendell	155-08
4 Adam Summers	10 Ririe	140-11
5 Brandon Mecham	12 Firth	138-00
6 Kyle Annen	10 Orofino	132-05
7 Craig Lowary	11 Orofino	129-05
8 Tommy Uhlman	12 New Plymouth	127-07




Long Jump

1 Kyleur McArthur	12 McCall-Donnelly	21-04.75
2 Brad Mundt	10 Grangeville	20-09.75
3 Cash Irish	11 Parma	20-08.75
4 Jysen Lancaster	10 Wendell	20-03.50
5 Rell Dixon	12 Firth	20-03.00
6 Scott Thomas	11 Grace	20-02.50
7 Logan Schenk	12 Grace	20-01.75
8 Travis Stright	12 McCall-Donnelly	19-10.00



Shot Put

1 Brandon Mecham	12 Firth	52-05.75
2 Sherman King	12 Wendell	51-04.50
3 Otis Oatman	11 Kamiah	49-04.50
4 Marcus Wright	10 Challis	47-02.25
5 Jason Blair	12 Wendell	47-02.00
6 Dustin Crea	11 Grangeville	46-01.25
7 Chris Holsclaw	10 Parma	44-02.75
8 Jess Lettington	12 Valley	43-11.00



state track individual champions


2A Boys Winners, continued

100 Meter Dash



1	Skylar Stevenson	12	Wendell	11.00
2	KC Wilson	12	Marsing	11.21
3	Clint Roby	12	Orofino	11.38
4	Hyrum Blaylock	9	Parma	11.47
5	Michael Christensen	12	Ririe	11.49
6	Craig Lowary	11	Orofino	11.66
7	Tyrel Childers	11	Kamiah	11.66
—	CW Hurless	11	Challis	FS

1600 Meter Run




1	Tom Troutner	11	McCall-Donnelly	4:37.64
2	Alex Davies	10	Butte County	4:38.10
3	Alex Frei	10	Grangeville	4:39.15
4	Brad Landon	12	Ririe	4:39.23
5	Jeff Clark	11	Prairie	4:40.03
6	Danny Beutler	10	West Side	4:42.57
7	Michael Grant	10	Valley	4:43.57
8	Jed Nelson	11	Kamiah	4:45.72

200 Meter Dash




1	Skylar Stevenson	12	Wendell	22.13
2	KC Wilson	12	Marsing	22.81
3	Adam Gremling	12	Nampa Christian	22.95
4	Tyler Moser	11	Firth	23.23
5	Michael Christensen	12	Ririe	23.25
6	Jake Fredrickson	11	Grangeville	23.35
7	Clint Roby	12	Orofino	23.49
8	Tyrel Childers	11	Kamiah	24.04

3200 Meter Run



1	Brad Landon	12	Ririe	9:51.67
2	Alex Davies	10	Butte County	9:59.12
3	Tom Troutner	11	McCall-Donnelly	10:12.62
4	Danny Beutler	10	West Side	10:14.09
5	Dustin Portela	12	Firth	10:19.40
6	Nathan Clayson	10	Firth	10:20.75
7	Steve Atkinson	9	Malad	10:21.47
8	Tony Guadarrama	12	Glenns Ferry	10:24.32

400 Meter Dash



1	Mike Lockart	12	Kamiah	49.50
2	Matt Ward	11	Nampa Christian	50.17
3	Nate Lee	12	Nampa Christian	51.28
4	Josh Rudolph	12	Valley	51.52
5	Clark Wyatt	12	Valley	51.68
6	Matt Ruth	12	Kamiah	52.73
7	Tyler Reel	12	Malad	53.02
8	Craig Hokanson	12	Firth	53.97

4x100 Meter Relay



1	Parma	44.22
2	Homedale	44.25
3	Grangeville	44.94
4	Orofino	44.98
5	Kamiah	45.48
6	Wendell	45.66
7	Firth	45.84
8	Grace	45.88

110 Meter Hurdles



1	Casey Chappell	11	Aberdeen	15.32
2	Matt Richardson	11	Nampa Christian	15.48
3	Cash Irish	11	Parma	15.71
4	Rell Dixon	12	Firth	15.88
5	Spencer Hagen	11	Kamiah	16.16
6	Jimmy Boeder	10	Nampa Christian	16.22
7	Lance Heiner	12	Melba	16.57
8	P.J. Williams	11	Orofino	16.77

4x200 Meter Relay



1	Nampa Christian	1:32.88
2	Kamiah	1:33.22
3	Grangeville	1:33.71
4	Homedale	1:33.87
5	Firth	1:33.93
6	Parma	1:34.84
7	Grace	1:36.81
8	Wendell	1:37.81

300 Meter Hurdles




1	Casey Chappell	11	Aberdeen	40.42
2	Spencer Hagen	11	Kamiah	40.48
3	Lance Heiner	12	Melba	40.93
4	Sean Goodbody	11	Wendell	41.52
5	Jimmy Boeder	10	Nampa Christian	41.60
6	P.J. Williams	11	Orofino	41.62
7	Matt Richardson	11	Nampa Christian	42.23
8	Brock Higginson	10	Firth	44.74

4x400 Meter Relay



1	Nampa Christian	3:28.58
2	Kamiah	3:29.55
3	Wendell	3:30.15
4	McCall-Donnelly	3:30.40
5	Orofino	3:32.55
6	Ririe	3:33.10
7	Melba	3:37.55
8	West Side	3:37.88

800 Meter Run



1	Mike Lockart	12	Kamiah	1:56.71
2	Spencer King	12	Malad	1:58.64
3	Nic Swanson	11	McCall-Donnelly	1:58.98
4	Tom Troutner	11	McCall-Donnelly	1:59.00
5	Clark Wyatt	12	Valley	2:00.13
6	Will Hussman	12	Orofino	2:01.40
7	Nick Fowler	12	Wendell	2:01.45
8	Kenny Jacobson	12	West Side	2:02.92


1600 Sprint Medley



1	Nampa Christian	3:36.06
2	McCall-Donnelly	3:40.65
3	Kamiah	3:40.68
4	Malad	3:41.47
5	Valley	3:45.32
6	Ririe	3:45.86
7	Grangeville	3:47.88
8	Orofino	3:48.25


1A Girls Winners

High Jump




1	ShayLynn Yost	12	North Gem	5-02.00
2	Tess Collins	12	Kootenai	4-10.00
3	Aislinn Mangum	11	Mackay	4-10.00
4	Brenda Stephenson	11	Kootenai	4-08.00
4	Tiffany Hatch	11	Mackay	4-08.00
4	Bethany Engelstad	12	Camas County	4-08.00
4	Rey Brooke	11	Camas County	4-08.00
8	Jessica Harris	11	Nezperce	4-08.00

100 Meter Dash




1	Ali Cranney	10	Oakley	13.16
2	Liz Paradis	10	Council	13.25
3	Jillian Cutler	10	Murtaugh	13.27
4	Katie Sobczyk	12	Genesee	13.48
5	Shamee Norman	12	Dietrich	13.48
6	Laura Park	11	Mackay	13.50
7	Katie Fisher	11	Horseshoe Bend	13.62
8	Taylor May	10	Clark County	13.70

Pole Vault




1	Terresa Owsley	12	Hagerman	9-06.00
2	Lacey Perkins	11	Murtaugh	9-00.00
3	Christi Edwards	12	Raft River	8-06.00
3	Leah Kincheloe	11	Kootenai	8-06.00
4	Jennifer Denaughel	12	Raft River	8-06.00
5	Andrea Wilkerson	10	Cambridge	8-00.00
5	Jill Harper	11	Raft River	8-00.00
7	Meri Hart	12	Cambridge	7-06.00
8	Erin McLeod	12	Nezperce	7-06.00

200 Meter Dash




1	Tess Collins	12	Kootenai	27.08
2	Ali Cranney	10	Oakley	27.28
3	Jillian Cutler	10	Murtaugh	27.44
4	Tami Lee	12	Raft River	27.57
5	LaBree Branch	12	Midvale	27.64
6	Shamee Norman	12	Dietrich	27.76
7	Taylor May	10	Clark County	27.79
8	Katie Fisher	11	Horseshoe Bend	27.87

Long Jump




1	Jillian Cutler	10	Murtaugh	16-09.50
2	Katie Sobczyk	12	Genesee	16-03.25
3	Lacey Perkins	11	Murtaugh	15-11.50
4	ShayLynn Yost	12	North Gem	15-08.25
5	Jana Gray	10	Cole Valley	15-04.25
6	Christon Vander Eech	9	Salmon River	14-09.50
7	Lisa Lee	9	Raft River	14-09.00
8	Natasha Foskitt	9	Salmon River	14-07.00

400 Meter Dash




1	Tess Collins	12	Kootenai	1:00.92
2	Taylor May	10	Clark County	1:01.90
3	Nicole Dalton	11	Deary	1:02.21
4	Shamee Norman	12	Dietrich	1:02.27
5	Lynelle Thompson	9	Falls Christian	1:02.95
6	Megan Vallez	9	Hagerman	1:03.45
7	Jessica Hill	10	Castleford	1:04.43
8	Jennifer Mignerey	11	Salmon River	1:04.76

Triple Jump




1	Lacey Perkins	11	Murtaugh	34-10.50
2	Ali Cranney	10	Oakley	34-02.25
3	Jillian Cutler	10	Murtaugh	33-09.25
4	Kari Ward	12	Raft River	33-09.00
5	ShayLynn Yost	12	North Gem	33-06.75
6	Lisa Lee	9	Raft River	32-02.50
7	Amber Pendergraft	9	Murtaugh	32-01.50
8	Jana Gray	10	Cole Valley	31-10.75

100 Meter Hurdles




1	Ginger Bingham	11	Carey	17.00
2	Sara Archibald	10	Oakley	17.28
3	Liz Paradis	10	Council	17.57
4	Amber Pendergraft	9	Murtaugh	17.61
5	Molly Carlson	11	Timberline	17.76
6	Molly Warner	9	Kendrick	17.86
7	Natasha Foskitt	9	Salmon River	17.87
8	Lacey Tomlinson	11	Clark County	18.24

Discus Throw




1	Laci Thomas	12	Raft River	110-06
2	Melisa Denton	11	Cascade	102-03
3	Lindsey Pearson	10	Mackay	101-00
4	Candi Bryant	10	Horseshoe Bend	98-09
5	Kendra Dryer	11	Meadows Valley	98-03
6	Susanne Pomm	12	Midvale	95-06
7	Katie Atkinson	11	Castleford	95-04
8	Jenny Zipse	12	Timberline	94-08

300 Meter Hurdles




1	Lacey Perkins	11	Murtaugh	48.53
2	Brittany St. Clair	10	Cole Valley	49.41
3	Natasha Foskitt	9	Salmon River	49.42
4	Molly Warner	9	Kendrick	50.48
5	Christi Edwards	12	Raft River	51.02
6	Molly Carlson	11	Timberline	51.05
7	Sabrina Eddins	10	Clark County	51.18
8	Abbie Sobczyk	10	Genesee	51.38

Shot Put



1	Candi Bryant	10	Horseshoe Bend	38-09.50
2	Leslie Nelson	12	Mackay	36-09.50
3	Laci Thomas	12	Raft River	35-01.00
4	Susanne Pomm	12	Midvale	32-08.50
5	Kendra Dryer	11	Meadows Valley	32-04.00
6	Molly Warner	9	Kendrick	31-08.00
7	Cassy Baker	11	Salmon River	31-04.00
8	Katie Atkinson	11	Castleford	30-09.00

800 Meter Run




1	Amy Collins	10	Kootenai	2:24.99
2	Sarah Andersen	12	Kootenai	2:25.83
3	Kayla Coursey	12	Highland-C	2:26.55
4	Emily Hetrick	9	Greenleaf Friends	2:28.75
5	Ellen Freestone	12	Hansen	2:29.08
6	Tami Lee	12	Raft River	2:30.46
7	Tina Robinson	12	Rockland	2:31.76
8	Lisa Lee	9	Raft River	2:34.66

state track individual champions

1A Girls Winners, continued

1600 Meter Run




1	Amy Collins	10	Kootenai	5:35.61
2	Kayla Coursey	12	Highland-C	5:39.19
3	Corrine Palmiter	12	Kootenai	5:46.40
4	Emily Hetrick	9	Greenleaf Friends	5:46.97
5	Darcie Hiatt	9	Richfield	5:51.30
6	Lisa Lee	9	Raft River	5:54.39
7	Tina Robinson	12	Rockland	5:57.80
8	Brooke Norman	9	Richfield	6:06.93

4x200 Meter Relay




1	Horseshoe Bend	1:53.34
2	Cole Valley Christian	1:54.48
3	Clark Fork	1:55.50
4	Idaho City	1:55.86
5	Raft River	1:56.51
6	Troy	1:57.34
7	Camas County	1:58.63
8	Rockland	2:00.38

3200 Meter Run




1	Amy Collins	10	Kootenai	12:11.89
2	Emily Hetrick	9	Greenleaf Friends	12:47.45
3	Brooke Norman	9	Richfield	12:49.38
4	Darcie Hiatt	9	Richfield	12:49.55
5	Astra Williams	9	Troy	13:20.67
6	Jamie Bergsma	12	Castleford	13:20.99
7	Stacy White	10	Rimrock	13:31.85
8	Terra Copher	11	Council	13:36.52

4x400 Meter Relay



1	Kootenai	*4:14.37
2	Hansen	4:17.75
3	Troy	4:30.88
4	Castleford	4:31.56
5	Hagerman	4:33.37
6	Salmon River	4:33.42
7	Cole Valley Christian	4:50.72
8	Rockland	4:50.73

4x100 Meter Relay



1	Oakley	53.39
2	Horseshoe Bend	53.41
3	Genesee	53.73
4	Cole Valley Christian	53.80
5	Salmon River	54.11
6	Clark County	55.19
7	Troy	55.78
—	Raft River	DQ

800 Sprint Medley




1	Hansen	1:57.25
2	Raft River	1:58.30
3	Genesee	1:58.38
4	Kootenai	1:59.28
5	Horseshoe Bend	2:00.88
6	Salmon River	2:02.78
7	Dietrich	2:03.79
8	Rockland	2:04.49

* New 1A Record


1A Boys Winners

High Jump




1	Greg Langley	12	Cascade	*6-06.00
2	Chris Maughan	12	Dietrich	6-04.00
3	Justyn Gillish	10	Mackay	5-10.00
4	Tanner Carr	11	ISDB	5-10.00
5	TJ Park	10	Mackay	5-10.00
6	Josh Bishop	12	Bliss	5-08.00
7	Austin Knight	11	Hagerman	5-08.00
7	Charley Rennaker	11	Genesee	5-08.00

Triple Jump




1	Eric Snowder	12	Clark County	41-01.25
2	Brandon Blodgett	12	Camas County	40-04.25
3	Brandon Steigers	9	Kendrick	40-00.25
4	Greg Langley	12	Cascade	39-11.25
5	Cameron Mayer	12	Cole Valley	39-11.00
6	John Silvers	12	Murtaugh	39-09.50
7	Justyn Gillish	10	Mackay	39-08.25
8	Nate Dalin	11	Camas County	39-02.25

Pole Vault




1	John Davis	10	Cascade	12-00.00
2	Greg Langley	12	Cascade	11-06.00
3	Quinn Harper	10	Raft River	11-06.00
4	Phillip Durfee	12	Raft River	11-00.00
5	Kyle McCall	11	Troy	11-00.00
6	Brendon Baldus	11	Nezperce	11-00.00
7	Zeb Dimmett	10	Cascade	10-06.00
8	Tim Silver	10	Hagerman	10-06.00

Discus Throw



1	Tyrel Nelson	*12	Idaho City	170-09*
2	Beau Whitney	9	Meadows Valley	149-08
3	Zeb Rodes	12	Garden Valley	149-05
4	Silas Parks	12	Kendrick	143-11
5	Ryan Pearson	12	Mackay	139-10
6	Tanner Hansen	12	Raft River	139-00
7	John Gay	12	Oakley	132-06
8	Josh Lloyd	12	Meadows Valley	130-09

Long Jump



1	Ryan Landis	12	Notus	20-09.75
2	Greg Langley	12	Cascade	20-06.00
3	Drew Maves	11	Castleford	20-03.50
4	Brandon Blodgett	12	Camas County	20-00.75
5	Eric Snowder	12	Clark County	19-10.25
6	John Silvers	12	Murtaugh	19-10.25
7	Andy Barnard	12	Highland	18-11.50
8	Sheldon Horn	12	Dietrich	18-10.00

Shot Put




1	Tyrel Nelson	*12	Idaho City	59-11.25*
2	Cory Whitney	12	Meadows Valley	50-00.75
3	Silas Parks	12	Kendrick	48-00.25
4	Zeb Rodes	12	Garden Valley	45-04.50
5	Ben Roseborough	11	Murtaugh	42-09.25
6	Josh Lloyd	12	Meadows Valley	42-09.00
7	Beau Whitney	9	Meadows Valley	42-04.75
8	Pat Stone		Horseshoe Bend	42-04.25

• Tied 1A Record

* New 1A Record

1A Boys Winners, continued

100 Meter Dash



1	Andy Elliott	11	Cole Valley	11.30
2	Jessie Lemons	11	Camas County	11.62
3	Ryan Landis	12	Notus	11.62
4	Nate Green	10	Council	11.62
5	Jasper Qualls	12	Oakley	11.65
6	Richard May	10	Rockland	11.66
7	Nate Jayo	12	Hagerman	11.80
8	Silas Parks	12	Kendrick	11.82

1600 Meter Run




1	Marcos Veristain	12	Idaho City	4:33.07
2	Kevin Potter	12	Troy	4:36.52
3	Tyler Rose	11	Cambridge	4:38.07
4	Juan Morales	12	Wilder	4:38.81
5	Branden Teeter		Hansen	4:41.63
6	Chris Saenz	12	Greenleaf Friends	4:43.53
7	Cody Fowers		Hansen	4:44.66
8	Josh Miller	12	Idaho City	4:46.82

200 Meter Dash



1	Chris Baldus	10	Nezperce	22.89
2	Andy Elliott	11	Cole Valley	22.92
3	Robert Jones	10	Council	23.33
4	Ted May	12	Horseshoe Bend	23.36
5	Shane Andreason	12	Raft River	23.43
6	Chris Maughan	12	Dietrich	23.55
7	Nate Green	10	Council	23.72
8	Richard May	10	Rockland	23.74

3200 Meter Run



1	Marcos Veristain	12	Idaho City	9:56.17
2	Tyler Rose	11	Cambridge	10:02.57
3	Chris Saenz	12	Greenleaf Friends	10:12.77
4	Josh Miller	12	Idaho City	10:12.86
5	Cody Fowers		Hansen	10:19.28
6	Branden Teeter		Hansen	10:23.83
7	Gus Gustin	11	Kootenai	10:26.30
8	Landen Teeter		Hansen	10:33.54

400 Meter Dash




1	Chris Baldus	10	Nezperce	51.00
2	Adam Darrington	11	Raft River	51.56
3	Nate Jayo	12	Hagerman	52.16
4	Chris Maughan	12	Dietrich	52.60
5	Shawn Hennefer	11	Carey	53.04
6	John Davis	10	Cascade	53.05
7	Pat Tindall	11	Rimrock	53.30
8	Jesse Dyer	10	Kootenai	53.42

4x100 Meter Relay




1	Oakley	45.24
2	Kendrick	45.73
3	Camas County	45.87
4	Council	45.99
5	Deary	46.13
6	Cole Valley Christian	46.20
7	Raft River	46.32
8	Rockland	48.95

110 Meter Hurdles




1	Ted May	12	Horseshoe Bend	15.72
2	Brandon Steigers	9	Kendrick	15.80
3	Matt Newkirk	11	Murtaugh	16.17
4	Trent Cummins	9	Murtaugh	16.43
5	Ammon McBride	11	Oakley	16.48
6	Eric Schacher	12	Genesee	17.14
7	Coty Fairchild		Midvale	17.31
—	Dakota Dallin	9	Camas County	DQ

4x200 Meter Relay



1	Oakley	1:33.35
2	Nezperce	1:35.58
3	Deary	1:35.92
4	Raft River	1:36.08
5	Cole Valley Christian	1:36.33
6	Mackay	1:36.70
7	Dietrich	1:38.21
8	Council	1:38.61

300 Meter Hurdles




1	Ted May	12	Horseshoe Bend	40.81
2	Corey Warner	11	Deary	41.14
3	Eric Snowden	12	Clark County	41.89
4	TJ Bingman	11	Cascade	41.92
5	Matt Newkirk	11	Murtaugh	42.37
6	Allen Potter	11	Clark Fork	42.42
7	Brandon Steigers	9	Kendrick	43.24
8	Trent Cummins	9	Murtaugh	44.77

4x400 Meter Relay




1	Nezperce	3:31.86
2	Troy	3:33.67
3	Castleford	3:35.48
4	Carey	3:36.38
5	Rockland	3:36.58
6	Highland	3:37.37
7	Cole Valley Christian	3:51.75
8	Greenleaf Friends	3:57.91

800 Meter Run



1	Marcos Veristain	12	Idaho City	1:59.74
2	Jared Todd	12	Genesee	2:00.37
3	Destry Simpson	11	Carey	2:00.51
4	Brian Brown	10	Hagerman	2:02.61
4	Tyler Carrico	12	Mullan	2:02.61
6	Juan Morales	12	Wilder	2:03.68
7	Flint Dill	11	Carey	2:04.01
8	Josh Miller	12	Idaho City	2:04.75

1600 Sprint Medley



1	Troy	3:42.57
2	Genesee	3:44.59
3	Council	3:49.04
4	Highland-C	3:52.17
5	Idaho City	3:52.92
6	Rockland	3:53.88
7	Camas County	4:00.25
—	Murtaugh	DNF

state golf champions

5A: Twin Falls Municipal Golf Course — May 20-21, 2002




Boys Team Championships

1. Meridian	293	297	590
2. Coeur d'Alene	293	307	600
3. Twin Falls	289	312	601
4. Borah	299	308	607

Boys Medalist

Blake Lugar, Coeur d'Alene	67
----------------------------	----



Girls Team Championships

1. Twin Falls	336	348	684
2. Lewiston	345	371	716
3. Eagle	361	391	752
4. Lake City	361	396	757

Girls Medalist

Courtney McCracken, Eagle	75
---------------------------	----



4A: Jerome Country Club Golf Course — May 24-25, 2002




Boys Team Championships

1. Vallivue	280	294	574
2. Nampa	292	305	597
3. Skyview	298	300	598
4. Bishop Kelly	298	304	602

Boys Medalists

1. Scott Bendawald, Vallivue	67
2. Tyler Aldredge, Vallivue	67
3. Keaton Skyles, Nampa	68
4. Ryan Nielson, Skyview	70




Girls Team Championships

1. Skyview	332	340	672
2. Caldwell	343	354	697
3. Bishop Kelly	352	426	723
4. Burley	433	426	859

Girls Medalists

1. Elli Brown, Kuna	72
2. Kali Quick, Skyview	75
3. Sarah Gallant, Bishop Kelly	77
4. Erica Haney, Caldwell	78



3A: ClearLakes Golf Course, Buhl — May 20-21, 2002



Boys Team Championships

1. Shelley	308	328	636
2. Weiser	330	329	659
3. Filer	318	345	663
4. Snake River	325	346	671

Boys Medalists

1. John Shettler, Filer	67
2. Nick Higham, Shelley	70
3. Chad Huntsman, Shelley	75
4. Zach Abels, Kimberly	76
4. Nick Korthals, Payette	76



Girls Team Championships

1. Weiser	359	373	732
2. Snake River	383	409	792
3. St. Maries	411	426	837
4. Buhl	416	443	859

Girls Medalists

1. Kayla Adams, Snake River	82
2. Katie Highham, Shelley	85
3. Jill Walker, Weiser	86
4. Ashley Smith, Kimberly	87



2A: River Bend Golf Course, Homedale — May 20-21, 2002




Boys Team Championships

1. Homedale	319	333	652
2. Parma	324	342	666
3. McCall-Donnelly	330	339	669
4. Wendell	340	347	687

Boys Medalists

1. Jysen Lancaster, Wendell	69
2. Jason Bidaganeta, Homedale	71
3. Cody Garrett, Homedale	74
4. A.J. Robinson, Oakley	77
4. D.J. Tolmie, Parma	77




Girls Team Championships

1. Homedale	385	404	789
2. Glens Ferry	427	448	872
3. Valley	463	459	922
4. Aberdeen	467	478	945


Girls Medalists

1. Jenna Millemann, McCall-Donnelly	91
2. Kerie Kushla, Homedale	92
3. Shannon Batt, Homedale	93
4. Tawny Stevens, Garden Valley	94



state tennis champions

May 17-18, 2002 — Boise & Caldwell



Team Champions
1st Capital
2nd Boise
3rd Centennial
4th Idaho Falls

Coach
Tom Campbell
Steve Mendive
Marian Dewane
Ron Gingras



5A

Boys Singles

1st Tristan Heinrich
2nd Evan Specht
3rd Max Volger
4th John Hieb

Boise
Centennial
Borah
Twin Falls



Girls Singles

1st Kiara Powell
2nd Lindsey Bennion
3rd Whitney Megale
4th Laura Guth

Capital
Idaho Falls
Capital
Timberline

Boys Doubles

1st Stephen Wolcott - Ethan Asher
Boise
2nd Robbie Burda - Scott Wood
Meridian
3rd Alex Pladsen - Casey Prange
Idaho Falls
4th Evan Pack - Ben Westren
Madison




Girls Doubles

1st Katie Webster - Hannah Johnson
Capital
2nd Jessica Meikle - Courtney Bennion
Idaho Falls
3rd Sadie Sandquist - Lacy Pearson
Pocatello
4th Channing Yip - Stephanie Johnson
Centennial



Mixed Doubles

1st Piper Morrell - Jason Clements
Centennial
2nd Rachael Moorehead - Landon Reese
Capital
3rd Holly Keys - Lucas Oliveira
Boise
4th Aleesha Richman - Cole Nielson
Highland



Team Champions
1st Vallivue
2nd Bishop Kelly
3rd Century
4th Caldwell

Coach
Willard Coles
Javier Idoeta
Dian Swanson
Mike Jones



4A

Boys Singles

1st Jake Berriochoa
2nd Morgan Keller
3rd Andrew Williamson
4th Virgihio Leite

Bishop Kelly
Bishop Kelly
Bishop Kelly
Bonneville




Girls Singles

1st Andrea House
2nd Kyla Combs
3rd Liz Roberts
4th Katrina Romano

Mountain Home
Vallivue
Century
Skyview


Boys Doubles

1st Bryant Jones - Daniel Semendue
Bishop Kelly
2nd Cody Jensen - Mark Pittard
Vallivue
3rd Eric Edwards - Hank Peterson
Moscow
4th Eric McClure - Josh Westerberg
Vallivue



Girls Doubles

1st Anna Moylan - Vikki Elordi
Caldwell
2nd Morgan Bodily - Courtney Clard
Century
3rd April Hallam - Anrea Bjorkman
Emmett
4th Jen Vorhies - Emily Mues
Moscow




Mixed Doubles

1st Lina Kouumdejiva - Mike LaVoy
Vallivue
2nd Rachel Katscannes - Andy Swanson
Century
3rd Meagan Bodily - Lucas Stringfield
Caldwell
4th Katie Batt - Aaron Pike
Vallivue



Team Champions
1st Community School
2nd Homedale
3rd Wood River
4th Fruitland

Coach
Mark Scribner
Jim Smyth
Lisa Sedivy
Judy Surmeier



3A

Boys Singles

1st Ryan Drew
2nd Ben Judson
3rd Uriah Jones
4th Jeff Trout

Community School
Fruitland
Homedale
Troy




Girls Singles

1st Laren Drew
2nd Caity Jones
3rd Yurie Ikeuchi
4th Tammy Parton

Community School
Homedale
Falls Christian
Community School


Boys Doubles

1st Joel Evans - Luke Fosvedt
Community School
2nd Vince Nagashima - Tate Mills
Wood River
3rd Drew Judson - Scott Schlager
Fruitland
4th Aaron Crawford - Jake Schumaker
Culdesac




Girls Doubles

1st Katie Dondero - Lisa Bohner
Wood River
2nd Jesse Woodyard - Ashley Lakey
Wood River
3rd Alysa Gluch - Kelly Roberts
Homedale
4th Brooke Sutton - Cindy Ruelas
Parma



Mixed Doubles

1st Sara Brown - Kevin Overton
Homedale
2nd Langley McNeale - Josh Kantor
Community School
3rd Ashley Vahlberg-Shawn Swearingen
Clearwater Valley
4th Yumi Marinaga - Brad Bigford
Troy

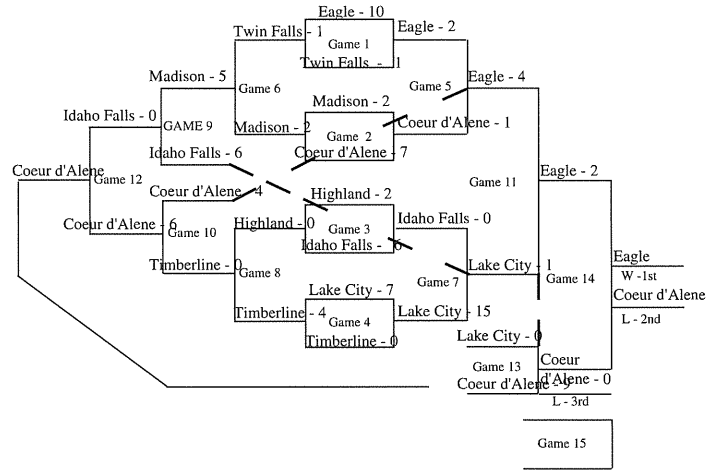


state softball champions


5A: May 23-25, 2002
Twin Falls High School



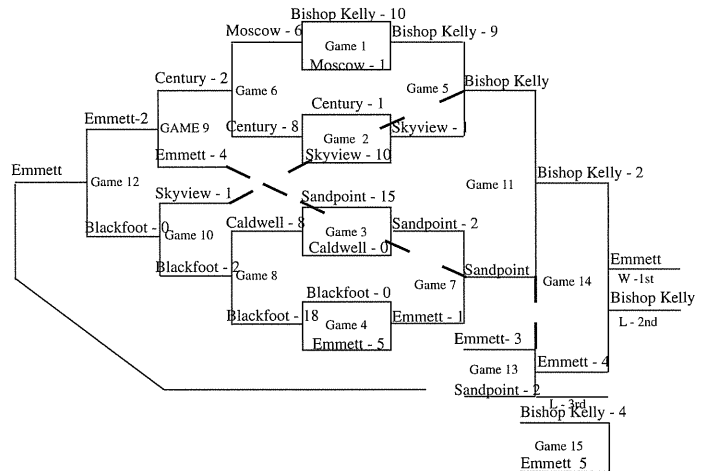
Eagle High School




4A: May 23-25, 2002
Ward Park — Pocatello



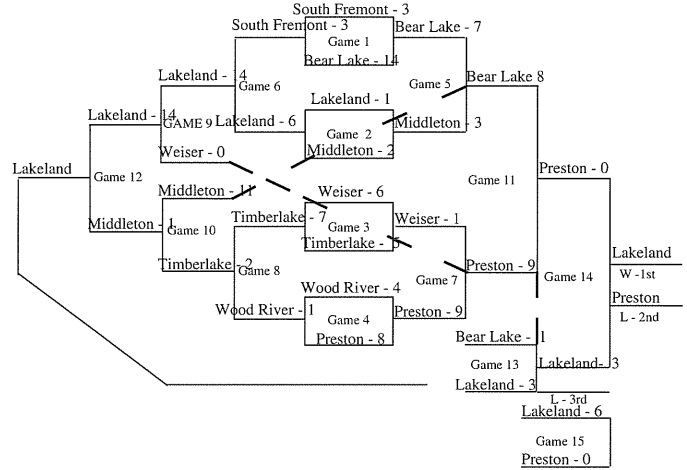
Emmett High School



3A: May 23-25, 2002
Buhl High School



Lakeland High School



2A: May 23-25, 2002
Ward Park — Pocatello



New Plymouth High School

