

2002 — 2003

STATE TOURNAMENT

CHAMPIONS

**December 6-7, 2002
Burley High School**

Sweepstakes

Centennial High School
Tracey Fuller, coach

Class A Teams

1st Centennial - T. Fuller, coach
2nd Burley - R. Call, coach
3rd Lake City - S. Seaton, coach

Class B Teams

1st American Falls - T. Kress, coach
2nd Sugar-Salem - G. Stumme, coach
3rd tie Bear Lake - S. Hoge, coach
3rd tie Declo - M. Null, coach
3rd tie Lapwai - S. Scott, coach

Individual Awards

Ensemble Serious

1st A Hanebutt, J Bowman - Centennial
2nd A Martin, N Pylichak - Emmett
3rd (t) M Cariola, A Calder - Lake City
(t) C Bess, N Lester, B Bermensolo - Eagle

Ensemble Humorous

1st P Shepherd, A Lords - American Falls
2nd (t) C Edwards, S Barnard - Coeur d'Alene
(t) B Honston, G Porter - Emmett

Ensemble Pantomime

1st S Bowman, M Turner - Burley
2nd A McMillan, K Redder, B Duncan, H Handy - Burley
3rd C Arnin, A Goldy - Centennial

Original Acting - Serious

1st Natasha Peterson - Sandpoint
2nd M Vashro, D Priddy, J Hunter - Centennial
3rd TJ Jakush, T Preese, A Derisio, T Foster - Centennial

Original Acting - Humorous

1st (t) M Shockey, J Meline - Burley
1st (t) J Bowman, M Vashro, T Preece - Cenennial
1st (t) Gus Porter Emmett

Tech Theatre - Scene Design

1st P Shepherd, T Clinger - American Falls
2nd C Dahlke, K Call - American Falls
3rd M Johnson, J Byers - Centennial

Solo Serious

1st Mikelle Young - Coeur d'Alene
2nd Mandi Johnson - Bonneville
3rd Misti Worthington - Burley

Solo Humorous

1st Jade Keller - Skyline
2nd Lacey Kuwana - Declo
3rd Scott Bowen - Burley

Solo Pantomime

1st Courtney Heinz - Capital
2nd Thyais Whitman - Lapwai
3rd Josie Harris - Bear Lake

Solo Audition

1st Ashley Cooper - Lake City
2nd Brianna Call - Burley
3rd Reggie Gowland - Boise

Tech Theatre - Costume Design

1st K Loberg, C Stonnard - Moscow
2nd F Frielier, F Horsley - Burley
3rd O Ball, R Kajdic - Centennial

Tech Theatre - Properties

1st Kaysha Goleman - Parma
2nd A Ball, J Parkinson - Sugar-Salem
3rd B Call, Mac Hoag - American Falls

Tech Theatre - Make-up

1st K Giesbrecht, A Waddoups - American Falls
2nd Terra Rintelen - Orofino
3rd T Shirts, C Taylor - Eagle

Skyline High School
March 14-15, 2003

Class A

Lincoln-Douglas

1st	Andy Sperl	Bishop Kelly
2nd	Scottie Ann Jensen	Blackfoot
3rd(t)	Susan Elle	Skyview
3rd(t)	Mike Wernecke	Eagle
Fin.	Dianne Lewis	Blackfoot
Fin.	Rachel Esplin	Blackfoot
Fin.	Daniel Brubaker	Skyview
Fin.	Jason Jardine	Highland

LD Teams

		Coach
1st	Blackfoot	Leora Hansen
2nd (t)	Eagle	Herby Kojima
2nd (t)	Skyview	Melinda Schulz

Policy

1st	Connor Walline, Mark Swenson Hillcrest	
2nd	Chris Youderian, Nick Wilmot Idaho Falls	
3rd(t)	John Harper, Jared Johnson Blackfoot	
3rd(t)	Jordan Park, Drew Thomas Hillcrest	
Fin.	Josh Taylor, Chelsi Sutton Madison	
Fin.	Barton Jackson, Allen Jackson Eagle	
Fin.	Mark Hanin, Keith Lohse Century	
Fin.	Andrew Wilkins, Michael Bradshaw Timberline	

Policy Teams

		Coach
1st	Hillcrest	Amy Walker
2nd	Idaho Falls	Matt Allen

Class B

Lincoln-Douglas

1st	Charles Ryland	North Fremont
2nd	Dane Johns	Kimberly
3rd(t)	Katie Wilson	South Fremont
3rd(t)	Brooke Sanders	Snake River
Fin.	Cassie McNeil	Sugar-Salem
Fin.	Charles Kelly	Kimberly
Fin.	Brittni Jones	Valley
Fin.	Danielle Staeb	South Fremont

LD Teams

		Coach
1st	Kimberly	Lori Clements
2nd	South Fremont	Margaret Oveson

Policy

1st	Josh Davenport, Elizabeth Davenport South Fremont	
2nd	Greg Cheyne, Jared Huber South Fremont	
3rd(t)	Sophia Andrews, Stormy Aitken Snake River	
3rd(t)	Lyndsay Colson, Jessica Forsburg South Fremont	
Fin.	Kyle Risner, Jacob Chaney Wood River	
Fin.	Travis Risner, Ryan Chandler Wood River	
Fin.	Jesse Merrill, Alex Meiners Teton	
Fin.	Elly Garner, Lydon Crane Kimberly	

Policy Teams

		Coach
1st	South Fremont	Margaret Oveson
2nd	Wood River	Tim Neville

Lake City High School
April 25-26, 2003

Sweepstakes

Jerome High School – Scott Burton, Coach

5A/4A Teams	
1st	Jerome - S. Burton, coach
2nd	Eagle - H. Kojima, coach
3rd	Hillcrest - A. Walker, coach

3A/2A/1A Teams	
1st	Sugar-Salem - G. Stumme, coach
2nd	Filer - K. Forster, coach
3rd	Teton - C. Davis, coach

A PANEL EVENTS

Impromptu

1. Susan Elle	Skyview
2. Rissa Wetzel	Hillcrest
3. A.J. Carter	Teton

Extemporaneous

1. Brian Apel	Bishop Kelly
2. Barton Jackson	Eagle
3. Scottie Jensen	Blackfoot

Panel Discussion

1. Sarah Ferguson	Pocatello
2. Daniel Packard	Madison
3. Chris Mattison	Eagle

Radio

1. Ben Hobson	Coeur d'Alene
2. Zack Lloyd	Jerome
3. Chad Clark	Jerome

Retold Story

1. Bonnie Richards	Filer
2. Ryan Jones	Filer
3. Lacey Kuwana	Declo

Expository

1. (t) Mary Feusahrens	Filer
1. (t) Billy Beard	Teton
1. (t) Jordan Park	Hillcrest

B PANEL EVENTS

Serious Interp

1. Josha Scanlon	Skyview
2. Adam Spry	Hillcrest
3. Tyler Haws	Sugar-Salem

Humorous Interp

1. Cleo Rousay	Caldwell
2. Emily Poteet	Minico
3. Michael Mecham	Sugar-Salem

Duo Interp

1. Bean / Walline	Hillcrest
2. Hill / Frelier	Burley
3. Schneider / Scott	Meridian

Original Oratory

1. Desi Nyborg	Sugar-Salem
2. Katy Ricks	Sugar-Salem
3. Chelsi Sutton	Madison

After Dinner

1. Rachel Fellows	Coeur d'Alene
2. Jonathan Boyd	Marsh Valley
3. Megan Marshall	Jerome

Salesmanship

1. Mary Feusahrens	Filer
2. Hailie Moore	Jerome
3. Jordan Porter	Madison

Oratorical Analysis

1. Diane Thompson	Jerome
2. Elly Garner	Kimberly
3. Katie May	Jerome

5a state cross country

November 2, 2002
Farragut State Park — Coeur d'Alene



5A Girls

1.	Meridian	44
2.	Skyline	69
3.	Idaho Falls	108
4.	Eagle	113

1	Breanna Sande	10	Lake City	19:31.72
2	Abby Zimney	10	Meridian	19:36.36
3	Lindsay Burt	12	Boise	19:47.57
4	Madie Coffman	10	Boise	19:56.16
5	Heather Carlson	11	Skyline	19:59.17
6	Jenny Downey	12	Pocatello	20:01.03
7	Marcella Bosch	10	Borah	20:03.13
8	Mckenzie Walton	10	Skyline	20:08.52
9	Kerynn Davis	9	Meridian	20:15.26
10	Niki Barfuss	12	Meridian	20:17.71
11	Sheila Moss	12	Idaho Falls	20:18.64
12	Kayla Preece	12	Idaho Falls	20:19.40
13	Georgia Burke	9	Lake City	20:22.92
14	Nicole Moore	10	Meridian	20:26.76
15	Brittany Ward	9	Twin Falls	20:36.35
16	MacKenzie Gallagher	12	Eagle	20:46.96
17	Rachael Grow	12	Meridian	20:47.79
18	Kelise VanKomen	9	Nampa	20:48.36
19	Morgan Bitsoi	11	Skyline	20:52.71
20	Kristin Palmer	9	Coeur d'Alene	20:59.71



5A Boys

1.	Idaho Falls	51
2.	Meridian	59
3.	Skyline	72
4.	Highland	107

1	Matt Knoff	12	Highland	15:58.55
2	David Jankowski	12	Skyline	16:18.78
3	Robert Harrison	12	Meridian	16:21.69
4	Adam Follett	11	Idaho Falls	16:35.56
5	Austin Becker	11	Skyline	16:36.64
6	Scott Woodbury	12	Idaho Falls	16:41.19
7	Frank Eanes	10	Timberline	16:52.24
8	Jon Griffith	12	Idaho Falls	16:53.20
9	Sean Boone	11	Meridian	16:56.45
10	Todd Smith	12	Meridian	16:56.98
11	Dan Hochalter	12	Meridian	16:58.95
12	Estevan Chapa	12	Twin Falls	17:00.84
13	Mike Tucker	12	Pocatello	17:02.83
14	Mike Schmidt	12	Coeur d'Alene	17:03.99
15	Ian Batch	11	Capital	17:08.68
16	Jeff Anderson	11	Highland	17:09.08
17	Steve Loveland	12	Timberline	17:10.91
18	David Creamer	11	Borah	17:14.30
19	Tim Taylor	11	Idaho Falls	17:15.02
20	Eric Follett	9	Idaho Falls	17:18.56




Breanna Sande



Matt Knoff

November 2, 2002
Farragut State Park — Coeur d'Alene



4A Girls

1.	Sandpoint	56
2.	Hillcrest	78
3.	Vallivue	99
4.	Moscow	99


1	Ali Brosh	11	Sandpoint	18:32.98
2	Jackie Carter	11	Bishop Kelly	19:03.79
3	Danya Rumore	12	Sandpoint	19:11.14
4	Katie O'Neil	11	Bishop Kelly	19:13.97
5	Karley Meikle	11	Hillcrest	19:36.38
6	Allix Lee-Painter	10	Moscow	19:49.60
7	Ashli Ludden	10	Sandpoint	19:51.92
8	Taryn Trapp	11	Vallivue	20:01.50
9	Lindsey Miller	11	Vallivue	20:27.09
10	Emily Teeples	11	Madison	20:37.94
11	Stephanie Johnson	9	Burey	20:41.87
12	Nicole Neal	9	Hillcrest	20:49.67
13	Kim Reading	12	Blackfoot	20:52.29
14	Kelly Brauch	9	Hillcrest	20:55.96
15	Samantha Butler	10	Blackfoot	21:01.04
16	Stephanie Manwaring	10	Hillcrest	21:07.31
17	Megan Rolland	9	Emmett	21:08.59
18	Kaiya Ward	9	Moscow	21:09.02
19	Micky Hernandez	11	Bonneville	21:09.60
20	Sara Raughber	9	Jerome	21:11.39

4A Boys


1.	Hillcrest	55
2.	Century	76
3.	Bishop Kelly	77
4.	Jerome	126

1	Aaron Wolfe	11	Century	16:32.22
2	Patrick McGlynn	11	Bishop Kelly	16:40.52
3	Paul Thomas	12	Bishop Kelly	16:52.31
4	Mark Irving	11	Hillcrest	17:01.94
5	Austin Woodland	12	Hillcrest	17:02.45
6	Craig Paulin	12	Jerome	17:09.65
7	Ryan Davis	11	Rigby	17:14.51
8	Jason McKee	10	Century	17:15.84
9	Ted Tolman	10	Jerome	17:21.67
10	Steven Ritchie	11	Burley	17:22.82
11	Drew Johnson	11	Burley	17:23.33
12	Tyler Hopper	12	Caldwell	17:23.75
13	Geoff Klein	11	Sandpoint	17:24.33
14	Craig Campbell	11	Century	17:24.90
15	Saen Bradburn	12	Century	17:25.53
16	Gary Attebury	10	Hillcrest	17:27.39
17	Jared Ball	11	Hillcrest	17:27.39
18	John Capson	12	Rigby	17:27.92
19	Harrison Livsey	10	Hillcrest	17:30.66
20	Ryan Tall	11	Hillcrest	17:32.18

Ali Brosh




Aaron Wolfe



3a state cross country

November 2, 2002
Farragut State Park — Coeur d'Alene



3A Girls

1.	Salmon	61
2.	Bonnors Ferry	70
3.	Preston	81
4.	Bear Lake	103

1	April Homan	12	Gooding	19:55.45
2	Danielle Allen	12	Teton	20:09.98
3	Meadow Braden	11	Bonnors Ferry	20:41.96
4	Eva Bach	12	Wood River	20:42.28
5	Stephanie Thurston	12	St. Maries	20:42.81
6	Laura Herbst	12	Salmon	20:56.63
7	Hanna Prange	10	Salmon	20:56.88
8	Cierra Barreras	9	Salmon	20:57.82
9	Ashley Rickels	12	Middleton	21:06.64
10	Kate Eborn	9	Bear Lake	21:15.78
12	Melissa Timothy	11	Bear Lake	21:24.65
13	Mallory Wheatley	11	Preston	21:26.99
14	Erika Dornfeld	10	Bonnors Ferry	21:32.38
15	Erin Heffron	9	Teton	21:35.72
16	Kasidee Campbell	10	Preston	21:38.61
17	Molley Meyers	12	Wood River	21:44.52
18	Kaitlin Tymrak	12	Bonnors Ferry	21:45.62
19	Louise Knudson	12	Fruitland	22:01.13
20	Amy Ando	12	Salmon	22:06.05

3A Boys

1.	Preston	53
2.	Gooding	60
3.	Middleton	86
4.	Snake River	112

1	Rodger Jachim	11	Middleton	16:41.02
2	Dallas Eborn	10	Bear Lake	16:49.54
3	Colby Cole	12	Preston	17:01.29
4	John Bell	10	Bonnors Ferry	17:08.47
5	Drue McHan	12	Gooding	17:09.94
6	John Hitchcock	11	South Fremont	17:14.45
7	Seth Butler	12	Middleton	17:22.84
8	Luke Williams	12	Snake River	17:26.40
9	Alex New	12	Kellogg	17:29.03
10	Trae Jones	12	Declo	17:29.91
11	Dustin Murray	12	South Fremont	17:30.77
12	Eric Gushee	11	Goodng	17:32.10
13	Bobby Johnson	12	Preston	17:37.65
14	Jacob Linderman	12	Preston	17:45.96
15	Adam Beardall	11	Preston	17:47.08
16	Kurtis Nelson	10	Gooding	17:49.45
17	Richie Bonney	10	Snake River	17:50.71
18	James Cox	12	Bonnors Ferry	17:51.26
19	Erron Prickett	12	Middleton	17:56.36
20	Morgan Hoffman	12	Salmon	18:03.46



April Homan



Rodger Jachim

November 2, 2002
Farragut State Park — Coeur d'Alene



2A Girls


- | | | |
|----|-----------------|-----|
| 1. | Firth | 39 |
| 2. | Malad | 50 |
| 3. | Soda Springs | 83 |
| 4. | McCall-Donnelly | 116 |

1	Ashley Puga	10	Nampa Christian	20:10.93
2	Shannalee Christman	12	Soda Springs	20:32.47
3	Alaina Price	12	Malad	20:37.44
4	Jennifer Schiess	9	Firth	20:56.37
5	Kimberly Williams	12	Malad	21:00.24
6	Bobbi Wangsgad	12	Malad	21:06.13
7	Lindsay Williams	11	Firth	21:27.82
8	Darcy Hiatt	10	Richfield	21:41.22
9	Daneil Downs	9	Firth	21:42.28
10	Emily Hetrick	10	Greenleaf Friends	21:46.17
11	Katie McKie	9	New Plymouth	21:48.64
12	Amanda Martinsen	11	Soda Springs	21:51.01
13	Annikka Nielsen	12	Firth	21:54.94
14	Mariah Reddick	12	McCall-Donnelly	21:56.85
15	Jenny Cockerell	9	Malad	21:58.39
16	Andrea Christensen	9	Firth	22:02.18
17	Ashley Pickett	11	Oakley	22:04.61
18	Brooke Norman	10	Richfield	22:05.93
19	Astra Williams	10	Troy	22:08.18
20	TJ Martinat	11	Homedale	22:11.92

2A Boys

- | | | |
|----|-----------------|----|
| 1. | Firth | 72 |
| 2. | Malad | 80 |
| 3. | McCall-Donnelly | 82 |
| 4. | Soda Springs | 93 |

1	Cody Fowers	12	Hansen	16:34.37
2	Steve Atkinson	10	Malad	16:48.21
3	Trevor Price	10	Malad	16:54.62
4	Nathan Clayson	11	Firth	17:04.43
5	Tom Troutner	12	McCall-Donnelly	17:08.02
6	Landen Teeter	12	Hansen	17:09.03
7	Alex Davies	11	Butte County	17:16.41
8	Mike Rupp	12	Soda Springs	17:20.28
9	Keane Shular	10	Soda Springs	17:20.70
10	Branden Teeter	12	Hansen	17:21.65
11	Jake Peterson	11	Firth	17:23.44
12	Ian Fautot	9	McCall-Donnelly	17:30.92
13	Chris Atkinson	12	Malad	17:32.41
14	Bradley Petersen	10	Firth	17:33.23
15	Kyle Gates	11	Grangeville	17:37.43
16	Kayle Earley	11	McCall-Donnelly	17:48.19
17	Matt Harmon	12	Soda Springs	17:48.91
18	Jeb Anderson	11	Nampa Christian	17:51.33
19	Tyler Rose	12	Cambridge	17:52.83
20	Jeff Carlson	11	Council	17:53.18



Ashley Puga



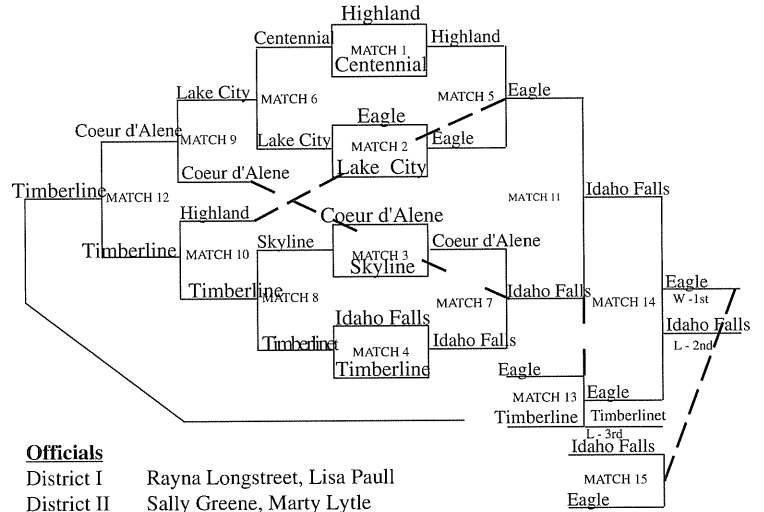
Cody Fowers

volleyball champions

5A November 1-2, 2002
at Twin High School



Eagle High School



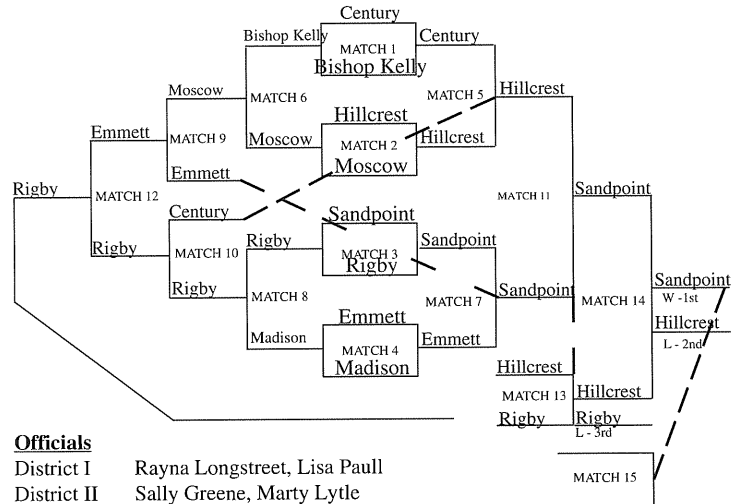
Officials

- District I Rayna Longstreet, Lisa Paull
- District II Sally Greene, Marty Lytle
- District III Ron Fortner, Michelle Peterson-Spell, Cindy Davenport
- District IV Holly Cook, Laurie Howard, Sharon Lutkehus
- District V Julie Burke, Jeff Horrocks
- District VI Tracy Brown, Norm Kane, Randy Moser, Gini Porter

4A November 1-2, 2002
at Kimberly High School



Sandpoint High School



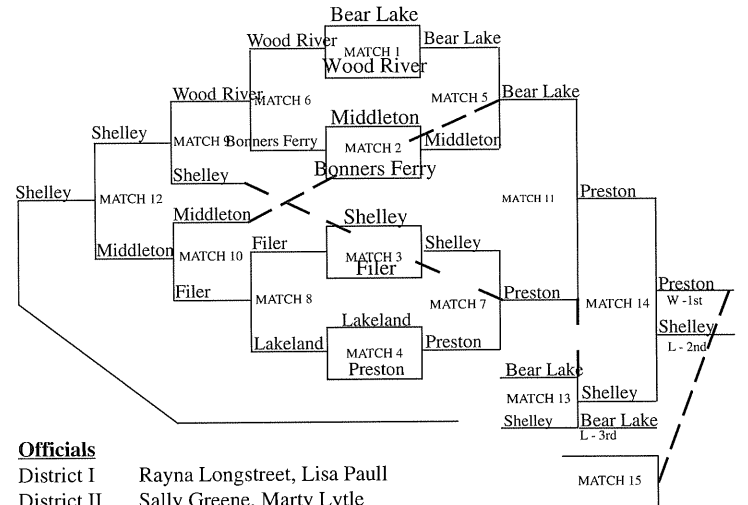
Officials

- District I Rayna Longstreet, Lisa Paull
- District II Sally Greene, Marty Lytle
- District III Ron Fortner, Michelle Peterson-Spell, Cindy Davenport
- District IV Holly Cook, Laurie Howard, Sharon Lutkehus
- District V Julie Burke, Jeff Horrocks
- District VI Tracy Brown, Norm Kane, Randy Moser, Gini Porter

3A November 1-2, 2002
at Burley High School




Preston High School



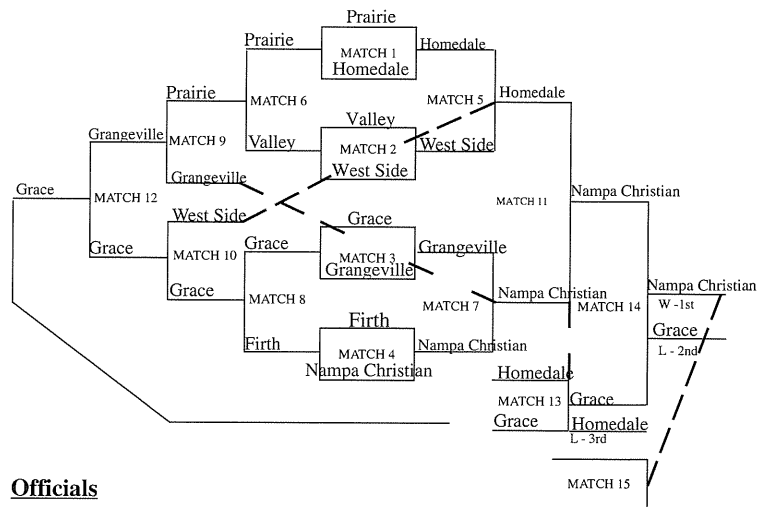
Officials

- District I Rayna Longstreet, Lisa Paull
- District II Sally Greene, Marty Lytle
- District III Ron Fortner, Michelle Peterson-Spell, Cindy Davenport
- District IV Holly Cook, Laurie Howard, Sharon Lutkehus
- District V Julie Burke, Jeff Horrocks
- District VI Tracy Brown, Norm Kane, Randy Moser, Gini Porter

2A November 1-2, 2002
at Filer High School



Nampa Christian High School



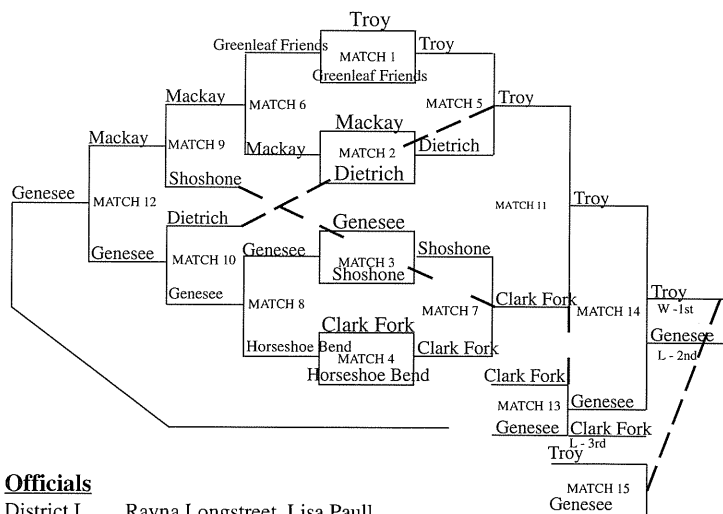
Officials

- District I Rayna Longstreet, Lisa Paull
- District II Sally Greene, Marty Lytle
- District III Ron Fortner, Michelle Peterson-Spell, Cindy Davenport
- District IV Holly Cook, Laurie Howard, Sharon Lutkehus
- District V Julie Burke, Jeff Horrocks
- District VI Tracy Brown, Norm Kane, Randy Moser, Gini Porter

1A October 31-November 2, 2002
at Declo High School



Troy High School



Officials

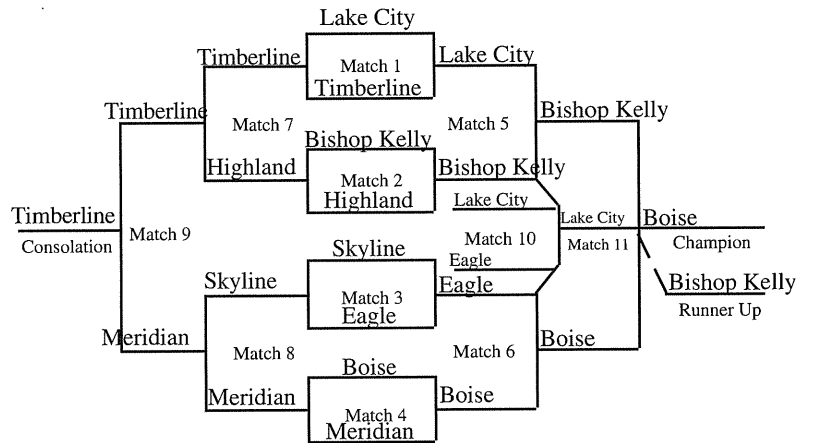
- District I Rayna Longstreet, Lisa Paull
- District II Sally Greene, Marty Lytle
- District III Ron Fortner, Michelle Peterson-Spell, Cindy Davenport, Patti Lungen, Marilyn Stiles
- District IV Holly Cook, Laurie Howard, Sharon Lutkehus, Karen Lezamiz, Velma Jean Mabey, Cherie McKay
- District V Julie Burke, Jeff Horrocks
- District VI Tracy Brown, Norm Kane, Randy Moser, Gini Porter

5a state soccer champions

October 31-November 2, 2002
 Lake City High School - Coeur d'Alene



Boise High School

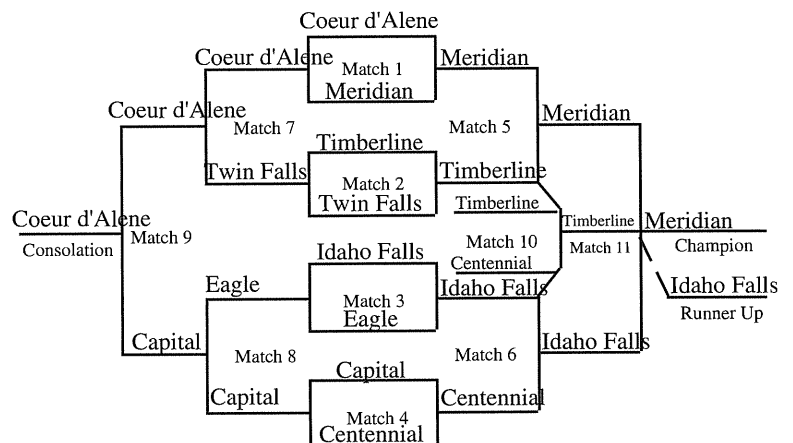


Officials


- District I Sakib Medic, Dave Palmer, Joanie Young, Jerry Long, David Day, Tim Ittner
- District II Mohamed Jabbes
- District III Frans Hoogland, Pete Valle, Jim Wolfe, Fred DiLorenzo, Rama Vadapalli, Ric O'Sullivan, Hank Brotzman, Alan Herzfeld, Christy Allen, Joe Chertudi, Sal Guerrero
- District IV Ken Edmonds, Peter Doble, John Jacobson
- District V John Knox, Randy Turpin
- District VI Jeff Brower, Randy Gardner, Paul Manning



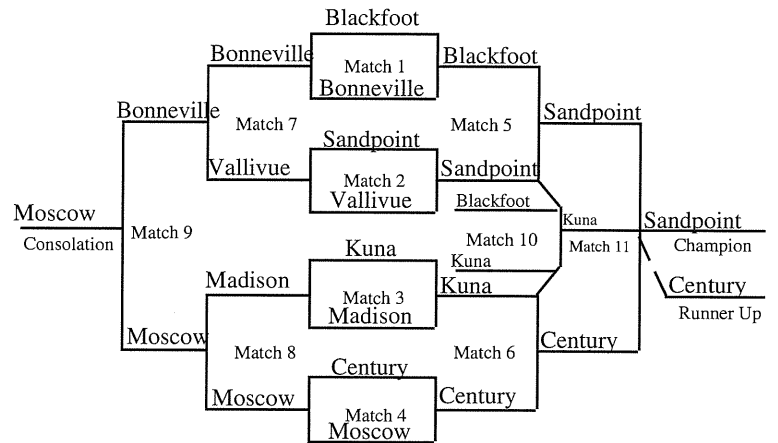
Meridian High School



October 31-November 2, 2002
Post Falls High School




Sandpoint High School

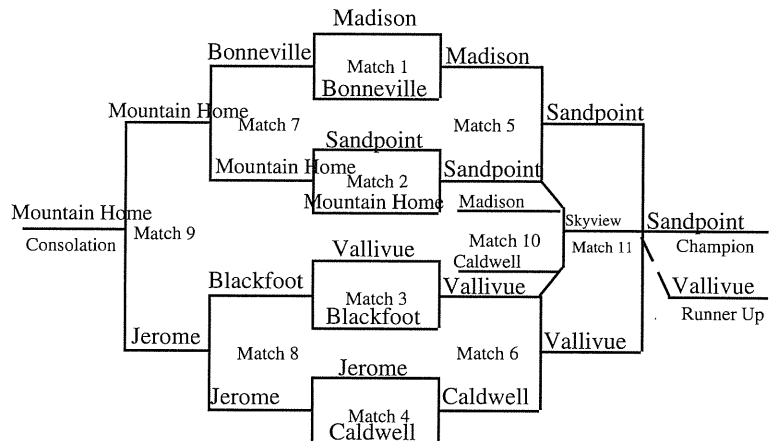


Officials

- District I Sakib Medic, Dave Palmer, Joanie Young, Jerry Long, David Day, Tim Ittner
- District II Mohamed Jabbes
- District III Frans Hoogland, Pete Valle, Jim Wolfe, Fred DiLorenzo, Rama Vadapalli, Ric O'Sullivan, Hank Brotzman, Alan Herzfeld, Christy Allen, Joe Chertudi, Sal Guerrero
- District IV Ken Edmonds, Peter Doble, John Jacobson
- District V John Knox, Randy Turpin
- District VI Jeff Brower, Randy Gardner, Paul Manning



Sandpoint High School

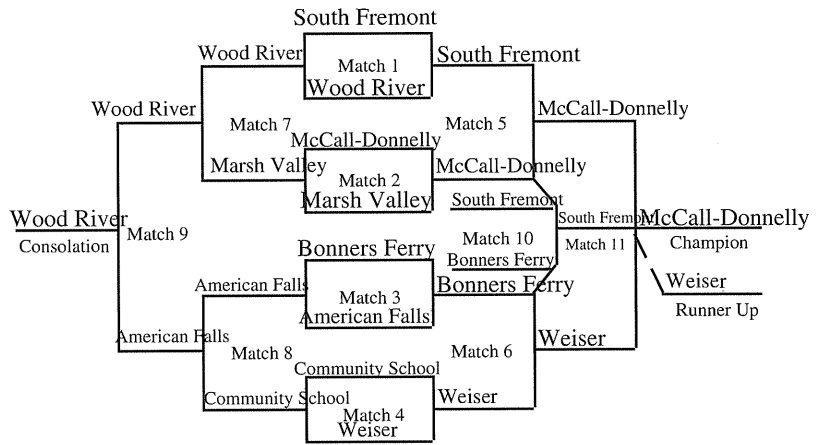


3a state soccer champions

October 31-November 2, 2002
 Highland High School - Pocatello



McCall-Donnelly High School

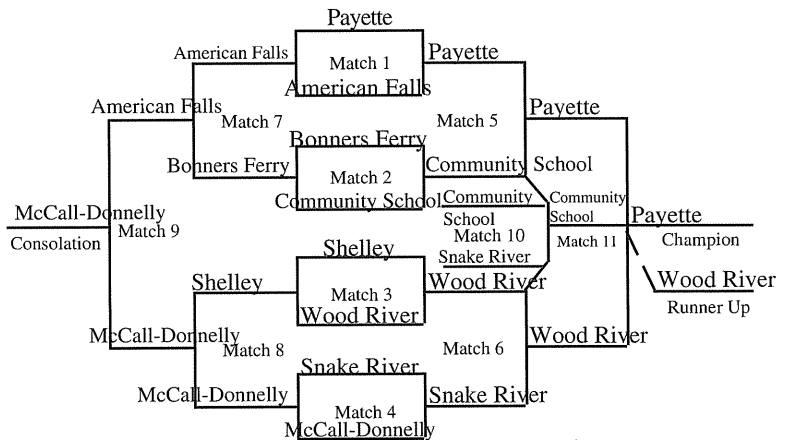


Officials


- District III Dave Keefer, Tom Dater
- District IV Jorge Alvarez, Marc Garcia
- District V John Knox, Randy Turpin, Dan Goettsche, Gary Sevall
- District VI Kirk Polatis, Dave Eaton, Bobbi Tracy



Payette High School



5A Milk Bowl — Kibbie Dome, Moscow
November 22, 2002



Highland High School

5A




Game 1 Lewiston vs. Idaho Falls
Nov. 16, 2002 — Lewiston H.S.
Officials: Doug Gochnour, Brian Farmer,
Corky Fazio, Monty Davis, Dan Davenport

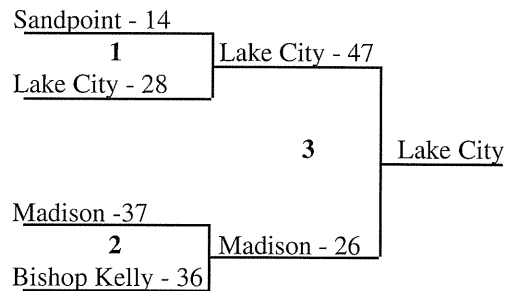
Game 2 Highland vs. Meridian
Nov. 15, 2002 — Holt Arena
Officials: Arne Jones, Terry Jones,
Gary Carlson, Doug Carlson, Greg Harding

Game 3 Lewiston vs. Highland
Nov. 22, 2002 — Kibbie Dome, Milk Bowl
Officials: Tom Brown, Jim White,
Dick Kochansky, Bob Burton, Luis Egusquiza

4A Milk Bowl — Kibbie Dome, Moscow
November 22, 2002



4A




Game 1 Sandpoint vs. Lake City
Nov. 15, 2002 — Lake City H.S.
Officials: Bill Clark, Terry Gorton,
Nate Hudson, Ken Maring, Bob Ruiz

Game 2 Madison vs. Bishop Kelly
Nov. 15, 2002 — Bishop Kelly H.S.
Officials: Jim Csencsits, Rich Grimes,
Scott Orr, LeRoy Chatman, Gary Bassett


Game 3 Lake City vs. Madison
Nov. 22, 2002 — Kibbie Dome, Milk Bowl
Officials: Monty Davis, Doug Gochnour,
Gary Allen, Corky Fazio, Terry Gorton

3a & 2a state football champions

3A Milk Bowl — Bronco Stadium, Boise November 22, 2002



Snake River High School



Game 1: Declo vs. Snake River

Nov. 9, 2002 — Holt Arena.
Officials: Chris Bitton, Marty Hurd,
Leon Clegg, Don Gardner, Russ Taylor

Game 2 Teton vs. Preston

Nov. 9, 2002 — Holt Arena
Officials: Rod Hughes, Mack Shirley,
Dan Owen, Clyde Nelson, Bob
Matthews

Game 3 Lakeland vs. Bonners Ferry

Nov. 9, 2002 — Lakeland HS
Officials: Ken Maring, Greg
Washington, Rob Robinson, Nate
Hudson, Bill Clark

Game 4 Weiser vs. Fruitland

Nov. 9, 2002 — Weiser HS
Officials: Steve Renberg, Jim Core,
Shannon Bryson, Brad Baird,
Wayne Auer

Game 5 Snake River vs. Teton

Nov. 16, 2002 — Holt Arena.
Officials: Arne Jones, Terry Jones,
Gary Carlson, Doug Carlson,
Greg Harding


Game 6 Lakeland vs. Weiser

Nov. 16, 2002 — Lakeland HS
Officials: Bob Burton Rick
Rasmussen, Steve Currie, Lon
Postulka, Jim White


Game 7 Snake River vs. Weiser

Nov. 22, 2002 — Bronco Stadium, Milk Bowl
Officials: Kenny Lively, Brent Larsen, Art
Watkins, Roland Wood, Arne Jones

2A Milk Bowl — Bronco Stadium, Boise November 22, 2002



Melba High School



Game 1 Kamiah vs. Grangeville

Nov. 9, 2002 — Kamiah HS
Officials: Mike Czmowski, Monty
Davis, Corky Fazio, Doug
Gochnour, Dennis Fuller

Game 2 Melba vs. Orofino

Nov. 9, 2002 — Melba HS
Officials: Frank Fullmer, Bill
McCarrell, Jim Hardenbrook,
Dallas Flisher, Kevin Leishman

Game 3 Firth vs. Grace

Nov. 8, 2002 — Holt Arena.
Officials: Ryan Wilson, Brian
Mecham, Marv Sorenson, Doug
Hymas, Chris Gardner

Game 4 Aberdeen vs. Glens Ferry

Nov. 8, 2002 — Holt Arena
Officials: Arne Jones, Terry Jones, Gary
Carlson, Shayne Proctor, Gerald Christensen

Game 5 Grangeville vs. Melba

Nov. 16, 2002 — Grangeville HS
Officials: Butch Croy, Mike Czmowski,
Don Judd, Kevin Acree, Richard
Baerlocher

Game 6 Firth vs. Glens Ferry


Nov. 16, 2002 — Holt Arena
Officials: Hugh Foster, Nate Chipman,
Bill Spokenburgh, Alan Gardner, Chris
Gardner

Game 7 Melba vs. Glens Ferry

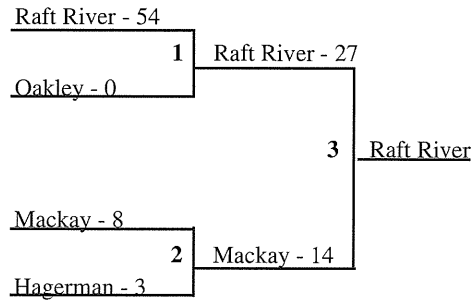
Nov. 22, 2002 — Bronco Stadium, Milk Bowl
Officials: Terry Jones, Gary Carlson, Doug
Carlson, Greg Harding, Chris Gardner

11-man & 8 man state football champions

1A 11-Man Milk Bowl — Holt Arena November 22, 2002



Raft River High School




Game 1 Raft River vs. Oakley
Nov. 15, 2002 — Raft River HS.
Officials: Gabe Ostin, Chris Bitton,
Curtiss Peterson, Larry Edgar, Sean
Standley


Game 2 Mackay vs. Hagerman
Nov. 15, 2002 — Mackay H.S.
Officials: Dan Andreason, Brent Martin, Cliff
Watkins, David Sire, Tad Pearson

Game 3 Raft River vs. Mackay
Nov. 22, 2002 — Holt Arena, Milk Bowl
Officials: Jack Jones, Scott Orr, Paul Schffeld,
Jim Csencsis, Rich Grimes

1A 8-Man Milk Bowl — Holt Arena November 22, 2002



Castleford High School



Game 1 Castleford vs. Rockland
Nov. 8, 2002 — Castleford HS
Officials: Lis Egusquiza, Gabe
Ostin, Eric Williams, Brad
Newbry

Game 2 Notus vs. Carey
Nov. 9, 2002 — Notus HS.
Officials: Larry Hogg, Ed Pierson,
Vince Leedy, Tom Dale

Game 3 Clark Fork vs. Council
Nov. 9, 2002 — Clark Fork HS
Officials: Wayne Koski, Larry Sappington,
Rick Rasmussen, Jim Hendrixson, Rick
Poulson

Game 4 Dary vs. Cascade
Nov. 9, 2002 — Deary HS
Officials: Tom Woods, Bobbie
Hicks, Andy McConkey, Gary
Dillman, Kevin Acree

Game 5 Castleford vs. Notus
Nov. 16, 2002 — Castleford HS
Officials: Steve Thomas, Shawn
Crowley, Brian Shields, Roland Wood

Game 6 Clark Fork vs. Cascade
Nov. 16, 2002 — Cascade HS
Officials: Bob Barowsky, Jerry
Helgeson, John Ferguson, Dan
Yraguen

Game 7 Castleford vs. Clark Fork
Nov. 22, 2002 — Holt Arena, Milk Bowl
Officials: Hugh Foster, Nate Chipman, Bill
Sponenburgh, Dan Davenport

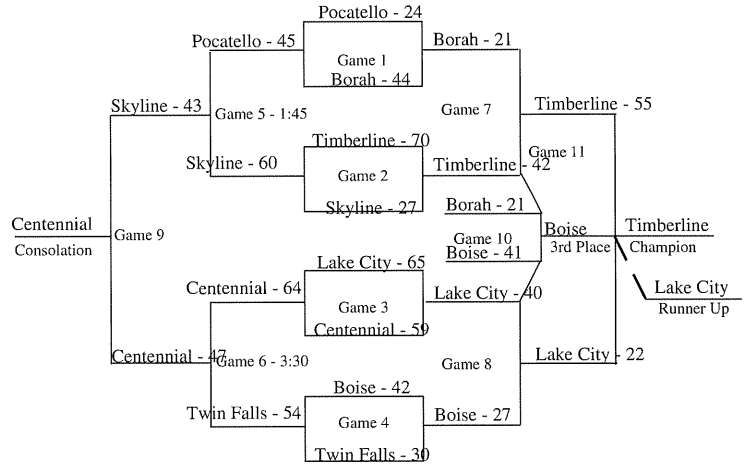
girls' state basketball champions

5A




Timberline High School

February 20-22, 2003
The Idaho Center, Nampa

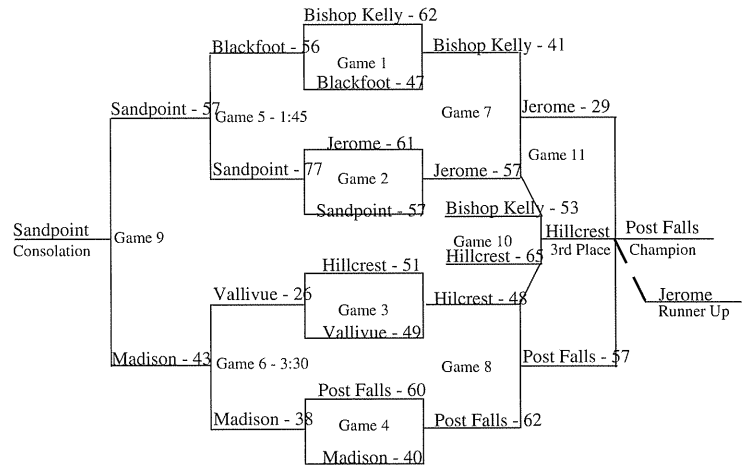


4A




Post Falls High School

February 20-22, 2003
Timberline High School, Boise

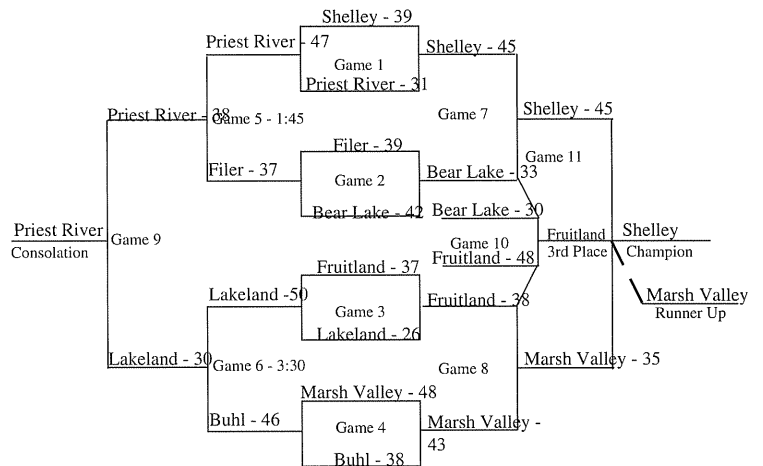


3A



Shelley High School

February 20-22, 2003
Kuna High School




Officials

- District I
- District II
- District III
- District IV
- District V
- District VI

- Dave Oakes, John Posnick, Steve Hudson, Mike Floch
- Shannon Wilson, Darren Malm, Warren Beckman, Corky Fazio
- Tim Gridley, Randy Powell, Mikell Dockter, Greg Wilcox
- Kody Ketterling, Kenny Lively, Dusty Twitchell, Vint Turner
- Greg Harding, Gerald Christensen, Lynn Van Every, Delvin Humble
- Dan Andreason, Brant Kerbs, Brad Hadley, Tad Pearson

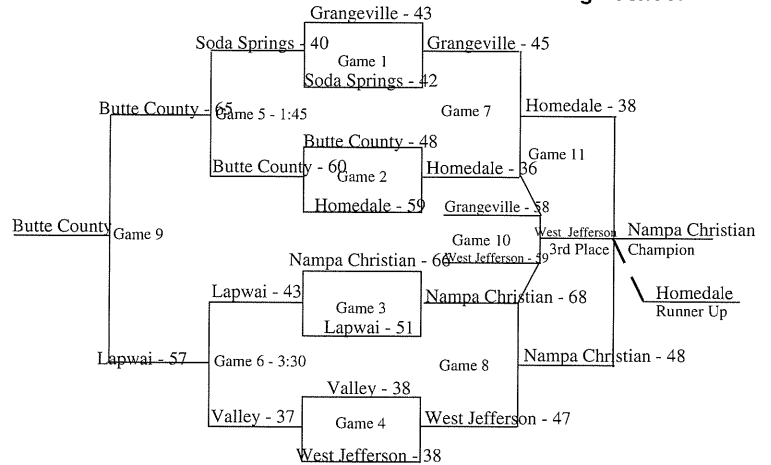
girls' state basketball champions

2A




Nampa Christian High School

**February 20-22, 2003
Middleton High School**

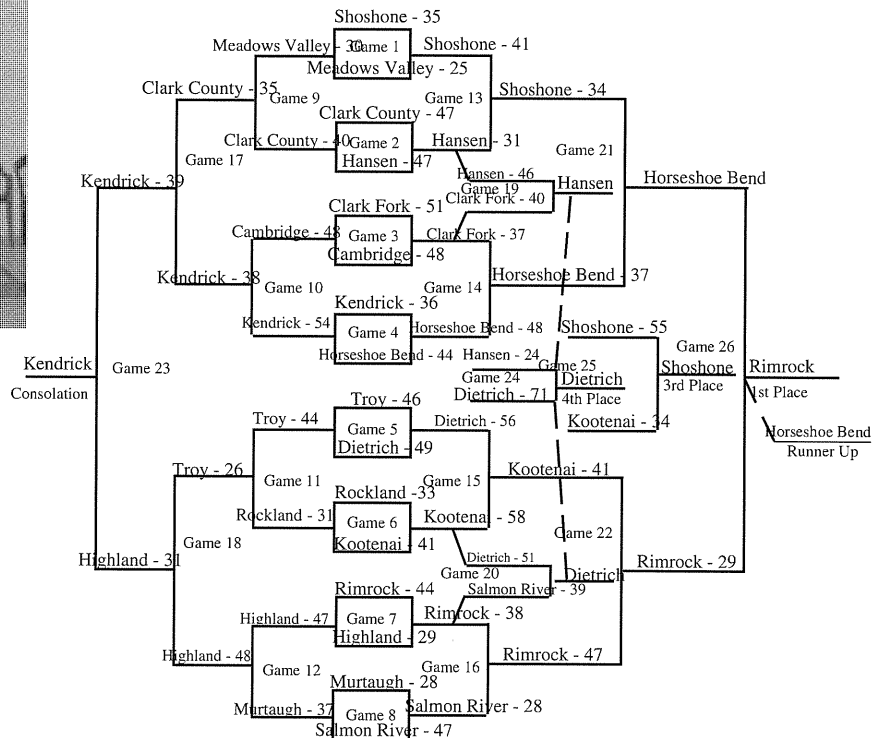


1A



Rimrock High School

**February 19-22, 2003
Nampa & Skyview High Schools**



Officials

- District I Dave Oakes, John Posnick, Steve Hudson, Mike Floch
- District II Shannon Wilson, Darren Malm, Warren Beckman, Corky Fazio
- District III Tim Gridley, Randy Powell, Mikell Dockter, Greg Wilcox
- District IV Kody Ketterling, Kenny Lively, Dusty Twitchell, Vint Turner
- District V Greg Harding, Gerald Christensen, Lynn Van Every, Delvin Humble
- District VI Dan Andreason, Brant Kerbs, Brad Hadley, Tad Pearson

5a state wrestling individual champions

Holt Arena, Pocatello

Team Champions

1.	Eagle	240.5
2.	Skyview	165.5
3.	Centennial	160.0
4.	Meridian	156.0

Officials


Merrill Owens	Ryan Wood	George Germer	Don Scoles
Rich Kriese	Gary Karno	Gregg Cheestrough	Rick Stimpson
Craig Maki	Kelly Kidd	Arne Jones	Travis Spahr
Mike Huges	Greg Scheer	Roger Hanson	Alan Gardner

February 28-March 1, 2003



103 LBS.

- | | |
|------------------------|------------|
| 1. Dustin Packard (10) | Eagle |
| 2. Gene Hammond (11) | Minico |
| 3. Burke McArthur (10) | Eagle |
| 4. Chavis Jackson (10) | Centennial |
| 5. Brandon Jones (10) | Timberline |
| 6. Kevin Killoy (9) | Minico |



112 LBS.

- | | |
|-------------------------|----------|
| 1. Vance Beeson (10) | Eagle |
| 2. Jonathan Stevens (9) | Eagle |
| 3. Eric Adams (12) | Minico |
| 4. Tyler Moore (10) | Skyview |
| 5. Dylan Whiting (9) | Skyview |
| 6. David Lanpher (11) | Lewiston |



119 LBS.

- | | |
|-----------------------|---------------|
| 1. Sean Conner (10) | Skyline |
| 2. Kevin Gee (12) | Eagle |
| 3. Davey Romero (11) | Pocatello |
| 4. Skyler Griffin (9) | Idaho Falls |
| 5. Kyle Dennis (10) | Nampa |
| 6. Danny Baker (11) | Coeur d'Alene |



125 LBS.

- | | |
|------------------------|------------|
| 1. Joe Smothermon (11) | Meridian |
| 2. Mike Beeson (11) | Eagle |
| 3. Ryan Pohlman (12) | Twin Falls |
| 4. Sam Reading (10) | Centennial |
| 5. Kyle Griffiths (11) | Highland |
| 6. Mike Plank (9) | Eagle |



130 LBS.

- | | |
|---------------------------|-----------|
| 1. Brock Landon (11) | Skyline |
| 2. Tim Mathson (10) | Nampa |
| 3. Clayton Cook (10) | Pocatello |
| 4. Ricky Irwin (10) | Nampa |
| 5. Skyler Pettingill (11) | Capital |
| 6. Lane Whiting (11) | Skyview |



135 LBS.

- | | |
|--------------------------|------------|
| 1. Troy Tincher (12) | Centennial |
| 2. Josh Anderson (12) | Highland |
| 3. Derek Mestrovich (9) | Skyview |
| 5. Robert Hernandez (12) | Boise |
| 5. Devin Gutierrez (11) | Timberline |
| 6. Pat Geren (12) | Lake City |



140 LBS.

- | | |
|---------------------------|-------------|
| 1. Luke Smith (10) | Idaho Falls |
| 2. Nick Thompson (12) | Centennial |
| 3. Mark Rico (12) | Minico |
| 4. Travis Stevens (12) | Skyview |
| 5. Carsten White (11) | Meridian |
| 6. Brandon Holzwarth (10) | Skyview |



145 LBS.

- | | |
|------------------------|------------|
| 1. Ryan Gomez (11) | Timberline |
| 2. Kyle Nelson (12) | Skyview |
| 3. Jacob Black (11) | Boise |
| 4. Aaron Williams (10) | Centennial |
| 5. Zach Fierro (11) | Eagle |
| 6. Eric Rayborn (12) | Capital |



152 LBS.

- | | |
|------------------------|------------|
| 1. Paul Ricks (12) | Skyline |
| 2. Tyler Freeland (12) | Capital |
| 3. Tyson Bird (11) | Centennial |
| 4. Joel Sherer (11) | Eagle |
| 5. Josh Wilding (12) | Pocatello |
| 6. Abe Valadez (11) | Skyview |



160 LBS.

- | | |
|------------------------|---------------|
| 1. Scott Spolar (12) | Capital |
| 2. Nate McClellan (12) | Minico |
| 3. Mike Weigle (12) | Meridian |
| 4. David Voloshen (12) | Timberline |
| 5. Ryan Allen (10) | Coeur d'Alene |
| 6. Brad Ballock (11) | Skyline |



171 LBS.

- | | |
|------------------------|-------------|
| 1. Joey Vail (12) | Minico |
| 2. Todd Sigler (12) | Meridian |
| 3. Nate Decker (12) | Boise |
| 4. Brady Pincock (11) | Idaho Falls |
| 5. Rob Everett (12) | Eagle |
| 6. David Thompson (11) | Capital |



189 LBS.

- | | |
|----------------------------|------------|
| 1. Joel Reinhardt (11) | Eagle |
| 2. Patch Allinger (12) | Lake City |
| 3. Matt Densley (12) | Centennial |
| 4. Dustin Scott (11) | Twin Falls |
| 5. Fernando Pedraza (10) | Nampa |
| 4. Leonard Von Berndt (12) | Twin Falls |



215 LBS.

- | | |
|-------------------------|----------|
| 1. Andy Patrick (12) | Meridian |
| 2. Isaiah Sharpe (12) | Skyview |
| 3. Scott Keleher (11) | Capital |
| 4. Russell Collins (12) | Eagle |
| 5. Chris Torres (12) | Skyline |
| 6. Neil Clark (12) | Minico |



275 LBS.

- | | |
|------------------------|------------|
| 1. Nick Smith (11) | Centennial |
| 2. Scott Holbrook (12) | Nampa |
| 3. Bandon Rupp (11) | Pocatello |
| 4. Tevita Vasi (12) | Skyview |
| 4. Mike Hagadone (12) | Meridian |
| 6. Kyle Peterson (12) | Eagle |

4a state wrestling individual champions

Holt Arena, Pocatello

February 28-March 1, 2003



103 LBS.

- | | |
|------------------------|---------------|
| 1. Preston Gentry (9) | Emmett |
| 2. Adam Winkler (11) | Kuna |
| 3. Bobby Cornford (10) | Mountain Home |
| 4. Paul Gentry (9) | Emmett |
| 5. Cody Daniels (12) | Hillcrest |
| 6. Alex Watson (9) | Sandpoint |



112 LBS.

- | | |
|------------------------|---------------|
| 1. Jose' Garcia (11) | Blackfoot |
| 2. David Wise (9) | Mountain Home |
| 3. Kyler Wallin (9) | Kuna |
| 4. Justin Gardner (10) | Bonneville |
| 5. Kyle Hickerson (10) | Mountain Home |
| 6. Matt Wilson (12) | Blackfoot |



119 LBS.

- | | |
|--------------------------|---------------|
| 1. Kip Watson (11) | Vallivue |
| 2. Quinn Walkington (11) | Sandpoint |
| 3. A.J. Hutchison (9) | Mountain Home |
| 4. Travis Temple (10) | Kuna |
| 5. Evan Kohoutek (12) | Post Falls |
| 6. Casey Potter (10) | Bonneville |



125 LBS.

- | | |
|------------------------|---------------|
| 1. Kevin Spangler (12) | Moscow |
| 2. Garrett Wells (11) | Mountain Home |
| 3. Justin Ziegler (12) | Sandpoint |
| 4. Bart Mortensen (10) | Hillcrest |
| 5. James Jackson (12) | Century |
| 6. Chay Hale (11) | Emmett |



130 LBS.


- | | |
|--------------------------|---------------|
| 1. Creed Knee (11) | Vallivue |
| 2. Jason Greenfield (11) | Mountain Home |
| 3. Ryan Coronado (12) | Hillcrest |
| 4. Bryce Olsen (12) | Moscow |
| 5. Jake Booth (12) | Post Falls |
| 6. Brad Chaney (11) | Century |

Team Champions

- | | |
|------------------|-------|
| 1. Sandpoint | 251.0 |
| 2. Blackfoot | 237.0 |
| 3. Mountain Home | 222.5 |
| 4. Vallivue | 161.0 |

Officials

Merrill Owens	Ryan Wood	George Germer	Don Scoles
Rich Kriete	Gary Kamo	Gregg Cheesbrough	Rick Stimpson
Craig Maki	Kelly Kidd	Arne Jones	Travis Spahr
Mike Hugues	Greg Scheer	Roger Hanson	Alan Gardner



135 LBS.

- | | |
|---------------------------|---------------|
| 1. Chad Jenings (12) | Post Falls |
| 2. Travis Vance (11) | Hillcrest |
| 3. Reggie Hyde (11) | Vallivue |
| 4. Jake Barnard (10) | Madison |
| 5. Brett Butterfield (10) | Kuna |
| 6. James Greenfield (9) | Mountain Home |




140 LBS.

- | | |
|--------------------------|---------------|
| 1. Johnny Nunez (12) | Mountain Home |
| 2. Nate Jensen (12) | Madison |
| 3. Randy Nelson (12) | Post Falls |
| 4. Daniel Perkins (12) | Vallivue |
| 5. Nathaniel Troupe (12) | Kuna |
| 6. Jacob Velasquez (12) | Century |



145 LBS.

- | | |
|---------------------------|---------------|
| 1. Cody Summers (12) | Madison |
| 2. Richard Cervantes (11) | Blackfoot |
| 3. Phil Durrant (12) | Kuna |
| 4. Raife Hulse (12) | Vallivue |
| 5. Ia Faio (12) | Mountain Home |
| 6. Travis Thompson (12) | Madison |



152 LBS.

- | | |
|------------------------|-----------|
| 1. Kyle Cheney (11) | Vallivue |
| 2. Mike Sare (11) | Madison |
| 3. Andrew Sweeney (12) | Moscow |
| 4. Jace Williams (11) | Blackfoot |
| 5. Alex Owen (10) | Blackfoot |
| 6. Josh Ratigan (12) | Sandpoint |



160 LBS.

- | | |
|--------------------------|---------------|
| 1. Luke Feist (11) | Sandpoint |
| 2. Gerardo Vega (12) | Burley |
| 3. Riley Yates (12) | Blackfoot |
| 4. Nathan Cook (12) | Century |
| 5. Jason Nida (12) | Mountain Home |
| 6. Joe Gastelecutto (12) | Vallivue |




171 LBS.

- | | |
|------------------------|--------------|
| 1. Jason Cates (12) | Sandpoint |
| 2. Tyson Taylor (12) | Blackfoot |
| 3. Eric Lichty (12) | Sandpoint |
| 4. Steven Marsala (11) | Kuna |
| 5. Hanner Hart (10) | Vallivue |
| 6. Andy Silsby (10) | Bishop Kelly |



189 LBS.

- | | |
|------------------------|--------------|
| 1. Dallin Carter (12) | Blackfoot |
| 2. Justin Watson (12) | Sandpoint |
| 3. Kyle Ogle (12) | Bishop Kelly |
| 4. Josh Houk (12) | Emmett |
| 5. Chance Leiseth (12) | Blackfoot |
| 6. Jim Beck (11) | Post Falls |



215 LBS.

- | | |
|-----------------------|---------------|
| 1. Jerad Rosholt (10) | Sandpoint |
| 2. Ben Knudson (12) | Mountain Home |
| 3. Cory Town (12) | Moscow |
| 4. Cole Jones (11) | Burley |
| 5. Josh Gordon (12) | Blackfoot |
| 6. Dan Roos (12) | Sandpoint |



275 LBS.

- | | |
|--------------------------|------------|
| 1. Wes Wisdom (11) | Blackfoot |
| 2. Brock Richardson (12) | Bonneville |
| 3. Eric Roberts (12) | Sandpoint |
| 4. Brian Taylor (12) | Sandpoint |
| 5. R.J. Moss (11) | Post Falls |
| 6. Jake Rodriguez (9) | Vallivue |

3a state wrestling individual champions

Holt Arena, Pocatello

February 28-March 1, 2003

Team Champions

1.	Sugar-Salem	229.5
2.	Snake River	158.5
3.	Weiser	128.0
4.	Marsh Valley	126.0

Officials

Merrill Owens	Ryan Wood	George Germer	Don Scoles
Rich Kriete	Gary Kamo	Gregg Cheeshrough	Rick Stimpson
Craig Maki	Kelly Kidd	Arne Jones	Travis Spahr
Mike Hugues	Greg Scheer	Roger Hanson	Alan Gardner




103 LBS.

- | | |
|-------------------------|--------------|
| 1. Josh Srait (9) | Marsh Valley |
| 2. Race Bowman (9) | Snake River |
| 3. JR Martinez (11) | Fruitland |
| 4. TJ Solomon (9) | Marsh Valley |
| 5. Brandon Palaniuk (9) | Lakeland |
| 6. Chase Harberd (9) | Weiser |



112 LBS.

- | | |
|---------------------|-------------|
| 1. Shawn Jones (9) | Snake River |
| 2. Sonny Silva (10) | Kimberly |
| 3. Louis Bean (11) | Sugar-Salem |
| 4. Perry Webb (10) | Weiser |
| 5. Sol Sackett (12) | St. Maries |
| 6. Joe Burbank (9) | Preston |




119 LBS.

- | | |
|----------------------|----------------|
| 1. Todd Turpin (12) | Snake River |
| 2. Logan Lusk (11) | American Falls |
| 3. Kyle Cook (12) | Teton |
| 4. Adam Harris (11) | Sugar-Salem |
| 5. Lance Mecham (10) | Bear Lake |
| 6. Matt Noble (11) | Weiser |



125 LBS.

- | | |
|-----------------------|---------------|
| 1. Talon Vickers (12) | Weiser |
| 2. Adam Hall (9) | Bonnors Ferry |
| 3. Josh Manes (10) | Timberlake |
| 4. Dave Alves (11) | Buhl |
| 5. Mike Vaughan (12) | Marsh Valley |
| 6. Moe Vibins (10) | Fruitland |



130 LBS.

- | | |
|-----------------------|----------------|
| 1. Devin Harris (12) | Bear Lake |
| 2. Colt Grimmett (10) | Snake River |
| 3. Kyle Curry (12) | American Falls |
| 4. Jerry Cobb (10) | Weiser |
| 5. Joe Dibben (12) | Middleton |
| 6. Kyle Gardner (12) | Kimberly |



135 LBS.

- | | |
|-------------------------|----------------|
| 1. Cody Plant (11) | Snake River |
| 2. Travis Stone (12) | Gooding |
| 3. JD Gould (12) | Buhl |
| 4. Taylor Tibbitts (11) | Salmon |
| 5. Caleb Harris (12) | American Falls |
| 6. Tim Johnson (11) | Bonnors Ferry |



140 LBS.

- | | |
|------------------------|---------------|
| 1. Jon Pluid (11) | Bonnors Ferry |
| 2. Corey Green (12) | Sugar-Salem |
| 3. Michael Eldred (11) | Fruitland |
| 4. RC Sisson (11) | Buhl |
| 5. Jed Crittenden (11) | South Fremont |
| 6. Tim Campbell (12) | Snake River |



145 LBS.

- | | |
|-----------------------|---------------|
| 1. Clint Leonard (12) | Lakeland |
| 2. Aaron Baird (12) | Marsh Valley |
| 3. Beau Godfrey (12) | Sugar-Salem |
| 4. Luke Stout (11) | Weiser |
| 5. Eric Bowen (11) | Middleton |
| 6. JD Hill (11) | South Fremont |



152 LBS.

- | | |
|------------------------|---------------|
| 1. Dallen Wilding (12) | Sugar-Salem |
| 2. Will Baggs (11) | Buhl |
| 3. Adam Balmforth (11) | Shelley |
| 4. Blake Higley (12) | Kimberly |
| 5. Danny Swift (11) | Bonnors Ferry |
| 6. Kamren Pratt (10) | Weiser |



160 LBS.

- | | |
|------------------------|----------------|
| 1. Andy Gerber (12) | Snake River |
| 2. Josh Spanton (11) | American Falls |
| 3. Kris Newberry | Kimberly |
| 4. Corbet Peebles (12) | Sugar-Salem |
| 5. Nick Kelly (12) | Payette |
| 6. Sam McCrite (11) | Lakeland |



171 LBS.

- | | |
|-----------------------|--------------|
| 1. Joey Silva (10) | Kimberly |
| 2. Nick Adams (12) | Shelley |
| 3. Cory Arnold (12) | Sugar-Salem |
| 4. Jared Durbin (12) | Timberlake |
| 5. David Weigman (12) | Marsh Valley |
| 6. Sam McCrite (11) | Weiser |




189 LBS.

- | | |
|----------------------|----------------|
| 1. Ryan Price (11) | Sugar-Salem |
| 2. Dave Johnson (11) | Shelley |
| 3. Drew Evans (9) | Sugar-Salem |
| 4. Dillon Curry (12) | American Falls |
| 5. Ben Talbot (12) | Kimberly |
| 6. Matt Noble (11) | Preston |



215 LBS.

- | | |
|---------------------------|---------------|
| 1. Casey Merrill (12) | Bear Lake |
| 2. Ean Myers (12) | Priest River |
| 3. Aaron Hall (12) | Bonnors Ferry |
| 4. Kevin Lindley (12) | Sugar-Salem |
| 5. Josh Alfrey (12) | Kellogg |
| 6. Trinadv Osterhout (10) | Declo |



275 LBS.

- | | |
|-------------------------|---------------|
| 1. Russell Wiersma (12) | Buhl |
| 2. Matt Kent (12) | Sugar-Salem |
| 3. TJ Mangelson (12) | Marsh Valley |
| 4. Mike Tevizio (11) | South Fremont |
| 5. Brandon Goins (12) | Priest River |
| 6. David Howard (10) | Timberlake |

2a state wrestling individual champions

Holt Arena, Pocatello

February 28-March 1, 2003

Team Champions

1. Challis	326.0
2. North Fremont	139.0
3. Orofino	121.5
4. Homedale	117.5

Officials

Merrill Owens	Ric Houser	George Germer	Dallas Jones
Gregg Cheesebrough	Rich Kriete	Gary Kamo	Kelly Kidd
Dan Neef	Rick Stimpson	Arne Jones	Travis Spahr
Mike Hugues	Greg Scheer	Alan Gardner	Roger Hanson



103 LBS.

- | | |
|-----------------------|----------|
| 1. Jeremy Ensley (9) | Homedale |
| 2. Lex Firth (11) | Malad |
| 3. Clint Verbeck (10) | Challis |
| 4. Jason Sperber (9) | Orofino |
| 5. Trevor Price (10) | Malad |
| 6. Jake Walker (10) | Firth |



112 LBS.

- | | |
|------------------------|---------------|
| 1. Rhett Hurren (12) | West Side |
| 2. Tyler Jones (9) | North Fremont |
| 3. James Butler (12) | Firth |
| 4. Edgar Flores (11) | Parma |
| 5. David Claypool (10) | New Plymouth |
| 6. Brandon Stark (11) | Grangeville |



119 LBS.

- | | |
|-----------------------------|---------------|
| 1. Jimmy Butts (10) | Challis |
| 2. Kris Kremin (12) | Firth |
| 3. Mark Farmer (12) | Prairie |
| 4. Lowell Bishop (11) | North Fremont |
| 5. Tyler Christofferson (9) | Homedale |
| 6. Casey Dill (11) | New Plymouth |



125 LBS.

- | | |
|-------------------------|---------------|
| 1. Rusty Darrah (12) | Challis |
| 2. Jared Leuzinger (9) | Challis |
| 3. Jeremy Perkins (12) | Homedale |
| 4. Justin Spaletta (12) | Firth |
| 5. Jack Arnold (10) | North Fremont |
| 6. Aaron Brogdon (12) | Parma |



130 LBS.

- | | |
|------------------------|----------------|
| 1. Phillip Leck (11) | North Fremont |
| 2. Drew Latimer (10) | Challis |
| 3. Anthony Waite (12) | McCal-Donnelly |
| 4. Blake Buehler (12) | Malad |
| 5. Mark Mashburn (11) | Homedale |
| 6. Richie Turcott (11) | Orofino |



135 LBS.

- | | |
|-----------------------|----------------|
| 1. Tad Berry (12) | Challis |
| 2. Chazz Johnson (11) | Kamiah |
| 3. Jess Painter (10) | New Plymouth |
| 4. Kolton Hansen (10) | West Jefferson |
| 5. Chance Cannon (11) | North Fremont |
| 6. Jerum Beames (12) | Valley |



140 LBS.

- | | |
|------------------------|---------------|
| 1. Jordan Johns (12) | Aberdeen |
| 2. Dillon Brower (12) | Challis |
| 3. Josh Clark (9) | North Fremont |
| 4. Chet Johnson (11) | New Plymouth |
| 5. Daniel Childers (9) | Kamiah |
| 6. John Chapman (11) | New Plymouth |




145 LBS.

- | | |
|------------------------|----------------|
| 1. Andrew Cutler (10) | Challis |
| 2. Dan Erikson (10) | McCal-Donnelly |
| 3. Dusty Skidmore (12) | Malad |
| 4. Jeremiah Bunch (11) | Kamiah |
| 5. Gabe Smith (12) | West Jefferson |
| 6. Justin Keppner (12) | Challis |



152 LBS.

- | | |
|--------------------------|---------------|
| 1. Chance Whitworth (12) | Challis |
| 2. Nathan Dizes (12) | Challis |
| 3. Mac Erickson (12) | Raft River |
| 4. Brett Beckland (10) | Grace |
| 5. Kaleb Jones (12) | Garden Valley |
| 6. Stephen Hulbert (10) | Parma |



160 LBS.

- | | |
|-------------------------|----------------|
| 1. Sklyer Johns (11) | Aberdeen |
| 2. Jeff Morgan (11) | Melba |
| 3. Will Wakley (11) | Malad |
| 4. Cody Hollibaugh (11) | Orofino |
| 5. Matt Bitter (12) | West Jefferson |
| 6. Alex Matson (11) | Prairie |



171 LBS.

- | | |
|-------------------------|-----------------|
| 1. Nathan Barzee (11) | West Jefferson |
| 2. Mike Foster (12) | Challis |
| 3. Tyrel Clark (11) | North Fremont |
| 4. Pablo Rodriguez (12) | Parma |
| 5. Maverick Mitton (12) | Oakley |
| 6. Caleb Brown (11) | McCall-Donnelly |



189 LBS.

- | | |
|-------------------------|--------------|
| 1. Brian Fritchman (12) | Orofino |
| 2. KC Hurlless (12) | Challis |
| 3. Kirk Larsen (11) | Clark County |
| 4. Will Yoder (12) | Wendell |
| 5. Brock Nelson (12) | Oakley |
| 6. Steve Aiken (12) | Grangeville |



215 LBS.

- | | |
|-------------------------|--------------|
| 1. Richard Flowers (12) | Parma |
| 2. Zach Conley (12) | Aberdeen |
| 3. John Huston (11) | Orofino |
| 4. Brice Nelson (12) | Oakley |
| 5. Pedro Hernandez (10) | Homedale |
| 6. Daniel Betten (12) | Clark County |



275 LBS.

- | | |
|------------------------|--------------|
| 1. TJ Corrigan (12) | Challis |
| 2. Tyrell Thomas (12) | Raft River |
| 3. Brian Wanstrom (11) | Butte County |
| 4. Sean Garland (11) | Orofino |
| 5. Chris Holsclaw (11) | Parma |
| 6. Blake Vadnais (12) | Ririe |

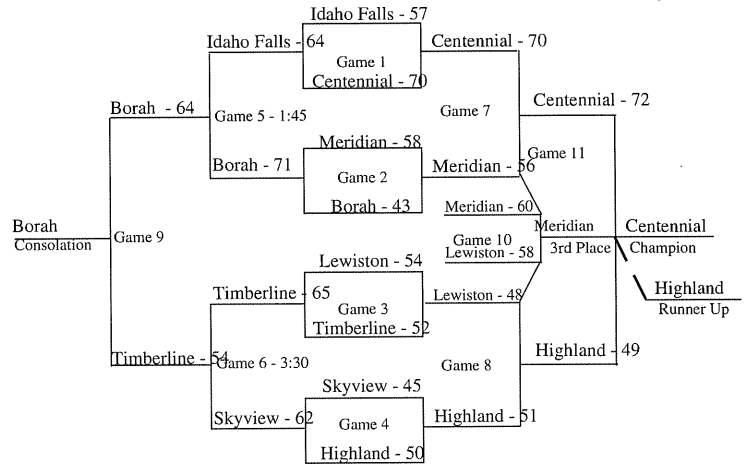
boys' state basketball champions

5A




Centennial High School

March 6-8, 2003
The Idaho Center, Nampa



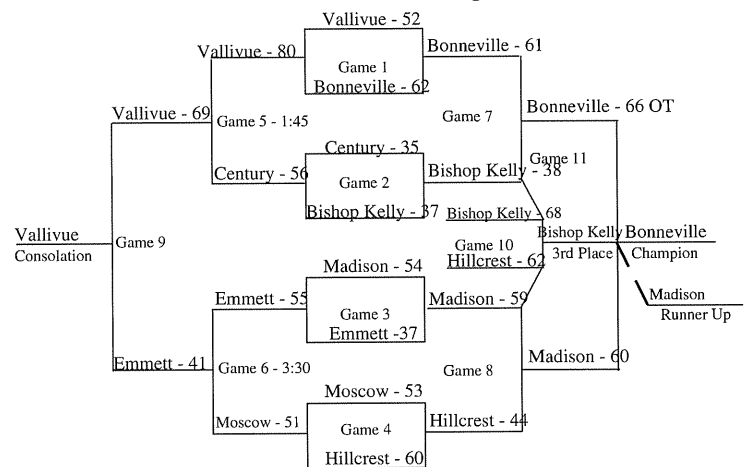
4A



Bonneville High School

March 6-8, 2003

Alberston College of Idaho, Caldwell



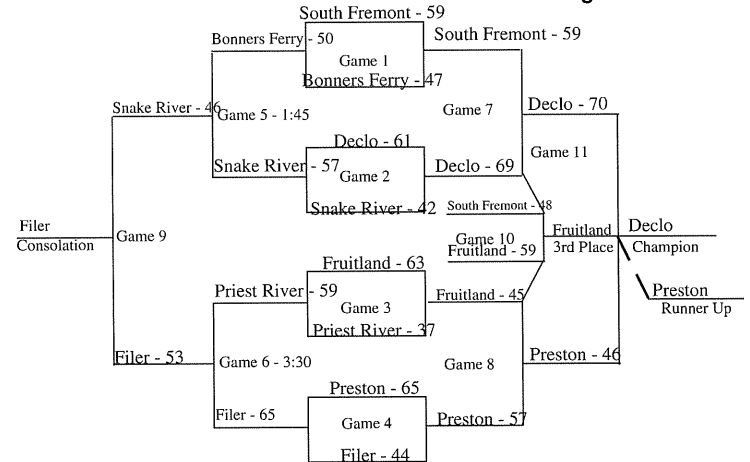
3A



Declo High School

March 6-8, 2003

Meridian High School




Officials

District I
District II
District III
District IV
District V
District VI

Bill Bopp, Paul Manzardo, Gary Drechsel, Jason Mercer
Darren Malm, Corky Fazio, Warren Beckman, Shannon Wilson,
Matt Strong, Perry Kerfoot, Rich Gaona, Ron Ford
Jeff Hall, Gary Krumm, Allan Howa, Mike Munsee
Greg Harding, Doug Carlson, Gary Carlson, Brian Blad
Hugh Foster, Dan Andreason, Kent marboe, Doug Hymas


boys' state basketball champions

2A




Grace High School

March 6-8, 2003
Capital High School

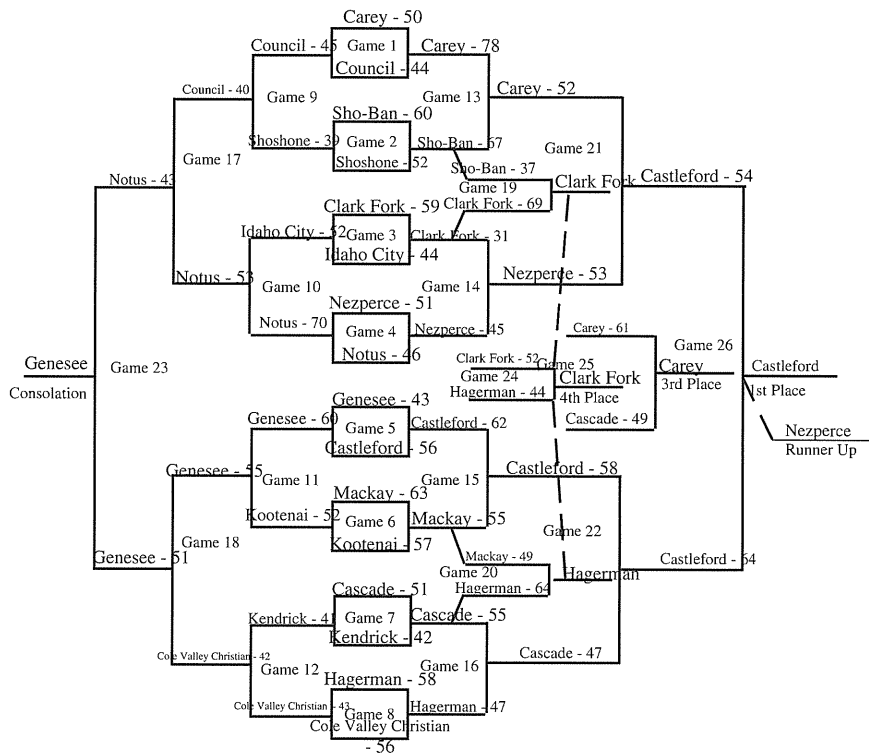


1A



Castleford High School

March 5-8, 2003
Caldwell & Vallivue High Schools



Officials

- District I
- District II
- District III
- District IV
- District V
- District VI

Bill Bopp, Paul Manzardo, Gary Drechsel, Jason Mercer
 Darren Malm, Corky Fazio, Warren Beckman, Shannon Wilson,
 Matt Strong, Perry Kerfoot, Rich Gaona, Ron Ford
 Jeff Hall, Gary Krumm, Allan Howa, Mike Munsee
 Greg Harding, Doug Carlson, Gary Carlson, Brian Blad
 Hugh Foster, Dan Andreason, Kent marboe, Doug Hymas

state track & field team scores

Rich Condie, Starter
 Jerry Diehl, Starter
 Rick Johnson, Starter
 Randy Powell, Starter
 Charles Steinbroner, Starter

May 22-24, 2003
 Boise State University

Bruce Sweeney, Starter
 Larry Verdal, Starter
 Jerry Kleinkopf, Referee
 Bob Ranells, Referee

Team Results

5A Girls		
1	Lake City	79.50
2	Skyline	67
3	Twin Falls	66
4	Eagle	56.50
5	Borah	56
6	Meridian	46.50
7	Centennial	45.50
8	Timberline	42
8	Boise	42
10	Nampa	39
11	Minico	38
12	Pocatello	33
13	Capital	23
14	Skyview	22
15	Highland	17.50
16	Lewiston	13
17	Idaho Falls	8.50
18	Coeur d'Alene	6

5A Boys		
1	Eagle	83
2	Highland	77
3	Twin Falls	75
4	Meridian	73
5	Centennial	69
6	Borah	52
7	Lewiston	40
8	Nampa	38
9	Idaho Falls	35.50
10	Capital	35
11	Skyline	34
12	Skyview	27.50
13	Timberline	24
14	Boise	23
15	Coeur d'Alene	7
16	Pocatello	3
17	Lake City	2

4A Girls		
1	Century	87
2	Bishop Kelly	83
3	Madison	69.50
4	Jerome	66
5	Sandpoint	63
6	Vallivue	58.50
7	Moscow	44
8	Blackfoot	43.50
9	Burley	43
10	Emmett	40
11	Kuna	31
12	Rigby	26
13	Hillcrest	21.50
14	Post Falls	11
15	Bonneville	10
16	Caldwell	5

4A Boys		
1	Sandpoint	98
2	Kuna	72
3	Vallivue	63
3	Emmett	63
5	Century	58
6	Bishop Kelly	52
7	Madison	50

8	Burley	49
9	Bonneville	40
10	Hillcrest	38
11	Mountain Home	29
12	Rigby	21
13	Jerome	19
14	Post Falls	18
15	Caldwell	16
16	Moscow	8
17	Blackfoot	7

3A Girls		
1	Snake River	102
2	Middleton	63
3	Filer	54
3	Bonnors Ferry	54
5	Salmon	44.50
6	Lakeland	43.50
7	Gooding	43
8	Bear Lake	36
9	Fruitland	34
10	South Fremont	27
10	Sugar-Salem	27
12	Preston	24
13	Declo	23
14	St. Maries	21
15	Kellogg	20
16	Shelley	17
16	Timberlake	17
18	Buhl	14
18	Weiser	14
20	Priest River	5
21	Marsh Valley	4
21	Payette	4
21	Wood River	4
24	American Falls	3
25	Teton	2
26	Kimberly	1

3A Boys		
1	Salmon	80
2	Middleton	62
3	Filer	54
4	Snake River	45
5	Payette	43
6	South Fremont	37
7	Kimberly	36
8	Declo	34
9	Preston	33
10	Sugar-Salem	32
11	Priest River	30
12	Bonnors Ferry	27
13	Weiser	26
13	Timberlake	26
13	Wood River	26
16	Lakeland	25
17	Gooding	24
18	Kellogg	20
19	Shelley	13
20	Fruitland	9
21	Bear Lake	8
22	Marsh Valley	5
23	Buhl	4
24	Teton	3

2A Girls		
1	Firth	110
2	Nampa Christian	85
3	Homedale	57
4	Grangeville	46
5	Wendell	45
6	Malad	39
7	Butte County	36
8	Soda Springs	35
9	Orofino	26
9	West Jefferson	26
11	West Side	23
12	Challis	22.50
13	New Plymouth	22
14	Wallace	21
15	Marsing	20
16	Ririe	16.50
17	Glenns Ferry	14
18	Valley	11.50
19	Aberdeen	10
20	Melba	8
21	Grace	7
22	Parma	6
22	McCall-Donnelly	6
24	Clearwater Valley	3
24	Prairie	3
26	North Fremont	2
27	Kamiah	.50

2A Boys		
1	Firth	76
2	Grangeville	74.50
3	Kamiah	70
4	Orofino	56
4	McCall-Donnelly	56
6	Nampa Christian	54
7	Parma	50
8	Soda Springs	35
9	Aberdeen	32
10	Butte County	30
11	West Side	27
12	Melba	20.50
13	Wendell	19
13	Prairie	19
15	Ririe	16
16	Homedale	15
17	Grace	11
17	New Plymouth	11
17	Malad	11
20	Challis	8
21	Valley	6
22	West Jefferson	3
23	Marsing	2

1A Girls		
1	Kootenai	82
2	Murtaugh	52
3	Timberline	49
4	Raft River	45.50
5	Carey	40
6	Council	38
7	Cambridge	35
8	Oakley	34
9	Horseshoe Bend	27
10	Cole Valley Christian	26
10	Shoshone	26

12	Greenleaf Friends	22
12	Salmon River	22
14	Clark County	20
15	Troy	18
16	Mackay	17
17	Deary	16.50
18	Kendrick	15
19	Mullan	13
20	Hagerman	12
20	Castleford	12
22	Meadows Valley	11
23	Hansen	9
23	Rimrock	9
23	Idaho City	9
23	Camas County	9
27	Clark Fork	8
28	Cascade	6
29	Richfield	5
30	Dietrich	4
31	Genesee	3
32	Rockland	2
32	Highland-C	2


1A Boys		
1	Hansen	65
2	Carey	46
3	Raft River	45.50
4	Murtaugh	45
5	Council	44
6	Rockland	39
6	Cole Valley Christian	39
8	Mackay	36
9	Deary	34
10	Kendrick	28
11	Nezperce	27.50
12	Kootenai	23
13	Cambridge	21.50
14	Meadows Valley	19
14	Cascade	19
14	Highland-C	19
17	Camas County	17
18	Troy	16.50
19	Hagerman	16
20	Castleford	14
20	Oakley	14
20	Dietrich	14
23	Timberline	13
24	Horseshoe Bend	8
25	Greenleaf Friends	7
26	Genesee	5
26	Clark County	5
28	ISDB	4
28	Garden Valley	4
28	Mullan	4
31	Salmon River	3
31	North Gem	3
31	Idaho City	3
34	Clark Fork	1

5A Girls' Winners



High Jump

1	Megan Perner	10	Centennial	5-04.00
2	Capree Bell	11	Centennial	5-02.00
3	Molly Tabke	11	Highland	5-02.00
3	Brianne Duncan	11	Lake City	5-02.00
5	Ashton Hansen	10	Idaho Falls	5-00.00
5	Erica Croy	11	Meridian	5-00.00
7	Anna Anderson	11	Lewiston	5-00.00
8	Crystal Alexander	12	Pocatello	5-00.00




100 Meter Hurdles

1	Monica Jensen	12	Minico	14.81
2	Capree Bell	11	Centennial	15.05
3	Megan Perner	10	Centennial	15.22
4	Kristie Tanner	11	Eagle	15.53
5	Crystal Alexander	12	Pocatello	15.86
6	Caitlin Barnett	12	Skyview	15.99
7	Sonja Miles	11	Lewiston	16.12
8	Chelsea Irons	10	Twin Falls	17.24



Pole Vault

1	Julene Bailey	12	Skyview	11-06.00
2	Annelise Bertleson	9	Boise	11-00.00
3	Megan Perner	10	Centennial	11-00.00
4	Alina Schimpf	11	Boise	11-00.00
5	Katrina McCoy	11	Coeur d'Alene	9-06.00
6	Ashley Rosenbaum	10	Nampa	9-06.00
7	Natalie Hammons	11	Lake City	9-00.00
8	Dawnett Wardlow	10	Pocatello	9-00.00




300 Meter Hurdles

1	McKenzie Walton	10	Skyline	43.92
2	Monica Jensen	12	Minico	45.17
3	Megan Radel	11	Boise	46.10
4	Brenda Finney	10	Lake City	46.43
5	Capree Bell	11	Centennial	47.26
6	Kristie Tanner	11	Eagle	47.78
7	Kimberly Stevens	12	Eagle	48.57
8	Lorelei Von Tagen	11	Boise	49.23



Long Jump

1	Brittany Ward	9	Twin Falls	17-03.25
2	Trista Pottenger	11	Borah	17-03.00
3	Brianne Duncan	11	Lake City	16-09.75
3	Katie Eamon	10	Eagle	16-09.75
5	Monica Jensen	12	Minico	16-09.50
6	Megan Perner	10	Centennial	16-07.50
7	Lynsey Scherbinske	12	Twin Falls	16-02.00
8	Kristi Holti	9	Lake City	16-01.00



100 Meter Dash

1	Missy Bentley	11	Meridian	12.28
2	Jessica Borchers	12	Borah	12.34
3	Laura Evans	12	Skyline	12.49
4	Orla Walsh	11	Twin Falls	12.70
5	Christina McCracken	11	Timberline	12.71
6	Nichole Schutte	11	Nampa	12.80
7	McKenzie Walton	10	Skyline	12.88
8	Jenny Mick	12	Lake City	12.95



Triple Jump

1	Monica Jensen	12	Minico	37-05.75
2	Lindy Walker	12	Timberline	36-03.00
3	Kabree Dayton	11	Minico	35-09.00
4	Katie Eamon	10	Eagle	35-05.25
5	Chelsea Irons	10	Twin Falls	35-04.00
6	Trista Pottenger	11	Borah	34-10.50
7	Nikki Sever	10	Meridian	34-05.50
8	Amanda Vink	10	Nampa	33-05.00



200 Meter Dash

1	Missy Bentley	11	Meridian	25.09
2	Jessica Borchers	12	Borah	25.21
3	Laura Evans	12	Skyline	25.25
4	Orla Walsh	11	Twin Falls	26.01
5	Christina McCracken	11	Timberline	26.09
6	Meagan Garcia	11	Lake City	26.17
7	Brittany Ward	9	Twin Falls	26.18
8	Nichole Schutte	11	Nampa	26.43




Discus Throw

1	Krystal McCree	12	Timberline	119-08
2	Jessie Nash	12	Lewiston	116-01
3	Torrie Reher	12	Capital	109-11
4	Mallory Hurst	11	Eagle	101-09
5	Juanne Buscher	12	Borah	100-02
6	Leah Thompson	11	Capital	98-09
7	Katie Woodard	9	Coeur d'Alene	97-01
8	Amy Blackstun	9	Nampa	95-09



400 Meter Dash

1	Laura Evans	12	Skyline	58.49
2	Christina McCracken	11	Timberline	59.03
3	Jenny Downey	12	Pocatello	59.28
4	Mackenzie Gallagher	12	Eagle	59.80
5	Brittany Ward	9	Twin Falls	59.94
6	Sasha Tucker	9	Lake City	1:00.01
7	Jill Miller	11	Twin Falls	1:01.34
8	Mandy Janowitz	11	Nampa	1:02.10



Shot Put

1	Sharron Contreras	11	Highland	38-01.00
2	Heather Holston	12	Twin Falls	38-00.00
3	Torrie Reher	12	Capital	37-05.00
4	Drue Dlouhy	11	Skyline	36-08.00
5	Amy Blackstun	9	Nampa	35-03.00
6	Sheenah Bryant	11	Borah	35-01.00
1	Mindi Helmandollar	11	Eagle	34-06.50
2	Lindsay Beck	11	Lewiston	33-09.00




800 Meter Run

1	Jenny Downey	12	Pocatello	2:18.36
2	Mackenzie Gallagher	12	Eagle	2:18.97
3	Leanne Spinazola	11	Capital	2:21.76
4	Dana Morgan	9	Boise	2:21.80
5	Breanna Sande	10	Lake City	2:24.32
6	Katie Williams	10	Centennial	2:24.75
7	Annelise Driflot	10	Eagle	2:26.28
8	Cecilia Adeng	10	Borah	2:26.63

state track & field individual champions

5A Girls' Winners, continued




1600 Meter Run

1	Breanna Sande	10	Lake City	5:19.27
2	Rilee Buttars	10	Skyline	5:20.16
3	Maddie Coffman	10	Boise	5:26.24
4	Signe Spencer	9	Meridian	5:27.51
5	Marcella Bosch	10	Borah	5:31.61
6	Kerynn Davis	9	Meridian	5:33.32
7	Georgia Burke	9	lake city	5:35.28
8	Niki Barfuss	12	Meridian	5:39.38



4x200 Meter Relay

1	Lake City	1:43.58
2	Nampa	1:44.94
3	Twin Falls	1:46.45
4	Boise	1:48.06
5	Borah	1:48.36
6	Skyview	1:48.94
7	Eagle	1:49.00
8	Highland	1:50.00




3200 Meter Run

1	Rilee Buttars	10	Skyline	11:39.51
2	Breanna Sande	10	Lake City	11:49.37
3	Maddie Coffman	10	Boise	11:50.14
4	Sheila Moss	12	Idaho Falls	11:58.54
5	Marcella Bosch	10	Borah	12:07.40
6	Ariel Hopewell	11	Eagle	12:09.95
7	Signe Spencer	9	Meridian	12:17.74
8	Kelsie Van Komen	9	Nampa	12:21.53



4x400 Meter Relay

1	Nampa	4:00.83
2	Skyline	4:01.61
3	Pocatello	4:02.10
4	Eagle	4:03.05
5	Borah	4:04.13
6	Twin Falls	4:05.74
7	Skyview	4:06.30
8	Lake City	4:06.59



4x100 Meter Relay

1	Lake City	49.12
2	Timberline	49.73
3	Twin Falls	50.19
4	Borah	50.22
5	Skyview	50.35
6	Nampa	50.96
7	Skyline	51.77
—	Meridian	DNF



800 Sprint Medley

1	Meridian	1:49.14
2	Twin Falls	1:49.53
3	Lake City	1:50.15
4	Pocatello	1:50.87
5	Eagle	1:51.74
6	Nampa	1:51.79
7	Capital	1:54.72
8	Highland	1:56.34

5A Boys' Winners




High Jump

1	Donovan Kilmartin	12	Eagle	6-06.00
2	Jeff Forth	12	Lewiston	6-04.00
3	Robbie Haynie	12	Skyview	J6-04.00
4	Scott Conners	12	Centennial	6-02.00
5	Donny Jones	11	Timberline	6-00.00
5	Chris Fouser	12	Timberline	6-0-00
7	Jordan Hillam	11	Idaho Falls	6-00.00
7	Zach Beech	11	Skyview	6-00.00



Triple Jump

1	David Murgoitio	12	Eagle	45-10.25
2	Scott Conners	12	Centennial	45-02.50
3	Robbie Haynie	12	Skyview	44-03.50
4	Jerret Layton	10	Borah	43-04.50
1	Jeff Forth	12	Lewiston	43-00.25
2	Robert Rebich	11	Capital	42-09.00
5	Phillip Bettis	11	Nampa	42-11.50
6	Jaxon Higgs	12	Skyline	41-09.75



Pole Vault

1	Donovan Kilmartin	12	Eagle	*16-06.00
2	Preston Lewis	11	Eagle	14-06.00
3	Ben O'Neil	12	Centennial	14-00.00
4	Matt White	12	Boise	13-06.00
4	Phillip Bettis	11	Nampa	13-06.00
4	Brandon Sweat	11	Boise	13-06.00
7	DJ Rengent	10	Centennial	13-00.00
7	Jim Looney	12	Capital	13-00.00



Discus Throw

1	Jed Sion	11	Highland	163-05
2	Logan Harding	12	Highland	156-00
3	John Van Hoogen	11	Borah	152-10
4	Jorrell Bostrom	12	Nampa	143-03
1	Kyler Eamon	11	Eagle	141-05
5	Kent Owings	12	Centennial	138-01
6	James Tracy	11	Twin Falls	135-07
7	Jacob Bower	11	Meridian	134-00



Long Jump

1	Donovan Kilmartin	12	Eagle	23-01.00
2	Kimball Burton	12	Idaho Falls	22-03.00
3	Scott Conners	12	Centennial	21-07.25
4	Robbie Haynie	12	Skyview	21-05.00
5	Jerret Layton	10	Borah	21-01.25
6	AJ Snyder	11	Meridian	20-09.50
7	Jaxon Higgs	12	Skyline	20-06.00
8	Phillip Bettis	11	Nampa	20-00.00




Shot Put

1	Logan Harding	12	Highland	52-00.00
2	Scott Holbrook	12	Nampa	50-01.25
3	Mitch Rudder	12	Skyview	49-11.00
4	Brent Russum	11	Lewiston	49-10.50
5	Jed Sion	11	Highland	49-07.25
6	Taylor Lopour	11	Capital	48-00.75
7	Jason Grizwald	12	Centennial	47-07.00
8	James Rogan	10	Eagle	46-10.25


* New 5A & Overall Record

5A Boys' Winners, continued




110 Meter Hurdles

1	Donovan Kilmartin	12	Eagle	14.34
2	Taylor Wight	12	Skyline	14.68
3	Phillip Bettis	11	Nampa	14.78
4	Andrew Mapp	12	Boise	14.95
5	Kieth Ottley	12	Highland	15.00
6	Mark Rice	12	Lewiston	15.08
7	Eric Snow	11	Twin Falls	15.37
8	Keith Williams	11	Borah	15.52



1600 Meter Run

1	Robert Harrison	12	Meridian	4:21.1h
2	David Jankowski	12	Skyline	4:23.9h
3	Matt Knoff	12	Highland	4:26.5h
4	Ian Batch	11	Capital	4:31.2h
5	Cody Eaton	11	Centennial	4:34.1h
6	Mike Schmidt	12	Coeur d'Alene	4:43.2h
7	Jon Griffith	12	Idaho Falls	4:44.3h
8	Kody Barker	11	Twin Falls	4:46.2h



300 Meter Hurdles

1	Andrew Mapp	12	Boise	38.76
2	Kieth Ottley	12	Highland	39.23
3	Keith Williams	11	Borah	39.87
4	Eric Snow	11	Twin Falls	40.05
5	Mark Rice	12	Lewiston	40.84
6	Taylor Wight	12	Skyline	41.08
7	Adam Harris	12	Skyline	41.23
8	Landon Brown	12	Borah	41.44




3200 Meter Run

1	David Jankowski	12	Skyline	9:29.23
2	Matt Knoff	12	Highland	9:40.58
3	Robert Harrison	12	Meridian	9:50.42
4	Ian Batch	11	Capital	9:54.30
5	Cody Eaton	11	Centennial	10:05.29
6	Jon Griffith	12	Idaho Falls	10:05.70
7	Tim Downey	11	Pocatello	10:06.92
8	Todd Smith	12	Meridian	10:13.02




100 Meter Dash

1	Bobby Crear	12	Borah	10.90
2	Jake Salinas	12	Twin Falls	11.06
3	Jerret Layton	10	Borah	11.12
4	Kimball Burton	12	Idaho Falls	11.24
5	Cody Lynch	12	Timberline	11.26
6	Devon Sturdivant	11	Timberline	11.30
7	Brandon Fjeld	12	Twin Falls	11.34
8	Jeremy Dalley	12	Pocatello	11.60



4x100 Meter Relay

1	Twin Falls	43.18
2	Centennial	43.18
3	Meridian	43.28
4	Nampa	43.73
5	Timberline	44.12
6	Highland	44.40
7	Lake City	44.53
8	Borah	44.90




200 Meter Dash

1	Bobby Crear	12	Borah	22.12
2	Jake Salinas	12	Twin Falls	22.57
3	Cody Lynch	12	Timberline	22.66
4	Gavin Hawkey	12	Highland	22.90
5	Chris Herzinger	12	Twin Falls	22.92
6	Kimball Burton	12	Idaho Falls	23.04
7	Travis White	12	Eagle	23.05
8	Elone Tuitua	11	Nampa	23.22



4x200 Meter Relay

1	Meridian	1:29.93
2	Twin Falls	1:30.31
3	Eagle	1:31.08
4	Lewiston	1:31.23
5	Nampa	1:32.08
6	Skyview	1:33.13
7	Highland	1:34.75
—	Capital	FS




400 Meter Dash

1	Cade Hulbert	10	Capital	48.97
2	Chris Herzinger	12	Twin Falls	49.77
3	Zach Petersen	12	Meridian	50.22
4	Matt Lane	11	Meridian	50.35
5	David Murgoitio	12	Eagle	50.59
6	Travis White	12	Eagle	51.85



4x400 Meter Relay

1	Meridian	3:21.01
2	Highland	3:21.63
3	Twin Falls	3:22.23
4	Eagle	3:22.39
5	Capital	3:23.75
6	Lewiston	3:25.32
7	Borah	3:27.63
8	Nampa	3:33.91



800 Meter Run

1	Cody Eaton	11	Centennial	1:56.64
2	Tysun Rickards	12	Twin Falls	1:58.18
3	Robert Harrison	12	Meridian	1:58.19
4	Jeff Gardner	12	Idaho Falls	2:00.01
5	Greg Williams	12	Idaho Falls	2:00.37
6	Logan Katseanes	11	Meridian	2:00.62
7	Mike Schmidt	12	Coeur d'Alene	2:01.52
8	Chris Hoeger	12	Centennial	2:02.02



1600 Sprint Medley

1	Centennial	3:33.28
2	Lewiston	3:33.82
3	Meridian	3:34.52
4	Capital	3:36.03
5	Idaho Falls	3:37.00
6	Twin Falls	3:37.24
7	Coeur d'Alene	3:40.04
8	Highland	3:41.96

4A Girls' Winners

High Jump

1	Lacey Armstrong	12	Vallivue	5-02.00
2	Jessica Hansen	12	Madison	5-02.00
2	Jamie Peoples	11	Kuna	5-02.00
4	Megan Rolland	9	Emmett	5-00.00
5	Brandy Herrera	10	Hillcrest	4-10.00
5	Anjelica Randall	9	Madison	4-10.00
7	Sarah Younger	10	Kuna	4-10.00
7	Danielle Hallam	9	Emmett	4-10.00
7	Mindy James	10	Rigby	4-10.00

Pole Vault

1	Kasie Scott	10	Rigby	11-00.00
2	Leslie Pully	10	Post Falls	10-00.00
3	Cara Keim	9	Vallivue	10-00.00
4	Sara Weninger	11	Bonneville	9-06.00
5	Boc Welker	10	Vallivue	9-00.00
6	Jaime Palmer	12	Jerome	9-00.00
7	Mandi Richards	11	Moscow	8-06.00
7	Nicole Hubler		Vallivue	8-06.00

Long Jump

1	Kristin Willmore	11	Madison	17-03.25
2	Jami Patten	12	Moscow	17-03.00
3	Lindsay Abo	11	Burley	17-00.25
4	Brittany Hamblin	10	Jerome	15-08.75
5	Raquel Jasso	10	Caldwell	15-07.50
6	Jessica Hansen	12	Madison	15-06.50
7	Raquel Longoria	12	Bonneville	15-03.50
8	Jamie Peoples	11	Kuna	15-02.50

Triple Jump

1	Jessica Hansen	12	Madison	35-11.50
2	Jami Patten	12	Moscow	35-11.25
3	Kellie Anderson	11	Hillcrest	34-04.50
4	Jennifer Walker	12	Madison	34-01.00
5	Kristin Willmore	11	Madison	33-08.00
6	Lindsey Ward	11	Century	33-00.00
7	Danielle Hallam	9	Emmett	32-09.00
8	Raquel Jasso	10	Caldwell	32-02.00

Discus Throw

1	Sarah Cardinal	9	Blackfoot	135-02
2	Vanessa West	11	Jerome	133-11
3	Jennifer Pond	12	Jerome	125-04
4	Sarah Whitely	10	Emmett	122-01
5	Kelsey Taylor	9	Moscow	114-04
6	Janelle Frazier	11	Emmett	110-10
7	Heather Hansen	10	Madison	109-10
8	Cassidy Kerstien	12	Vallivue	107-09

Shot Put

1	Jennifer Pond	12	Jerome	38-10.00
2	Vanessa West	11	Jerome	38-06.00
3	Kelsey Taylor	9	Moscow	36-11.00
3	Sarah Cardinal	9	Blackfoot	36-11.00
5	Treena Morgan	11	Rigby	35-07.00
6	Janelle Frazier	11	Emmett	34-10.50
7	Sarah Whitely	10	Emmett	34-00.00
6	Ysenia Hernandez	10	Bishop Kelly	33-07.00

100 Meter Hurdles

1	Stephanie Barnwell	11	Kuna	15.49
2	Courtney Adams	9	Sandpoint	15.82
3	Paige Knudsen	11	Century	15.82
4	Daisey Hiner	11	Burley	16.16
5	Brandy Herrera	10	Hillcrest	16.37
6	Lauren Symmonds	11	Bishop Kelly	16.48
7	Hilarie Beck	12	Blackfoot	17.02
8	Samantha Weinman	10	Post Falls	17.19

300 Meter Hurdles

1	Lauren Symmonds	11	Bishop Kelly	46.10
2	Stephanie Barnwell	11	Kuna	46.22
3	Jayne Saunders	10	Emmett	46.42
4	Paige Knudsen	11	Century	46.44
5	Cheslea Furniss	11	Rigby	47.45
6	Jennifer Walker	12	Madison	47.91
7	Amy Thomas	11	Burley	47.93
8	Brynn Knudsen	12	Century	49.38

100 Meter Dash

1	Amy Dyck	11	Sandpoint	12.63
2	Tausha Lowry	10	Vallivue	12.75
3	Tia Peterson	12	Blackfoot	12.98
4	Jenna Bubak	10	Jerome	13.09
5	Sunny Katsilometes	9	Century	13.11
6	Liz Wahl	9	Century	13.19
7	Shawna Horn	10	Post Falls	13.28
8	Cheslea Furniss	11	Rigby	13.51

200 Meter Dash

1	Amy Dyck	11	Sandpoint	25.89
2	Tausha Lowry	10	Vallivue	26.32
3	Liz Wahl	9	Century	26.77
4	Sunny Katsilometes	9	Century	27.10
5	Cheslea Furniss	11	Rigby	27.12
6	Lindsay Abo	11	Burley	27.21
7	Kasie Scott	10	Rigby	27.24
8	Ceejay Spicer	9	Kuna	27.50

400 Meter Dash

1	Alison McInturf	12	Century	59.55
2	Kristin Willmore	11	Madison	1:00.56
3	Tia Peterson	12	Blackfoot	1:00.59
4	Amanda DeHaas	10	Bishop Kelly	1:00.92
5	Heather Jones	10	Madison	1:01.11
6	Liz Brice	12	Burley	1:01.74
7	Jackie Carter	11	Bishop Kelly	1:02.12
8	Deidre Riley	12	Blackfoot	1:03.12

800 Meter Run

1	McKenna Belzer	12	Bishop Kelly	*2:15.47
2	Jackie Carter	11	Bishop Kelly	2:18.65
3	Allix Lee-Painter	10	Moscow	2:19.56
4	Deidre Riley	12	Blackfoot	2:20.16
5	Emma McInturf	10	Century	2:20.76
6	Megan Rolland	9	Emmett	2:21.33
7	Karley Meikle	11	Hillcrest	2:24.28
8	Stephanie Johnson	9	Burley	2:26.59

* New 4A record

4A Girls' Winners, continued

1600 Meter Run

1	Katie O'Neil	11	Bishop Kelly	5:06.74
2	Donya Rumore	12	Sandpoint	5:12.51
3	Taryn Trapp	11	Vallivue	5:20.29
4	Allix Lee-Painter	10	Moscow	5:24.36
5	Emma McInturf	10	Century	5:24.67
6	Stephanie Johnson	9	Burley	5:26.25
7	Rachel Hawkins	10	Bishop Kelly	5:30.87
8	Chantell Fluckiger	11	Madison	5:37.44

3200 Meter Run

1	Donya Rumore	12	Sandpoint	11:19.64
2	Katie O'Neil	11	Bishop Kelly	11:35.30
3	Allix Lee-Painter	10	Moscow	11:52.61
4	Stephanie Johnson	9	Burley	12:05.70
5	Taryn Trapp	11	Vallivue	12:11.34
6	Karley Meikle	11	Hillcrest	12:14.73
7	Rachel Hawkins	10	Bishop Kelly	12:18.92
8	Kelly Brauch	9	Hillcrest	12:19.87

4x100 Meter Relay

1	Sandpoint	*50.38
2	Century	50.87
3	Jerome	51.07
4	Burley	51.45
5	Emmett	51.57
6	Madison	52.34
7	Kuna	52.63
8	Bonneville	53.07

* New 4A record

4x200 Meter Relay

1	Century	*1:45.15
2	Jerome	1:46.40
3	Burley	1:47.28
4	Madison	1:48.46
5	Bishop Kelly	1:49.42
6	Sandpoint	1:49.50
7	Bonneville	1:50.54
8	Kuna	1:50.80

4x400 Meter Relay

1	Bishop Kelly	*4:00.98
2	Century	4:01.38
3	Emmett	4:07.25
4	Vallivue	4:08.28
5	Jerome	4:12.69
6	Sandpoint	4:15.11
7	Blackfoot	4:19.86
8	Madison	4:25.03

800 Sprint Medley

1	Century	*1:50.17
2	Bishop Kelly	1:50.89
3	Blackfoot	1:51.72
4	Vallivue	1:52.38
5	Burley	1:53.54
6	Jerome	1:54.29

4A Boys' Winners

High Jump

1	Brandon Christoffersen	12	Vallivue	6-04.00
2	Coltt Gullickson	11	Kuna	6-02.00
3	Tyler Burnham	12	Jerome	6-02.00
4	Sean Fitzgerald	12	Madison	6-02.00
5	Richard Knapp	12	Bishop Kelly	6-02.00
6	Jeremiah Beaudin	12	Sandpoint	6-02.00
7	Robert Wade	10	Caldwell	6-00.00
8	Charles Lundergan	11	Kuna	6-00.00

Triple Jump

1	Casey Smith	12	Bonneville	44-00.50
2	Adam Stokes	12	Vallivue	43-10.25
3	Cory Musgrave	12	Jerome	42-04.00
4	John Willy	11	Post Falls	41-11.50
5	Brian Stephens	12	Bonneville	41-09.00
6	Sean Fitzgerald	12	Madison	41-05.75
7	Eric Demers	10	Sandpoint	40-03.00
8	Scott Robinson	12	Moscow	39-09.25

Pole Vault

1	Ian Falo	12	Mountain Home	14-00.00
2	Dan Perkins	12	Vallivue	13-06.00
3	Max Hansen	10	Madison	13-00.00
4	Matt Todd	12	Bonneville	13-00.00
5	Dustin Hoagland	10	Sandpoint	12-06.00
6	Kevin Spangler	12	Moscow	12-06.00
7	Jon Ward	12	Vallivue	12-06.00
8	Josh Rasmussen	12	Post Falls	12-06.00

Discus Throw

1	David Lissy	12	Sandpoint	*158-05
2	Drew Tavares	11	Caldwell	157-11
3	John Carlson	12	Emmett	146-07
4	Dwayne Beyers	11	Sandpoint	142-06
1	Dan Azpitarte	12	Emmett	139-07
5	Matt Lamb	10	Emmett	139-05
2	Eric DeWall	JR	Century	131-04
3	Casey Smith	12	Bonneville	129-10

Long Jump

1	Adam Stokes	12	Vallivue	*22-01.50
2	Rick Young	12	Post Falls	21-03.25
3	Brian Stephens	12	Bonneville	21-03.00
4	Tom Steiner	12	Bishop Kelly	21-01.50
5	Andy Hill	11	Bonneville	20-08.75
6	Blaine Krumpe	12	Moscow	20-07.75
7	Casey Smith	12	Bonneville	20-04.00
8	Jon Blackburn	11	Madison	20-01.00

Shot Put

1	David Lissy	12	Sandpoint	*55-02.75
2	Tanner Aunan	12	Sandpoint	49-00.00
3	Troy Watson	11	Sandpoint	48-11.50
1	Dallin Saurey	12	Madison	47-05.25
4	Zane Christensen	12	Century	47-02.50
5	Brock Richardson	12	Bonneville	46-09.00
2	Dan Azpitarte	12	Emmett	46-02.00
3	Nick Albertson	11	Sandpoint	45-09.75

* New 4A record

4A Boys' Winners, continued

110 Meter Hurdles

1	Kevin Pabst	10	Emmett	15.31
2	Ryan Tall	11	Hillcrest	15.73
3	Marcel Wright	12	Mountain Home	15.89
4	Jeremiah Beaudin	12	Sandpoint	16.05
5	Brett Hamilton	11	Jerome	16.20
6	Kevin Nielson	11	Madison	16.48
7	Tyler Atkins	12	Burley	16.73
8	Adam McCormick	12	Century	18.37

300 Meter Hurdles

1	Kevin Pabst	10	Emmett	39.76
2	Kevin Nielson	11	Madison	40.47
3	Ryan Tall	11	Hillcrest	40.71
4	Jed Thomas	12	Burley	41.01
5	Reece Noble	11	Kuna	41.37
6	Blake Mahler	10	Sandpoint	41.75
7	Rick Murphy	11	Bonneville	42.76
8	Trevor Arnold	10	Kuna	45.27

100 Meter Dash

1	Adam Williams	12	Kuna	11.11
2	Matt Taylor	11	Rigby	11.28
3	Brad Lang	12	Sandpoint	11.31
4	Dean Connett	12	Century	11.34
5	Jed Thomas	12	Burley	11.39
6	Isoa Pualioa	11	Sandpoint	11.40
7	Cole Nelson	12	Burley	11.45
8	Kyle Tarpley	11	Blackfoot	11.49

200 Meter Dash

1	Adam Williams	12	Kuna	22.14
2	Dean Connett	12	Century	22.29
3	Brennan Harris	12	Vallivue	22.58
4	Cole Nelson	12	Burley	22.69
5	Matt Taylor	11	Rigby	22.74
6	Brad Lang	12	Sandpoint	22.87
7	Isoa Pualioa	11	Sandpoint	23.12
8	Nick Mehalechico	9	Post Falls	23.27

400 Meter Dash

1	Dean Connett	12	Century	*49.52
2	Adam Martin	12	Burley	50.77
3	Chris Green	12	Kuna	51.08
4	Andrew Sparhawk	11	Madison	51.25
5	Jeff Head	12	Emmett	51.51
6	Jacob Pena	12	Caldwell	51.77
7	James Parrish	10	Madison	52.20

800 Meter Run

1	Clint Armstrong	12	Kuna	1:56.90
2	Brandon Christoffersen	12	Vallivue	1:56.96
3	Jeremiah Neal	12	Bishop Kelly	1:58.08
4	Boyd Standley	12	Emmett	1:59.59
5	Kyle Grode	12	Bishop Kelly	2:00.54
6	Tyler Hopper	12	Caldwell	2:02.16
7	Aaron Wolfe	11	Century	2:02.31
8	Paul Hyde	11	Post Falls	2:03.10

1600 Meter Run

1	Paul Thomas	12	Bishop Kelly	4:32.21
2	Aaron Wolfe	11	Century	4:32.62
3	Drew Johnson	11	Burley	4:33.84
4	Gary Attebury	10	Hillcrest	4:37.64
5	Ryan Davis	11	Rigby	4:38.74
6	Austin Woodland	12	Hillcrest	4:39.23
7	Lee France	12	Sandpoint	4:40.23
8	Patrick McGlynn	11	Bishop Kelly	4:40.91

3200 Meter Run

1	Aaron Wolfe	11	Century	9:45.27
2	Paul Thomas	12	Bishop Kelly	9:53.06
3	Boyd Standley	12	Emmett	9:53.43
4	Gary Attebury	10	Hillcrest	10:04.87
5	Drew Johnson	11	Burley	10:08.50
6	Ryan Davis	11	Rigby	10:13.22
7	Mike Galvin	10	Vallivue	10:18.48
8	Ben Larsen	9	Hillcrest	10:25.41

4x100 Meter Relay

1	Sandpoint	43.57
2	Mountain Home	43.96
3	Blackfoot	44.06
4	Burley	44.24
5	Hillcrest	44.76
6	Century	44.78
7	Post Falls	44.80
8	Kuna	45.93

4x200 Meter Relay

1	Sandpoint	*1:30.94
2	Burley	1:32.42
3	Madison	1:32.72
4	Mountain Home	1:32.90
5	Hillcrest	1:33.55
6	Vallivue	1:34.67
7	Rigby	1:34.84
8	Kuna	1:35.22

4x400 Meter Relay


1	Kuna	3:23.34
2	Bishop Kelly	3:25.17
3	Vallivue	3:25.87
4	Emmett	3:25.97
5	Madison	3:29.32
6	Jerome	3:31.68
7	Hillcrest	3:34.26
8	Sandpoint	3:34.92

1600 Sprint Medley

1	Kuna	*3:33.00
2	Emmett	3:34.49
3	Bishop Kelly	3:35.44
4	Century	3:35.74
5	Sandpoint	3:43.15
6	Bonneville	3:47.41
7	Madison	3:50.21
8	Moscow	3:50.35


* New 4A record

3A Girls' Winners



High Jump

1	Linzy Morgan	12	Declo	5-06.00
2	Ashley Rickels	12	Middleton	5-04.00
3	Johanna Farrell	11	Bonnors Ferry	5-02.00
4	Tanya Harper	11	Sugar-Salem	5-02.00
5	Erin Bell	12	Lakeland	5-02.00
6	Monique Schaal	11	Filer	5-00.00
7	Lynsie Powers	9	Timberlake	5-00.00
8	Jerrica Zollinger	9	Declo	5-00.00




100 Meter Hurdles

1	Ashley Rickels	12	Middleton	15.4h
2	Shere Fewkes	10	Fruitland	16.0h
3	Melissa Webb	11	Declo	16.3h
3	Jenna Hays	11	Bonnors Ferry	16.3h
5	Kalynn Pereira	10	Gooding	16.5h
6	Kara Kiefer	12	Lakeland	16.6h
7	Noelle Oram	10	Snake River	16.8h
8	Amy Westerberg	12	Preston	17.0h




Pole Vault

1	Nikki Calzacorta	11	Gooding	9-06.00
2	Jennifer Toerpe	12	Salmon	9-06.00
3	Trina Stephenson	11	Salmon	9-00.00
3	Erin Bell	12	Lakeland	9-00.00
5	Jenna Hays	11	Bonnors Ferry	9-00.00
6	Meg Stutzman	11	Payette	9-00.00
7	Rosie Mcmurrian	10	Weiser	9-00.00
8	Tennly Bowden	9	Payette	8-06.00




300 Meter Hurdles

1	Ashley Rickels	12	Middleton	47.05
2	Jenna Hays	11	Bonnors Ferry	48.40
3	Tyla Huff	10	Lakeland	49.36
4	Michelle Strasser	10	Middleton	49.92
5	Amy Westerberg	12	Preston	50.27
6	Melissa Webb	11	Declo	50.80
7	Krystal Demoney	11	Filer	50.89
8	Tiffani Sessions	9	Salmon	50.98




Long Jump

1	Cachet Webb	12	Snake River	18-01.25
2	Christina Brown	12	Filer	17-04.00
3	Erin Bell	12	Lakeland	17-03.00
4	Chelsea Jones	12	Snake River	16-08.50
5	Jessica Hawkes	10	Sugar-Salem	16-04.75
6	Any Saxton	11	Snake River	16-02.75
7	Shauntae Reihner	10	Middleton	16-02.50
8	Heather Howard	12	Fruitland	15-07.25




100 Meter Dash

1	Cachet Webb	12	Snake River	12.34
2	Chelsea Jones	12	Snake River	12.70
3	Christina Brown	12	Filer	13.00
4	Ashley Briggs	10	Sugar-Salem	13.02
5	Chelsi Hansen	10	Snake River	13.10
6	Laura Herbst	12	Salmon	13.15
7	Shannon Malan	9	Shelley	13.15
8	Shere Fewkes	10	Fruitland	13.19



Triple Jump

1	Lynsie Powers	9	Timberlake	36-03.25
2	Erin Bell	12	Lakeland	35-09.00
3	Any Saxton	11	Snake River	35-02.00
4	Chelsi Hansen	10	Snake River	34-04.00
1	Liz Olson	12	Preston	33-02.25
2	Lindsay Heimkes	10	Filer	33-01.50
5	Emily Arthurs	11	Kellogg	32-11.50
3	Ashley Beck	10	Lakeland	32-10.50




200 Meter Dash

1	Cachet Webb	12	Snake River	25.47
2	Ashley Briggs	10	Sugar-Salem	26.80
3	Laura Herbst	12	Salmon	27.01
4	Shannon Malan	9	Shelley	27.19
5	Brittany Cook	11	Shelley	27.25
6	Rachel Jaynes	10	Filer	27.28
7	Cami Wendt	10	Kellogg	27.36
7	Shauntae Reihner	10	Middleton	27.36



Discus Throw

1	Abelee Esparza	12	Buhl	123-01
2	Lacey Dinning	11	Bonnors Ferry	116-05
3	Asher Barton	12	Salmon	116-03
4	Tiana Ili	10	South Fremont	115-05
5	Tiffany Osterhout	11	Declo	112-06
6	Brandi Huffman	12	South Fremont	109-10
7	Kaylena Michaelson	10	Marsh Valley	107-05
8	Anna Rice	12	Bonnors Ferry	107-04




400 Meter Dash

1	Chelsea Jones	12	Snake River	59.79
2	Jamie Brower	10	Kellogg	1:00.50
3	Lindsay Heimkes	10	Filer	1:00.75
4	Emily Surerus	11	Snake River	1:01.32
5	Laura Herbst	12	Salmon	1:01.43
6	Jenna Robinson	9	St. Maries	1:01.69
7	Elysha Shipp	10	Marsh Valley	1:02.29
8	Ashley Abegglen	12	South Fremont	1:04.18



Shot Put

1	Tiana Ili	10	South Fremont	38-02.00
2	Devinie Potter	12	South Fremont	36-09.00
3	Lacey Dinning	11	Bonnors Ferry	36-05.00
4	Kate Ahlers	11	Priest River	35-02.00
5	Abelee Esparza	12	Buhl	34-08.00
1	Christina Warr	11	American Falls	34-06.50
6	Jessica King	11	Wood River	34-06.00
2	Rachel Bulcher	12	Kimberly	34-05.50




800 Meter Run

1	Kate Eborn	9	Bear Lake	2:21.14
2	Lynsie Seltenreich	9	Kellogg	2:26.03
3	Brittany Klingaman	11	Lakeland	2:27.72
4	Kiley Cobb	12	Weiser	2:28.14
5	Erika Mecham	12	Bear Lake	2:29.23
6	Layna Oyrevides	9	Weiser	2:29.55
7	Stephanie Kidman	9	Shelley	2:30.34
8	Melissa Timothy	11	Bear Lake	2:33.09


state track individual champions

3A Girls' Winners, continued



1600 Meter Run

1	Stephanie Thurston	12	St. Maries	5:23.56
2	Louise Knudson	12	Fruitland	5:33.23
3	Erika Mecham	12	Bear Lake	5:37.98
4	Kate Eborn	9	Bear Lake	5:38.40
5	Capri Morton	11	Timberlake	5:39.24
6	Kayla Smith	11	Salmon	5:39.98
7	Rachel Richards	10	Wood River	5:40.98
8	Melissa Timothy	11	Bear Lake	5:43.06



4x200 Meter Relay

1	Snake River	1:44.10*
2	Filer	1:47.80
3	Gooding	1:48.83
4	Middleton	1:49.80
5	Bonnors Ferry	1:50.20
6	Sugar-Salem	1:51.29
7	Preston	1:54.41
—	Kellogg	DQ



3200 Meter Run

1	April Homan	12	Gooding	11:46.44
2	Stephanie Thurston	12	St. Maries	11:50.14
3	Kate Eborn	9	Bear Lake	11:57.01
4	Kayla Smith	11	Salmon	11:59.21
5	Louise Knudson	12	Fruitland	12:06.99
6	Ruth Gettle	11	Weiser	12:11.23
7	Erika Mecham	12	Bear Lake	12:13.16
8	Melissa Timothy	11	Bear Lake	12:30.14



4x400 Meter Relay

1	Middleton	4:08.02
2	Preston	4:14.90
3	Gooding	4:16.04
4	Filer	4:16.20
5	Lakeland	4:18.87
6	Bonnors Ferry	4:23.87
7	Teton	4:25.48
8	Snake River	4:29.63



4x100 Meter Relay

1	Filer	50.32
2	Fruitland	50.36
3	Middleton	50.87
4	Gooding	51.15
5	Shelley	51.24
6	Snake River	51.88
7	Sugar-Salem	51.88
8	Timberlake	51.90



800 Sprint Medley

1	Snake River	1:54.25
2	Bonnors Ferry	1:56.02
3	Middleton	1:56.12
4	Preston	1:56.64
5	Fruitland	1:57.09
6	Salmon	1:57.39
7	Gooding	1:57.63
8	Weiser	2:02.24


* New 3A Record

3A Boys' Winners




High Jump

1	Marc Christensen	12	Declo	6-02.00
2	Matt Rice	9	Bonnors Ferry	6-02.00
3	Sagean Daw	11	Snake River	6-02.00
4	Tyson Gunter	10	Marsh Valley	6-02.00
5	Tom Dillon	10	Payette	6-02.00
6	Jim Reeves	11	Kimberly	6-00.00
7	Sam Johansen	12	Sugar-Salem	6-00.00
8	Ryan Dahle	11	Salmon	5-10.00



Triple Jump

1	Sagean Daw	11	Snake River	46-02.00
2	Levi Novis	12	Gooding	43-08.75
3	Preston Allen	12	Filer	43-02.75
4	Jared Schuckert	12	Salmon	42-04.00
5	Brennen Baker	12	Declo	42-03.25
6	Terry Darrington	12	Declo	41-10.00
7	Joe Liliquist	11	South Fremont	41-05.00
8	Kyle Root	10	Middleton	41-01.75




Pole Vault

1	Zach Stringham	12	Payette	14-00.00
2	Travis Gage	12	Timberlake	13-06.00
3	Nathan Bills	12	Salmon	13-00.00
3	Kris Grover	11	Salmon	13-00.00
5	Chase Cantrell	11	Buhl	13-00.00
6	Dallan Koyle	12	Gooding	12-06.00
7	Nick Fuls	12	Middleton	12-00.00
8	Devin Dredge	11	Shelley	12-00.00



Discus Throw

1	Brandon Bair	12	South Fremont	168-00
2	Zack Porter	11	Salmon	155-07
3	Jared Butt	12	Snake River	152-08
4	Ean Meyers	12	Priest River	151-06
5	Jake Briles	12	Lakeland	148-08
6	Eric Nave	12	Lakeland	146-07
7	Andrew Long	11	Payette	137-04
8	Kyle Mann	11	Kellogg	136-03



Long Jump

1	Cameron Allen	10	Kimberly	21-01.75
2	Preston Allen	12	Filer	21-01.75
3	Levi Novis	12	Gooding	21-01.50
4	Sagean Daw	11	Snake River	20-10.25
5	John Zimmerman	12	Bonnors Ferry	20-06.75
6	Ryan Dahle	11	Salmon	20-06.50
7	Jared Schuckert	12	Salmon	20-04.00
8	Mike Hurd	9	Payette	20-00.00



Shot Put


1	Zack Porter	11	Salmon	57-04.00
2	Eric Nave	12	Lakeland	53-11.00
3	Ean Meyers	12	Priest River	52-08.00
4	Derrick Mahan	11	Fruitland	51-06.75
5	Jake Briles	12	Lakeland	51-05.25
6	Bryan Brackenbury	11	Declo	46-07.50
7	Stuart Good	12	Weiser	46-03.25
8	Jared Butt	12	Snake River	46-01.25

3A Boys' Winners, continued




110 Meter Hurdles

1	Mike Hurd	9	Payette	15.13
2	Blake Higley	12	Kimberly	15.45
3	JD Folsom	12	Salmon	15.80
4	Todd Sessions	10	Salmon	16.16
5	Daniel Temple	12	Lakeland	16.34
6	Matt Metcalf	10	Gooding	16.42
7	Kyle Root	10	Middleton	16.64
8	Matt Smitheram	12	Bear Lake	16.64




1600 Meter Run

1	Carlos Trujillo	12	Middleton	4:25.90
2	Dustin Murray	12	South Fremont	4:32.99
3	Trae Jones	12	Declo	4:34.02
4	Alex New	12	Kellogg	4:38.68
5	Dallas Eborn	10	Bear Lake	4:39.74
6	John Bell	10	Bonnors Ferry	4:39.80
7	Mikey Sinnot	12	Wood River	4:39.84
8	Jamie Cox	12	Bonnors Ferry	4:40.51




300 Meter Hurdles

1	Mike Hurd	9	Payette	40.49
2	Andy Griff	12	Filer	41.09
3	Teancum Light	12	Salmon	41.22
4	Brad Silvester	10	Filer	41.54
5	JD Folsom	12	Salmon	41.57
6	Blake Higley	12	Kimberly	41.97
7	Jake Kunz	12	Teton	42.11
8	Matt Smitheram	12	Bear Lake	46.32




3200 Meter Run

1	Carlos Trujillo	12	Middleton	9:43.70
2	Trae Jones	12	Declo	9:49.18
3	John Bell	10	Bonnors Ferry	9:59.73
4	Seth Butler	12	Middleton	10:10.68
5	Rodger Jachim	11	Middleton	10:13.11
6	Colby Cole	12	Preston	10:14.23
7	Dallas Eborn	10	Bear Lake	10:16.92
8	Luke Williams	12	Snake River	10:18.49




100 Meter Dash

1	Jayson Bird	11	Shelley	11.06
2	Cory Youngberg	12	Weiser	11.16
3	Mike Hurd	9	Payette	11.26
4	Aaron Ball	12	Sugar-Salem	11.28
5	Terrick Watt	11	Snake River	11.33
6	Chase Harris	12	Preston	11.54
7	Ricky Hallowell	11	Snake River	11.58
8	Chris Person	11	Priest River	11.75




4x100 Meter Relay

1	Sugar-Salem	44.26
2	Salmon	44.37
3	Weiser	44.53
4	Snake River	44.60
5	Filer	44.60
6	Preston	44.61
7	Shelley	44.75
8	Lakeland	46.14



200 Meter Dash

1	Cory Youngberg	12	Weiser	22.90
2	Chase Harris	12	Preston	23.14
3	Chris Person	11	Priest River	23.20
4	Preston Allen	12	Filer	23.24
5	Terrick Watt	11	Snake River	23.34
6	Dallin Fogle	12	Sugar-Salem	23.52
7	Jim Reeves	11	Kimberly	23.58
8	Isaac Jones	12	Preston	23.61



4x200 Meter Relay

1	Kimberly	1:31.49
2	Sugar-Salem	1:31.53
3	Filer	1:31.75
4	Salmon	1:32.44
5	Priest River	1:33.51
6	Middleton	1:34.34
7	Preston	1:34.39
8	Lakeland	1:34.60




400 Meter Dash

1	Caleb Cazier	11	Timberlake	49.65
2	Chris Person	11	Priest River	50.25
3	Isaac Jones	12	Preston	50.91
4	Matt Behrens	12	Bonnors Ferry	50.99
5	Levi Jaynes	12	Filer	51.19
6	Shane Humphreys	12	Middleton	51.27
7	Micheal Ramos	11	Fruitland	51.71
8	Dylan Welcome	12	Wood River	52.03




4x400 Meter Relay

1	Wood River	3:29.32
2	Filer	3:29.54
3	Preston	3:30.28
4	Timberlake	3:32.03
5	Salmon	3:32.38
6	South Fremont	3:33.03
7	Middleton	3:35.18
8	Teton	3:35.45



800 Meter Run

1	Carlos Trujillo	12	Middleton	1:59.39
2	Dustin Murray	12	South Fremont	2:00.45
3	Alex New	12	Kellogg	2:01.42
4	Dylan Welcome	12	Wood River	2:02.04
5	Albert Varela	12	Sugar-Salem	2:02.31
6	Mikey Sinnot	12	Wood River	2:02.95
7	Morgan Hoffman	12	Salmon	2:03.07
8	Bobby Johnson	12	Preston	2:04.80



1600 Sprint Medley

1	Middleton	3:37.90
2	Kellogg	3:38.96
3	South Fremont	3:40.16
4	Wood River	3:41.11
5	Gooding	3:43.73
6	Timberlake	3:43.93
7	Fruitland	3:46.18
8	Snake River	3:47.08

2A Girls' Winners

High Jump

1	Breeanna Chadez	9	Marsing	5-02.00
2	KristiJill Davies	9	Butte County	5-00.00
3	Maurie Christensen	12	Soda Springs	5-00.00
4	Danielle Roskelley	10	Challis	5-00.00
5	Danielle Pope	12	Butte County	5-00.00
6	Sheila Olsen	10	Glenns Ferry	4-10.00
7	Amanda Stewart	11	Marsing	4-10.00
8	Melissa Olive	12	Kamahia	4-10.00
8	Amber Mickelson	10	Ririe	4-10.00




100 Meter Hurdles

1	Heidi Hopkins	9	Firth	15.48
2	Kelsi Haylett	12	Homedale	15.82
3	Katie Pridgen	9	Nampa Christian	16.57
4	Nicole Larsen	12	Malad	16.64
5	Kara Ormond	11	Wendell	17.22
6	Tonya Lyons	11	Clearwater Valley	17.32
7	Stacia Skidmore	10	West Jefferson	17.37
8	Jill Hastriter	10	Nampa Christian	17.82

Pole Vault

1	Stephanie Latimer	12	Challis	9-06.00
2	Kacie Smith	11	New Plymouth	9-00.00
3	Brittney Madsen	11	Firth	8-06.00
3	Jenna Piva	11	Challis	8-06.00
5	Hailey Skinner	10	Soda Springs	8-06.00
6	Liz Villanueva	12	Homedale	8-06.00
7	Amie Vanek	12	Marsing	7-06.00
8	M.J. Usabel	9	Marsing	7-00.00




300 Meter Hurdles

1	Heidi Hopkins	9	Firth	45.32
2	Kelsi Haylett	12	Homedale	45.80
3	Stacia Skidmore	10	West Jefferson	47.89
4	Nicole Larsen	12	Malad	48.68
5	Katie Pridgen	9	Nampa Christian	49.11
6	Kara Ormond	11	Wendell	49.27
7	Melanie Kimball	12	Grace	51.29
8	Halyana Mereszczak	12	Grangeville	51.87

Long Jump

1	Gretchen Bailey	11	Wallace	17-01.00
2	Stacia Skidmore	10	West Jefferson	16-06.75
3	Jessica Stimmel	10	Homedale	16-02.50
4	Shannon Moss	12	Butte County	15-11.00
5	Shannon Johnston	12	Melba	15-08.50
6	Serena Santos	12	Prairie	15-06.25
7	Katie Sue Allen	9	West Side	15-04.50
8	Molly Boone	10	McCall-Donnelly	15-00.50



100 Meter Dash

1	Jaynie Goodbody	10	Wendell	12.51
2	Kelsi Haylett	12	Homedale	12.70
3	Gretchen Bailey	11	Wallace	13.01
4	Kelly Schumacher	11	Grangeville	13.03
5	Jessica Stimmel	10	Homedale	13.09
6	Sheila Olsen	10	Glenns Ferry	13.32
7	Shannon Moss	12	Butte County	13.40
8	Jennifer DeGroot	10	New Plymouth	13.42

Triple Jump

1	Stacia Skidmore	10	West Jefferson	33-09.50
2	Shannon Moss	12	Butte County	33-06.50
3	Jessica Stimmel	10	Homedale	33-00.25
4	Kacie Smith	11	New Plymouth	32-02.75
5	Danielle Pope	12	Butte County	31-11.50
6	Brenda Hernandez	13	Aberdeen	31-11.00
7	Allie Dreadfulwater	9	Grangeville	31-10.00
8	Molly Boone	10	McCall-Donnelly	31-02.50





200 Meter Dash

1	Jaynie Goodbody	10	Wendell	25.83
2	Danielle Pridgen	12	Nampa Christian	26.26
3	Kelly Schumacher	11	Grangeville	26.68
4	Gretchen Bailey	11	Wallace	27.05
5	Shannon Moss	12	Butte County	27.29
6	Susana Cornejo	13	Aberdeen	27.48
7	Kim Burton	13	Grace	27.53
8	Jamie Lynde	11	Marsing	27.91

Discus Throw

1	Jessica Cornia	12	Firth	131-00
2	Audra McKinnon	12	Firth	120-02
3	Acacia Foster	11	Orofino	115-09
4	Mindy Malone	11	Valley	113-10
5	Lisa Mattson	12	Firth	112-04
6	Whitney Richardson	9	Orofino	110-11
7	Amanda Stewart	11	Marsing	105-02
8	Sara Dalgliesh	11	Grangeville	101-06



400 Meter Dash

1	Danielle Pridgen	12	Nampa Christian	57.98
2	Sheila Olsen	10	Glenns Ferry	1:00.05
3	Marie Green	10	Parma	1:01.33
4	Lindsay Williams	11	Firth	1:01.50
5	Natalie Hatfield	9	McCall-Donnelly	1:02.33
6	Kacie Smith	11	New Plymouth	1:02.42
7	Kim Williams	12	Malad	1:02.79
8	Debbie Pederson	10	Grangeville	1:05.84

Shot Put

1	Jessica Cornia	12	Firth	40-02.00
2	Acacia Foster	11	Orofino	36-11.25
3	Lisa Mattson	12	Firth	35-07.25
4	Audra McKinnon	12	Firth	35-01.00
4	Jessica Kowitz	11	Valley	35-01.00
6	Michelle Young	13	Soda Springs	33-09.25
7	Amanda Stewart	11	Marsing	33-08.00
8	Meagan Flory	12	Butte County	33-06.25



800 Meter Run

1	Ashley Puga	10	Nampa Christian	2:15.15
2	Danielle Pridgen	12	Nampa Christian	2:15.72
3	Kim Williams	12	Malad	2:27.60
4	Candace Buttars	12	West Side	2:28.12
5	Suzy Bangerter	11	Melba	2:28.19
6	Miriam Reardon	9	Grangeville	2:29.54
7	Hailee Allen	10	North Fremont	2:29.58
8	Julia Muench	11	Grangeville	2:29.58

2A Girls' Winners, continued



1600 Meter Run

1	Ashley Puga	10	Nampa Christian	5:17.76
2	Shannalee Christman	12	Soda Springs	5:27.89
3	Candace Butters	12	West Side	5:40.69
4	Bobbi Wangsgard	1	Malad	5:45.27
5	Jennifer Schiess	9	Firth	5:47.33
6	Julia Muench	11	Grangeville	5:48.17
7	Jamie Brown	10	Ririe	5:49.23
8	Andrea Christensen	9	Firth	5:50.27



4x200 Meter Relay

1	Firth	1:49.55
2	Grangeville	1:50.07
3	Orofino	1:51.44
4	Ririe	1:53.02
5	Homedale	1:53.40
6	Grace	1:53.83
7	Wendell	1:55.18
—	Soda Springs	DQ



3200 Meter Run

1	Ashley Puga	10	Nampa Christian	11:07.58
2	Shannalee Christman	12	Soda Springs	11:56.03
3	Alaina Price	12	Malad	12:23.12
4	Bobbi Wangsgard	12	Malad	12:28.19
5	Jamie Brown	10	Ririe	12:30.86
6	Jennifer Schiess	9	Firth	12:34.56
7	Katie McKie	9	New Plymouth	12:46.63
8	Megan Bullers	9	Valley	12:51.15



4x400 Meter Relay

1	Firth	4:12.54
2	Nampa Christian	4:14.49
3	West Side	4:15.75
4	Grangeville	4:17.16
5	Malad	4:17.61
6	Orofino	4:22.10
7	Ririe	4:26.42
8	Valley	4:28.01



4x100 Meter Relay

1	Homedale	*50.71
2	Wendell	51.49
3	Soda Springs	51.76
4	Grangeville	51.92
5	Aberdeen	52.47
6	Firth	53.10
7	Challis	53.93
8	Ririe	53.95



800 Sprint Medley

1	Nampa Christian	1:51.56
2	Wendell	1:51.85
3	Firth	1:53.58
4	Grangeville	1:56.48
5	West Side	1:56.84
6	New Plymouth	1:57.64
7	Ririe	1:59.72
8	Malad	2:00.28

* New 2A Record

2A Boys' Winners




High Jump

1	Clinton Silcock	10	Butte County	6-06.00
2	Scott Thomas	13	Grace	6-06.00
3	Kyle Womack	12	Firth	6-04.00
4	Cash Irish	12	Parma	6-02.00
5	Michael Wampler	13	Aberdeen	6-02.00
6	Dustin Jemmett	12	West Jefferson	6-00.00
7	Austin Gluch	11	Homedale	6-00.00
8	Alex Frei	11	Grangeville	5-10.00



Triple Jump

1	Bill Russell	12	Orofino	42-03.50
2	Doug Messick	11	Firth	42-01.25
3	Keith Nida	12	Prairie	41-08.00
4	Hyrum Blaylock	10	Parma	41-02.00
5	Justin Polson	10	Firth	41-01.75
6	Mitch Hardy	13	Grace	40-06.75
7	Ben Schuster	11	New Plymouth	40-05.75
8	Nick Anderson	11	Firth	40-04.50




Pole Vault

1	Nathan Ruth	11	Kamiah	13-00.00
2	Clay Haylett	11	Homedale	12-06.00
3	Keith McNab	12	Grangeville	12-06.00
4	Clay Brown	13	Soda Springs	12-06.00
5	Camron Kowallis	13	Soda Springs	12-06.00
6	Cade Beeton	13	Malad	12-00.00
7	Brett Hendren	12	Kamiah	11-06.00
8	Jack Tousley	9	Kamiah	11-06.00



Discus Throw

1	Dustin Crea	12	Grangeville	166-08
2	Otis Oatman	12	Kamiah	157-04
3	Kyle Annen	11	Orofino	153-01
4	Adam Summers	11	Ririe	149-07
5	Lars Kunze	11	Grangeville	146-06
6	Brett McKinnon	10	Firth	143-04
7	Dustin Wright	12	Melba	135-09
8	Raymund Cook	12	Marsing	129-05



Long Jump


1	Brad Mundt	11	Grangeville	20-09.75
2	Keith Nida	12	Prairie	20-08.00
3	Cash Irish	12	Parma	20-07.25
4	Bill Russell	12	Orofino	20-03.50
5	Ben Schuster	11	New Plymouth	20-02.00
6	Kyle Martin	11	Melba	20-01.50
7	Keith McNab	12	Grangeville	20-01.50
8	Matt Ward	12	Nampa Christian	19-11.25



Shot Put

1	Otis Oatman	12	Kamiah	51-09.50
2	Dustin Crea	12	Grangeville	51-06.50
3	Craig Lowary	12	Orofino	48-08.25
4	Marcus Wright	11	Challis	48-02.25
5	Zac Conley	13	Aberdeen	47-05.00
6	TJ Corrigan	12	Challis	46-04.25
7	Adam Summers	11	Ririe	45-05.50
8	Raymund Cook	12	Marsing	44-05.75

2A Boys' Winners, continued




110 Meter Hurdles

1	Casey Chappell	13	Aberdeen	14.90
2	Matt Richardson	12	Nampa Christian	15.26
3	Jimmy Boeder	11	Nampa Christian	15.81
4	Hyrum Murdoch	13	Soda Springs	15.89
5	Cash Irish	12	Parma	15.96
6	Sean Goodbody	12	Wendell	16.34
7	Beau Christopherson	12	Kamiah	16.92
8	Derek Daugherty	9	Kamiah	21.03



1600 Meter Run

1	Alex Davies	11	Butte County	4:34.64
2	Daniel Beutler	13	West Side	4:39.63
3	Tom Troutner	12	McCall-Donnelly	4:42.16
4	Jeb Anderson	11	Nampa Christian	4:43.71
5	Kayle Earley	11	McCall-Donnelly	4:44.79
6	Keane Shuler	13	Soda Springs	4:45.26
7	Nathan Clayson	11	Firth	4:46.03
8	Mike Rupp	13	Soda Springs	4:46.77



300 Meter Hurdles

1	Casey Chappell	13	Aberdeen	39.42
2	Derek Daugherty	9	Kamiah	41.50
3	Sean Goodbody	12	Wendell	41.83
4	Nick Antonucci	11	Homedale	42.03
5	Hyrum Murdoch	13	Soda Springs	42.28
6	Jimmy Boeder	11	Nampa Christian	42.29
7	Michael Maini	11	McCall-Donnelly	42.44
8	Matt Richardson	12	Nampa Christian	46.81




3200 Meter Run

1	Alex Davies	11	Butte County	9:54.17
2	Steve Atkinson	13	Malad	9:55.56
3	Tom Troutner	12	McCall-Donnelly	10:06.24
4	Daniel Beutler	13	West Side	10:07.84
5	Nathan Clayson	11	Firth	10:08.32
6	Jeb Anderson	11	Nampa Christian	10:13.22
7	Kevin Lambert	12	Nampa Christian	10:15.72
8	Jeff Clark	12	Prairie	10:22.62




100 Meter Dash

1	Hyrum Blaylock	10	Parma	11.21
2	Jake Fredrickson	12	Grangeville	11.24
3	Sam Jensen	13	Firth	11.42
4	Spencer Hagen	12	Kamiah	11.46
5	Craig Lowary	12	Orofino	11.56
6	Jysen Lancaster	11	Wendell	11.62
7	Casey Chappell	13	Aberdeen	11.66
8	Anthony Waite	12	McCall-Donnelly	11.72



4x100 Meter Relay

1	Grangeville	45.47
2	Melba	45.52
3	Kamiah	46.11
4	Soda Springs	46.13
5	Ririe	47.28
6	Orofino	47.42
7	Aberdeen	47.62
8	Wendell	47.94




200 Meter Dash

1	Hyrum Blaylock	10	Parma	22.81
2	Spencer Hagen	12	Kamiah	22.95
3	Coby Campbell	13	West Side	23.09
4	Tyler Moser	12	Firth	23.26
5	Matt Koplin	11	Parma	23.31
6	Jysen Lancaster	11	Wendell	23.36
7	Keith Nida	12	Prairie	23.68
8	Jack Tousley	9	Kamiah	24.11




4x200 Meter Relay

1	Grangeville	1:31.87
2	McCall-Donnelly	1:32.71
3	Parma	1:32.92
4	Firth	1:33.56
5	Melba	1:34.02
6	Ririe	1:36.08
7	Soda Springs	1:36.15
8	Wendell	1:38.02



400 Meter Dash

1	Matt Ward	12	Nampa Christian	49.97
2	Tyler Moser	12	Firth	50.71
3	Spencer Hagen	12	Kamiah	50.83
4	Evan Hawker	11	New Plymouth	50.90
5	Brett McKinnon	10	Firth	51.63
6	Benedikt Schmiri	12	Orofino	51.71
7	Keith Nida	12	Prairie	52.61
8	PJ Williams	12	Orofino	53.66



4x400 Meter Relay

1	Firth	3:28.11
2	Orofino	3:28.37
3	McCall-Donnelly	3:28.48
4	Nampa Christian	3:36.18
5	Melba	3:37.06
6	West Side	3:41.16
7	Ririe	3:42.00
8	Wendell	3:50.73



800 Meter Run

1	Matt Ward	12	Nampa Christian	1:56.09
2	Tom Troutner	12	McCall-Donnelly	1:58.56
3	Michael Grant	11	Valley	1:59.22
4	Nic Swanson	12	McCall-Donnelly	1:59.60
5	PJ Williams	12	Orofino	2:00.12
6	Keane Shuler	13	Soda Springs	2:01.64
7	Dan Jindrich	11	McCall-Donnelly	2:02.37
8	Daniel Beutler	13	West Side	2:02.64



1600 Sprint Medley


1	Firth	3:39.56
2	McCall-Donnelly	3:39.59
3	Orofino	3:40.37
4	Grangeville	3:41.98
5	West Side	3:43.39
6	Soda Springs	3:44.74
7	Kamiah	3:46.17
8	Wendell	3:58.33

1A Girls' Winners



High Jump

1	Darcy Collins	9	Kootenai	5-02.00
2	Tiffany Hatch	12	Mackay	5-00.00
3	Brenda Stephenson	12	Kootenai	4-10.00
4	Bonnie Freestone	11	Hansen	4-10.00
5	Aislinn Mangan	12	Mackay	4-10.00
6	Beth McLam	9	Camas County	4-08.00
7	Sara Lynn Shaffer	11	Carey	4-08.00
8	Katie Strunk	9	Shoshone	4-8.00



100 Meter Hurdles

1	Molly Carlson	12	Timberline	*16.1h
2	Ginger Bingham	12	Carey	16.5h
3	Liz Paradis	11	Council	17.0h
4	Savanna Jones	9	RaftRiver	17.4h
5	Lindsey Morrison	10	Rimrock	17.5h
6	Kimberly Bannon	11	Cascade	17.9h
7	Spencer Thomason	9	Highland	18.0h
7	Sara Archibald	11	Oakley	18.0h




Pole Vault

1	Leah Kincheloe	12	Kootenai	8-06.00
1	Suzanne Sherman	9	Cambridge	8-06.00
3	Jill Harper	12	Raft River	8-00.00
4	Nicole Dalton	12	Deary	7-00.00
4	Jessica Geidl	12	Troy	7-00.00
6	Summer Hansen	12	Raft River	6-06.00




300 Meter Hurdles

1	Darcy Collins	9	Kootenai	47.67
2	Molly Carlson	12	Timberline	48.43
3	Lacey Perkins	12	Murtaugh	50.55
4	Ginger Bingham	12	Carey	51.50
5	Laken Murphy	11	Council	51.74
6	Abbie Sobczyk	11	Genesee	52.27
7	Savanna Jones	9	Raft River	55.78
8	Sara Archibald	11	Oakley	57.23




Long Jump

1	Lacey Perkins	12	Murtaugh	17-02.00
2	Jillian Cutler	11	Murtaugh	16-01.00
3	Gloria Chui	12	Camas County	15-07.50
4	Annalisa Field	11	Rimrock	15-05.50
5	Christon Vander Esch	10	Salmon River	15-05.25
6	Jana Gray	11	Cole Valley Christian	14-11.25
7	Tiffanie McCall	10	Troy	14-08.75
8	Cherry Ward	9	Raft River	14-08.75




100 Meter Dash

1	Danielle Reiss	9	Cambridge	12.97
2	Liz Paradis	11	Council	13.01
3	Jillian Cutler	11	Murtaugh	13.09
4	Ali Cranney	11	Oakley	13.19
5	Kelly Walk	10	Kendrick	13.33
6	Kayla Oswald	9	Timberline	13.50
7	Katie Fisher	12	Horseshoe Bend	13.51
8	Taylor May	11	Clark County	13.55




Triple Jump

1	Lacey Perkins	12	Murtaugh	35-08.00
2	Lisa Lee	10	Raft River	34-01.50
3	Jillian Cutler	11	Murtaugh	33-09.50
4	Ali Cranney	11	Oakley	33-02.00
5	Emily McCutchan	9	Cole Valley Christian	32-10.25
6	Christon Vander Esch	10	Salmon River	32-09.00
7	Jana Gray	11	Cole Valley Christian	31-05.50
8	Ricky Minder	11	Council	31-02.00




200 Meter Dash

1	Danielle Reiss	9	Cambridge	26.80
2	Ali Cranney	11	Oakley	27.23
3	Jillian Cutler	11	Murtaugh	27.37
4	Anali Carrico	10	Mullan	27.48
5	Emily McCutchan	9	Cole Valley Christian	27.52
6	Katie Fisher	12	Horseshoe Bend	27.64
7	Kelly Walk	10	Kendrick	27.96
8	Nicole Dalton	12	Deary	28.51




Discus Throw

1	Candice Bryant	11	Horseshoe Bend	111-08
2	Katie Atkinson	12	Castleford	109-04
3	Cassy Baker	12	Salmon River	104-03
4	Kendra Dreyer	12	Meadows Valley	102-09
5	Lindsey Pearson	11	Mackay	101-03
6	Melisa Denton	12	Cascade	97-04
7	Leah Kincheloe	12	Kootenai	96-02
8	Jesse Molyneux	12	Carey	93-07




400 Meter Dash

1	Nicole Dalton	12	Deary	1:01.69
2	Anali Carrico	10	Mullan	1:01.70
3	Taylor May	11	Clark County	1:01.82
4	Danielle Reiss	9	Cambridge	1:02.92
5	Megan Vallez	10	Hagerman	1:03.63
6	Jessica Hill	11	Castleford	1:04.77
7	Amanda Brothers	9	Horseshoe Bend	1:05.96
8	Jen Mignerey	12	Salmon River	1:06.01



Shot Put

1	Candice Bryant	11	Horseshoe Bend	40-08.50
2	Mary Pearson	11	Clark Fork	34-10.25
3	Kendra Dreyer	12	Meadows Valley	34-06.00
4	Amy Nikita	9	Kootenai	33-07.75
5	Jessica Geidl	12	Troy	32-02.25
6	Katie Boepple	10	Cole Valley Christian	32-00.50
7	Brenda Darrington	10	Raft River	31-03.00
8	Katie Atkinson	12	Castleford	31-01.00




800 Meter Dash

1	Amy Collins	11	Kootenai	2:21.14
2	Taylor May	11	Clark County	2:29.99
3	Emily Hetrick	10	Greenleaf Friends	2:30.29
4	Kyli Astle	9	Shoshone	2:31.49
5	Lisa Lee	10	Raft River	2:31.88
6	Shannell Knight	10	Hagerman	2:31.89
7	Terra Copher	12	Council	2:37.32
8	Heather Rininger	10	Cambridge	2:37.76

state track individual champions

1A Girls' Winners, continued



1600 Meter Run

1	Amy Collins	11	Kootenai	5:40.58
2	Kyli Astle	9	Shoshone	5:45.89
3	Emily Hetrick	10	Greenleaf Friends	5:48.37
4	Melissa McFadden	9	Hagerman	5:51.96
5	Astra Williams	10	Troy	5:53.34
6	Pamila Ward	10	Idaho City	6:02.88
7	Jordan Kincheloe	9	Kootenai	6:02.90
8	Terra Copher	12	Council	6:03.81



4x200 Meter Relay

1	Carey	1:53.24
2	Timberline	1:53.34
3	Oakley	1:54.37
4	Raft River	1:54.62
5	Kendrick	1:54.65
6	Salmon River	1:55.20
7	Council	1:56.70
8	Rockland	2:00.12



3200 Meter Run

1	Emily Hetrick	10	Greenleaf Friends	12:28.30
2	Kyli Astle	9	Shoshone	12:28.35
3	Amy Collins	11	Kootenai	12:30.41
4	Brooke Norman	10	Richfield	12:35.03
5	Pamila Ward	10	Idaho City	12:39.37
6	Terra Copher	12	Council	12:47.14
7	Jordan Kincheloe	9	Kootenai	12:54.74
8	Astra Williams	10	Troy	13:06.04



4x400 Meter Relay

1	Kootenai	*4:11.98
2	Timberline	4:22.41
3	Carey	4:23.60
4	Council	4:28.02
5	Shoshone	4:29.08
6	Raft River	4:31.90
7	Salmon River	4:37.90
8	Rockland	4:40.99



4x100 Meter Relay

1	Cole Valley Christian	52.55
2	Oakley	53.60
3	Raft River	54.08
4	Kendrick	54.22
5	Dietrich	54.38
6	Salmon River	55.47
7	Timberline	55.50
8	Mackay	56.36




800 Sprint Medley

1	Timberline	1:59.34
2	Carey	2:00.12
3	Council	2:01.60
4	Clark County	2:02.01
5	Hansen	2:02.31
6	Troy	2:02.63
7	Idaho City	2:02.66
8	Deary	2:11.11

* New 1A Record

1A Boys' Winners




High Jump

1	Justin Gillish	11	Mackay	6-02.00
2	Wrangler Williams	10	Mackay	6-00.00
2	T.J. Park	11	Mackay	6-00.00
4	Charley Rennaker	12	Genesee	6-00.00
5	Tanner Carr	12	ISDB	6-00.00
5	Austin Knight	12	Hagerman	5-10.00
7	Braden Barrett	10	Raft River	5-10.00
7	John Davis	11	Cascade	5-10.00
6	Dusty Yates	11	Council	5-08.00
8	Dan Long	11	Hansen	5-06.00



Triple Jump

1	Justin Gillish	11	Mackay	42-11.00
2	Bridger Ward	10	Murtaugh	42-02.75
3	Jesse Dyer	11	Kootenai	41-10.50
4	Brandon Steigers	10	Kendrick	40-08.75
5	Nate Dalin	12	Camas County	40-01.75
6	Tyrel King	11	Hansen	40-01.25
7	Braden Barrett	10	Raft River	39-00.25
8	Dusty Yates	11	Council	38-09.50



Pole Vault

1	John Davis	11	Cascade	*13-02.00
2	Quinn Harper	11	Raft River	12-06.00
3	Brendon Baldus	12	Nezperce	12-00.00
3	Kyle McCall	12	Troy	12-00.00
5	Joe Silvers	11	Murtaugh	11-06.00
6	Isaac Dimmett	9	Cascade	11-00.00
7	Steve Cimbalik	12	Cascade	10-06.00
7	Royce Bauer	10	Cambridge	10-06.00




Discus Throw

1	Beau Whitney	10	Meadows Valley	152-09
2	Chase Frei	12	Highland	146-08
3	Deryk Barrett	12	Raft River	139-03
4	Blake Turner	12	Castleford	130-06
5	Keith Keating	12	Timberline	129-07
6	Joe Whitney	12	Meadows Valley	123-01
7	Andy James	10	Raft River	122-10
8	Ben Roseborough	12	Murtaugh	120-01



Long Jump

1	Richard May	11	Rockland	21-04.75
2	Andrew Hunt	10	Horseshoe Bend	20-07.25
2	Brandon Steigers	10	Kendrick	20-07.25
4	Corey Warner	12	Deary	19-10.50
5	Drew Maves	12	Castleford	19-09.25
6	Tyrel King	11	Hansen	19-08.25
7	Nate Dalin	12	Camas County	19-03.50
8	Justin Gillish	11	Mackay	18-11.00



Shot Put

1	Ben Roseborough	12	Murtaugh	44-04.50
2	Keith Keating	12	Timberline	44-02.75
3	Ben Spillett	12	Rockland	43-03.50
4	Beau Whitney	10	Meadows Valley	43-02.00
5	James Hegbloom	11	Mullan	42-11.75
6	Ammon McBride	12	Oakley	41-11.50
7	Tyrell Thomas	12	Raft River	41-08.50
8	Brendon Smith	12	Idaho City	40-04.00

* New 1A Record

1A Boys' Winners, continued



110 Meter Hurdles

1	Brandon Steigers	10	Kendrick	15.32
2	Matt Newkirk	12	Murtaugh	15.89
3	Trent Cummins	10	Murtaugh	16.04
4	Dakota Dalin	10	Camas County	16.74
5	Phil Elliott	10	Cole Valley Christian	16.76
6	Vance Dill	11	Dietrich	17.24
7	Jeff Harris	9	Nezperce	17.32
8	Isaac Dimmett	9	Cascade	18.24



1600 Meter Run

1	Tyler Rose	12	Cambridge	4:35.98
2	Landen Teeter	12	Hansen	4:37.02
3	Branden Teeter	12	Hansen	4:41.89
4	Cody Fowers	12	Hansen	4:46.27
5	Josh Dalton	10	Deary	4:48.68
6	Patrick Teaford	10	Troy	4:49.06
7	Brian Brown	11	Hagerman	4:49.46
8	Travis Green	11	Nezperce	4:55.15



300 Meter Hurdles

1	Shawn Hennefer	12	Carey	40.70
2	Matt Newkirk	12	Murtaugh	41.14
3	Corey Warner	12	Deary	41.27
4	Brandon Steigers	10	Kendrick	41.51
5	Cory Cardenas	12	Clark County	41.93
6	Nate Green	11	Council	42.10
7	T.J. Bingman	12	Cascade	42.75
8	Alan Potter	12	Clark Fork	42.99



3200 Meter Run

1	Tyler Rose	12	Cambridge	9:54.65
2	Branden Teeter	12	Hansen	9:56.90
3	Landen Teeter	12	Hansen	10:14.60
4	Cody Fowers	12	Hansen	10:16.77
5	Josh Dalton	10	Deary	10:24.91
6	Patrick Teaford	10	Troy	10:30.24
7	Jeff Carlson	11	Council	10:34.87
8	Jason York	12	Meadows Valley	10:34.92



100 Meter Dash

1	Andy Elliott	12	Cole Valley Christian	11.31
2	Richard May	11	Rockland	11.38
3	Nate Green	11	Council	11.44
4	Drew Maves	12	Castleford	11.62
5	Chris Baldus	11	Nezperce	11.69
6	Jesse Lemons	12	Camas County	11.72
7	Shawn Divine	11	Dietrich	11.78
8	Tom Knapp	12	Timberline	11.81




4x100 Meter Relay

1	Oakley	*44.82
2	Cole Valley Christian	44.83
3	Council	45.11
4	Deary	45.89
5	Garden Valley	46.08
6	Camas County	46.11
7	Kendrick	47.09
8	Mackay	47.72



200 Meter Dash

1	Robert Jones	11	Council	23.02
2	Andy Elliott	12	Cole Valley Christian	23.36
3	Adam Darrington	12	Raft River	23.48
4	Richard May	11	Rockland	23.61
5	Joe Edwards	10	Raft River	23.72
6	Chris Baldus	11	Nezperce	23.84
7	Toby Moore	10	Greenleaf Friends	24.00
8	Shawn Divine	11	Dietrich	24.48




4x200 Meter Relay

1	Raft River	1:33.73
2	Carey	1:34.33
3	Deary	1:34.51
4	Greenleaf Friends	1:35.60
5	Dietrich	1:36.02
6	Salmon River	1:37.70
7	Rockland	1:38.84
8	Highland	1:40.82




400 Meter Dash

1	Robert Jones	11	Council	*49.49
2	Destry Simpson	12	Carey	50.59
3	Chris Baldus	11	Nezperce	50.69
4	Kirk Ponto	11	Troy	51.09
5	Brian Rallens	11	Cole Valley Christian	51.42
6	Adam Darrington	12	Raft River	51.77
7	Jesse Dyer	11	Kootenai	52.15
8	Joe Edwards	10	Raft River	53.41



4x400 Meter Relay

1	Carey	3:30.44
2	Rockland	3:30.75
3	Nezperce	3:34.18
4	Cole Valley Christian	3:34.43
5	Dietrich	3:38.03
6	Hansen	3:41.35
7	Kootenai	3:43.50
8	Council	3:44.76



800 Meter Run

1	Destry Simpson	12	Carey	1:58.34
2	Branden Teeter	12	Hansen	2:01.14
3	Brian Brown	11	Hagerman	2:06.20
4	Gus Gustin	12	Kootenai	2:06.71
5	Jesse Pentzer	11	Highland	2:06.95
6	Tyson Hatch	11	North Gem	2:07.88
7	Jeff Carlson	11	Council	2:08.03
8	Blaine Hawkes	12	Oakley	2:08.14



1600 Sprint Medley

1	Hansen	3:47.35
2	Kootenai	3:47.36
3	Highland	3:50.93
4	Hagerman	3:51.15
5	Deary	3:51.69
6	Council	3:58.04
7	Idaho City	4:00.27
8	Clark County	4:20.99

state golf champions

5A: Highland Golf Course, Pocatello — May 19-20




Boys Team Championships

1st	Meridian	617
2nd	Coeur d'Alene	620
3rd	Capital	620
4th	Highland	623

Boys Medalist

Cody Wolfenbarger, Capital 69




Girls Team Championships

1st	Eagle	714
2nd	Twin Falls	732
3rd	Skyview	753
4th	Lewiston	768

Girls Medalist

Courtney McCracken, Eagle 79



4A: Sage Lakes Golf Course, Idaho Falls — May 19-20




Boys Team Championships

1st	Bishop Kelly	604
2nd	Vallivue	607
3rd	Century	621
4th	Jerome	629

Boys Medalist

Corey Bauer, Jerome 66



Girls Team Championships

1st	Caldwell	642
2nd	Vallivue	735
3rd	Post Falls	739
4th	Kuna	761

Girls Medalists

Elli Brown, Kuna 71




3A: Scotch Pines Golf Course, Payette — May 19-20

Boys Team Championships

1st	Weiser	643
2nd	Payette	660
3rd	Shelley	662
4th	Kimberly	667

Boys Medalists

Zack Abels, Kimberly 75




Girls Team Championships

1st	Snake River	748
2nd	Weiser	772
3rd	Shelley	802
4th	Buhl	857

Girls Medalists

Katie Higham, Shelley 77



2A: River Bend Golf Course, Homedale — May 19-20



Boys Team Championships

1st	Parma	639
2nd	McCall-Donnelly	650
3rd	Wendell	651
4th	Soda Springs	668

Boys Medalists

Gerit Grove, McCall-Donnelly 73




Girls Team Championships

1st	Homedale	776
2nd	Glenns Ferry	844
3rd	Firth	1032


Girls Medalists

Caitlin Parker, Homedale 92



May 16-17 — Boise & Caldwell

5A Boise Racquet & Swim Club



Team Champions
 1st Boise
 2nd Capital
 3rd Twin Falls
 4th Timberline

Coach
 Cory Winn
 Tom Campbell
 Shana Nalder
 Jeff Smith



Boys Singles
 1st Tristan Heinrich Boise
 2nd Steven Wolcott Boise
 3rd Zach Stotland Borah
 4th Cole Nielson Highland



Girls Singles
 1st Kiara Powell Capital
 2nd Laura Guth Timberline
 3rd Tara Tuttle Nampa
 4th Katie Zigars Eagle


Boys Doubles
 1st Eric MacMillan - Ian Timoney Twin Falls
 2nd Jim Looney - Flo Wilms Capital
 3rd Jan Michael Jordan - Chase Olbrich Boise
 4th John Meier - Quinn Olbrich Boise



Girls Doubles
 1st Lara Leoni - Holly Keys Boise
 2nd Hannah Johnson - Whitney Megale Capital
 3rd Sadie Sandquist - Lacy Pearson Pocatello
 4th Aleesha Richmond - Akiko Endo Highland



Mixed Doubles
 1st Ethan Asher - Carolyn Berry Boise
 2nd Landon Reese - Rachel Moorehead Capital
 3rd Chase Rogers - Channing Yip Centennial
 4th Troy Barnum - Amanda Howar Twin Falls



4A Vallivue High School



Team Champions
 1st Vallivue
 2nd Madison
 3rd Emmett
 4th t Sandpoint
 4th t Hillcrest

Coach
 Willard Coles
 Toby Anderson
 Terri Barrus
 Cheryl Klein
 Doug Anderson




Boys Singles
 1st Matt Bauscher Vallivue
 2nd Jordan Wahlin Sandpoint
 3rd Andrew Williamson Bishop Kelly
 4th Dustin Charters Emmett




Girls Singles
 1st Kyla Combs Vallivue
 2nd Andrea House Mountain Home
 3rd Meagan Bodily Caldwell
 4th Courtney Clark Century


Boys Doubles
 1st Cody Jensen - Mark Pittard Vallivue
 2nd Eric McClure - Josh Westerberg Vallivue
 3rd Ben Western - Matt Hartvigsen Madison
 4th Nick Barker - Phil Whipple Burley



Girls Doubles
 1st Katie Batt - Katie Combs Vallivue
 2nd Ashley Blevins - Ashley Martens Jerome
 3rd April Hallam - Andrea Bjorkman Emmett
 4th Cory Farnsworth - Liz Roberts Century



Mixed Doubles
 1st Jacob Fullmer - Brittany Fullmer Madison
 2nd Seth Jenkins - Alisha Cromwell Hillcrest
 3rd Sifa Tau - Lina Koumdiviea Vallivue
 4th Tyler Steward - Melanie Christensen Rigby



3A Timberline High School, Boise



Team Champions
 1st Homedale
 2nd t Community Sch
 2nd t Wood River
 3rd Weiser
 4th Fruitland

Coach
 Jim Smyth
 Mark Scribner
 Lisa Sedivy
 Mike Carpenter
 Judy Surmeier




Boys Singles
 1st Joel Evans Community School
 2nd Tyler Martin Community School
 3rd Adam Hines Culdesac
 4th Bryan Carpenter Weiser




Girls Singles
 1st Caity Jones Homedale
 2nd Anne Wemhoener Payette
 3rd Danielle Hopkins Weiser
 4th Amy Alexander Community School

Boys Doubles
 1st Drew Judson - Scott Schlager Fruitland
 2nd Pat Brennan - Danny Gaiepy Wood River
 3rd Travis Moss - Spencer Glenn Declo
 4th Talon Vickers - Eric Johnson Weiser



Girls Doubles
 1st Alysa Gluch - Kelly Roberts Homedale
 2nd Brynna Syme - McKenzie Gibbs Weiser
 3rd Allison Kelsey - Abby Fairman Wood River
 4th April Terrill - Carolyn Dees Fruitland



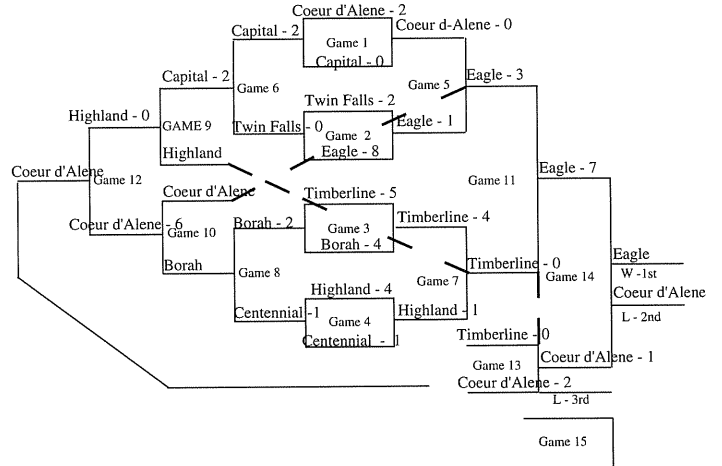
Mixed Doubles
 1st Dixon Mooseau - Hadley DeBree Wood River
 2nd Anthony Haskett - Carolyn Kaufman Homedale
 3rd Scott Weber - Emily Watson Parma
 4th Austin Blaylock - Alyson Page Parma



5A: May 22-24, 2003
Coeur d'Alene High School



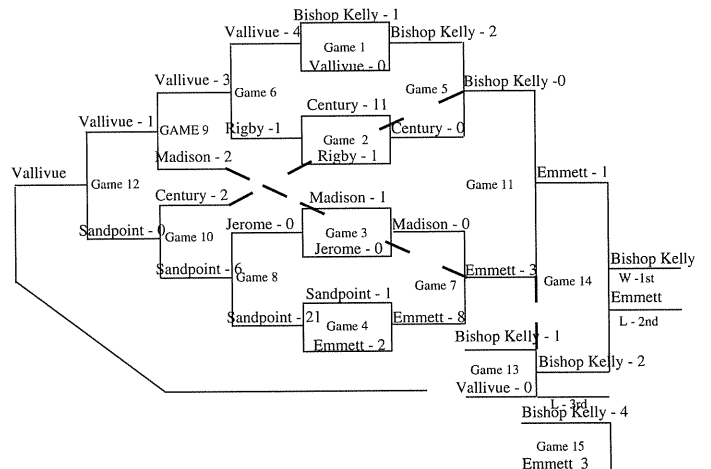
Eagle High School



4A: May 22-24, 2003
Post Falls High School



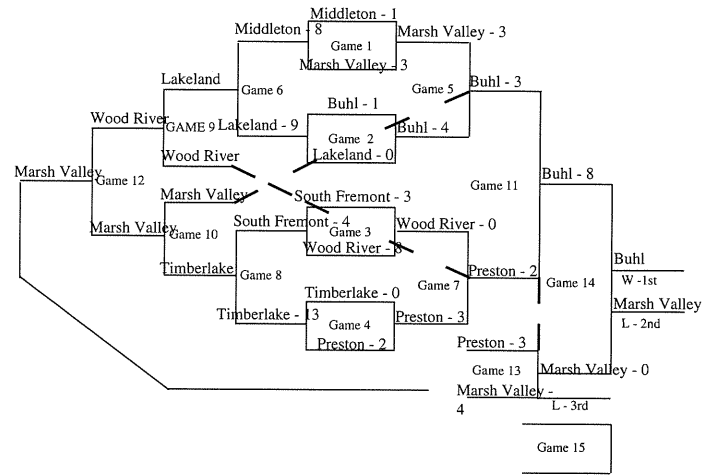
Bishop Kelly High School



3A: May 22-24, 2003
Buhl High School



Buhl High School



2A: May 22-24, 2003
Homedale High School



Parma High School

