

2004 — 2005

STATE TOURNAMENT

CHAMPIONS



December 3 - 4, 2004
Bonneville High School




Class A Teams

- 1st Centennial - Tracy Fuller, coach
- 2nd Century - JoAn Dilweg, coach
- 3rd Burley - Richard Call, coach

Class B Teams

- 1st Sugar-Salem - Gloria Stumme, coach
- 2nd American Falls - Dana Facer, coach
- 3rd Teton - Earl Squyres, coach

Individual Awards



Ensemble Acting - Serious

- 1st Byington, Richey, Clausen - Centennial
- 2nd Ray, Patterson, Hunter, Bounds - Centennial
- 3rd Farnsworth, Hymas - Sugar-Salem

Solo Acting - Serious

- 1st Brodie Smith - Sugar-Salem
- 2nd Ryan Jeppson - Sugar-Salem
- 3rd Melisa Peryra - Hillcrest




Ensemble Acting - Humorous

- 1st Fletcher, Robinson - Teton
- 2nd Morgan, Collette - Teton
- 3rd Jones, Ringle - Burley

Solo Acting - Humorous

- 1st Aaron Kirkland - Century
- 2nd Jeffrey Farnworth - Sugar Salem
- 3rd Whitney Vahlberg - Clearwater Valley




Ensemble Pantomime

- 1st Hurley, Donahoo - Highland
- 2nd Andreasen, Goody - Sugar-Salem
- 3rd Hardcastle, Sherwood - Bear Lake

Solo Pantomime

- 1st Trevor Clark Brook - Boise
- 2nd Kate Nee - Sugar Salem
- 3rd Bryce Fletcher - Teton




Original Acting - Serious

- 1st Jarryd Hanson - Coeur d'Alene
- 2nd Buttars, Nelson - Skyline
- 3rd Nick Duman - Coeur d'Alene

Solo Audition

- 1st Becca Bullenger - RiverStone Community School
- 2nd Emilie McDonagh - Eagle
- 3rd Joni Palmer - Centennial




Original Acting - Humorous

- 1st Smith, Hunter, Ray, Ratnayake - Centennial
- 2nd Byington, Goldy, Faster, McLachlan - Centennial
- 3rd Kyle Robinson - Teton

Tech Theatre - Properties

- 1st Gregorson, Rankin - Century
- 2nd Mecham, Andreason - Sugar-Salem
- 3rd Bondy, Fackrell - Centennial



Tech Theatre - Scene Design

- 1st Clinger, Timmons - American Falls
- 2nd Cook, Smith - Centennial
- 3rd Megan Pratt - Lake City

Tech Theatre - Costume Design

- 1st Mains, Powers - Blackfoot
- 2nd Melissa Fueling - Burley
- 3rd Casey Stannard - Moscow



Tech Theatre - Makeup

- 1st Simmons, Schmiter - Burley
- 2nd Friedrich, Miller - Lake City
- 3rd Goldy, Richey - Centennial

Twin Falls High School

March 11-12, 2005

Class A

Lincoln-Douglas

1st	Patrick Stone	Hillcrest
2nd	Mike Pugina	Skyline
3rd(t)	Ryon Sorg	Hillcrest
3rd(t)	Matt Rice	Hillcrest
Fin.	Joe Allen	Timberline
Fin.	Devin Bean	Blackfoot
Fin.	Lily Olsen	Eagle
Fin.	Timea Soos	Capital

LD Teams

1st	Hillcrest	<u>Coach</u>
2nd	Eagle	Amy Walker
		Herby Kojima

Policy

1st	Allen Jackson, Paul Montreuil
	Eagle
2nd	Brittany Horman, Lisa Pfof
	Hillcrest
3rd(t)	Stoddard Davenport, Michael Smith
	Madison
3rd(t)	Jenn Hager, Jeff Kunz
	Blackfoot
Fin.	Meghan McCurdy, Candi Kissinger
	Borah
Fin.	Sam Allen, Richard Boltizar
	Capital
Fin.	Grae Harper, Janne Knight
	Capital
Fin.	John Cutler, Carol Ann Denyer
	Hillcrest

Policy Teams

1st	Hillcrest	<u>Coach</u>
2nd	Capital	Amy Walker
		Pat Rich

Class B

Lincoln-Douglas

1st	Rudo Mudiwa	Century
2nd	Tevor Covington	Bonneville
3rd(t)	Regan Charlton	Century
3rd(t)	Danny Mortensen	Sugar-Salem
Fin.	Rebecca Richards	Liberty Charter
Fin.	Sarah Belmont	Bishop Kelly
Fin.	Brennan Weaver	Kuna
Fin.	Daniel VandenPloeg	South Fremont

LD Teams

1st	Century	<u>Coach</u>
2nd (t)	Bishop Kelly	Mark Klar
2nd (t)	Jerome	Sarah Quilici
		Michele McFarlane

Policy

1st	Sean Fay, Colin Farrell
	Pocatello
2nd	Stormy Aitken, Daniel Smith
	Snake River
3rd(t)	Summer Geary, Lindsay Colsen
	South Fremont
3rd(t)	Isaac Molsee, Adam Molsee
	South Fremont
Fin.	Gra;yson Badgley, Chris O'Neil
	Bishop Kelly
Fin.	Bridger Hinchcliff, Nathan Riggs
	Teton
Fin.	Kevin Singh, Corey Checketts
	Kuna
Fin.	Travis Smith, Caitlyn McAtee
	Bonneville

Policy Teams

1st	South Fremont	<u>Coach</u>
2nd	Teton	Margaret Oveson
		Clif Davis

Century High School
April 15-16

TEAM AWARDS

5A / 4A

- 1st Jerome - Scott Burton, coach
2nd Eagle - Herby Kojima, coach
3rd Hillcrest - Amy Walker, coach

3A / 2A / 1A

- 1st Sugar-Salem - Gloria Stumme, coach
2nd Filer - Kristy Forster, coach
3rd South Fremont - Margaret Oveson, coach

A PANEL EVENTS

Impromptu

- | | |
|---------------------|---------|
| 1. Dan Brubaker | Skyview |
| 2. Jason Montgomery | Skyview |
| 3. Nick Braddish | Eagle |

Extemporaneous

- | | |
|-------------------|-----------|
| 1. Colin Crawford | Skyline |
| 2. Rachel Esplin | Blackfoot |
| 3. Paul Montreuil | Eagle |

Panel Discussion

- | | |
|-----------------------|-----------|
| 1. Katelyn Kilburg | Lake City |
| 2. Brittany Christian | Lake City |
| 3. t Mike Riemers | Borah |
| 3. t Chad Gibbons | Nampa |
| 3. t Sean Fay | Pocatello |

Radio

- | | |
|------------------|--------|
| 1. Andrew Yankey | Nampa |
| 2. Josh Burnham | Jerome |
| 3. Gene Chandler | Nampa |

Retold Story

- | | |
|----------------------|-------------|
| 1. Jesse Rope | Hillcrest |
| 2. Jeffery Farnworth | Sugar-Salem |
| 3. Holly Lembrich | Hillcrest |

Expository

- | | |
|----------------------|------------|
| 1. Zoe Bardsley | Centennial |
| 2. Robin Critchfield | Filer |
| 3. Kylie Madsen | Filer |

B PANEL EVENTS

Serious Interp

- | | |
|------------------|-------------|
| 1. Brodie Smith | Sugar-Salem |
| 2. Amy Andreasen | Sugar Salem |
| 3. Camy Bingham | Jerome |

Humorous Interp

- | | |
|------------------|--------|
| 1. Anne Seil | Eagle |
| 2. Jodi Crozier | Jerome |
| 3. Brooke Poteet | Minico |

Duo Interp

- | | |
|-----------------------|-------------|
| 1. Farnworth / Hymas | Sugar-Salem |
| 2. Sorg / Horman | Hillcrest |
| 3. Primozych / Tanner | Lake City |

Original Oratory

- | | |
|---------------------|-----------|
| 1. Melissa Cook | Blackfoot |
| 2. Rachel Esplin | Blackfoot |
| 3. Carol Ann Denyer | Hillcrest |

After Dinner

- | | |
|----------------------|--------|
| 1. Robin Critchfield | Filer |
| 2. Patrick Rexroat | Jerome |
| 3. Josh Burnham | Jerome |

Salesmanship


- | | |
|-----------------|-----------|
| 1. Hailey Moore | Jerome |
| 2. Sean Fay | Pocatello |
| 3. Cody Gough | Borah |

Oratorical Analysis

- | | |
|------------------------|---------------|
| 1. Daniel Vander Ploeg | South Fremont |
| 2. Wayne Thompson | Jerome |
| 3. Krista Bustamante | Sugar-Salem |


5a state cross country

October 30, 2004
Kelly Park — Soda Springs



5A Girls

1.	Coeur d'Alene	72
2.	Skyline	85
3.	Boise	93
4.	Eagle	96



5A Boys

1.	Capital	49
2.	Boise	54
3.	Idaho Falls	85
4.	Borah	104

1	Hilary McClendon	11	Eagle	19:39.02
2	Bre Sande	12	Lake City	19:49.29
3	Dana Morgan	11	Boise	19:53.72
4	Kristin Palmer	11	Coeur d' Alene	20:01.46
5	Rilee Buttars	12	Skyline	20:03.46
6	Anna Stone	10	Coeur d' Alene	20:03.87
7	McKenzie Walton	12	Skyline	20:30.07
8	Bradi Hutchinson	9	Highland	20:39.43
9	Maddie Coffman	12	Boise	20:48.02
10	Katherine Gallagher	11	Eagle	20:51.77
11	Karleigh Gempler	10	Borah	20:53.08
12	Erica Wendt	10	Skyline	21:08.91
13	Marcella Bosch	12	Borah	21:14.24
14	Kerynn Davis	11	Mountain View	21:26.08
15	Ali Jones	11	Capital	21:33.24
16	Monica Rust	10	Capital	21:41.78
17	Rebekah McGourty	10	Boise	21:44.62
18	Cheyenne Brown	11	Coeur d' Alene	21:45.15
19	Shannon Small	11	Eagle	21:56.71
20	Bri Gordon	10	Lake City	21:59.12

1	Michael Armon	10	Coeur d' Alene	16:52.52
2	Sawyer Bosch	10	Borah	17:08.73
3	Bryant Denson	10	Boise	17:13.43
4	Matt Racine	12	Capital	17:31.74
5	Josh Ward	12	Capital	17:36.05
6	Eric Follet	11	Idaho Falls	17:39.39
7	Alex Goold	10	Mountain View	17:41.45
8	Brian Cordova	12	Capital	17:44.66
9	Brandon Frisbee	11	Borah	17:51.90
10	Pat Bradbury	12	Timberline	17:52.13
11	Alex Hoerger	12	Boise	17:52.63
12	Jake Anderson	12	Highland	17:53.29
13	Thor Kooda	12	Skyline	17:54.81
14	Jon Williams	12	Timberline	17:59.03
15	Jeff Oakes	12	Capital	17:59.37
16	John Mering	11	Boise	18:00.08
17	Royce Hyland	11	Boise	18:00.31
18	Cameron Butler	11	Idaho Falls	18:01.28
19	Tyler Jones	11	Twin Falls	18:03.02
20	Robbie Simmonds	11	Idaho Falls	18:04.50

Hilary McClendon



Michael Armon



October 30, 2004
Kelly Park — Soda Springs



4A Girls

1.	Bishop Kelly	41
2.	Century	78
3.	Hillcrest	93
4.	Pocatello	119



4A Boys

1.	Hillcrest	49
2.	Nampa	80
3.	Bishop Kelly	102
4.	Madison	110


1	Carissa Lee	10	Jerome	20:16.12
2	Stephanie Johnson	11	Burley	20:38.33
3	Melissa McFadden	11	Post Falls	20:49.03
4	Megan Rolland	11	Emmett	21:04.52
5	Rachelle Hawkins	12	Bishop Kelly	21:06.96
6	Cara Gillespie	9	Bishop Kelly	21:11.92
7	Emma McInturff	9	Century	21:13.30
8	Stephanie Manwaring	12	Hillcrest	21:33.89
9	Amanda DeHaas	12	Bishop Kelly	21:35.86
10	Bethany McInturff	9	Century	21:36.90
11	Sarah Gutterud	11	Century	21:40.08
12	Lauren Stevens	9	Bishop Kelly	21:40.60
13	Kathy Cole	11	Kuna	21:41.07
14	Christa Hughes	10	Nampa	21:41.82
15	Molly-Lee Painter	11	Moscow	21:47.37
16	Krista McCullough	12	Nampa	21:57.88
17	Kelly Brauch	11	Hillcrest	21:59.12
18	Jeanna Ritter	9	Hillcrest	22:02.68
19	Amber Lenneman	11	Pocatello	22:03.16
20	Rachel Toldness	12	Moscow	22:04.79

1	Jason McKee	12	Century	17:14.55
2	Gary Attebury	12	Hillcrest	17:28.34
3	Kevin Higgs	10	Nampa	17:38.91
4	Ben Larsen	11	Hillcrest	17:49.96
5	Steven Potratz	12	Moscow	17:52.93
6	Harrison Livsey	12	Hillcrest	17:58.19
7	Darin Anderson	12	Vallivue	18:02.64
8	Mike Tobiason	11	Bishop Kelly	18:06.47
9	Paul Sartin	10	Bishop Kelly	18:08.10
10	Ed Christenson	10	Burley	18:09.44
11	Kyle Donohue	12	Nampa	18:10.00
12	Chris Perkins	12	Madison	18:11.06
13	Dallin Weeks	10	Madison	18:11.33
14	Oliver Rosales	12	Vallivue	18:16.83
15	David Perkins	11	Madison	18:22.88
16	Brandon Sloan	11	Mountain Home	18:23.66
17	Scott Baird	12	Hillcrest	18:24.90
18	Dan Rowley	11	Emmett	18:25.17
19	Phillip Vincent	11	Nampa	18:25.77
20	Conrad Lee	12	Jerome	18:26.41

Carissa Lee




Jason McKee



3a state cross country

October 30, 2004
Kelly Park — Soda Springs



3A Girls

- | | | |
|----|---------------|-----|
| 1. | Bear Lake | 36 |
| 2. | Weiser | 65 |
| 3. | Bonnars Ferry | 129 |
| 4. | Middleton | 129 |

3A Boys

- | | | |
|----|-------------|-----|
| 1. | Bear Lake | 58 |
| 2. | Snake River | 72 |
| 3. | Gooding | 108 |
| 4. | Teton | 108 |


1	Sheralyn Davidson	10	Bear Lake	20:35.20
2	Cydney Jacobsen	9	Bear Lake	20:50.85
3	Amanda Palmer	9	Weiser	21:27.15
4	Sarah Armstrong	12	McCall-Donnelly	21:42.04
5	Erin Heffron	11	Teton	21:46.59
6	Kate Eborn	11	Bear Lake	22:00.17
7	Samantha Robert	10	Middleton	22:02.57
8	Chelsea Cazier	10	Timberlake	22:08.97
9	Erika James	9	Bear Lake	22:12.65
10	Whitney Payment	10	Priest River	22:20.21
11	Angelina Juarez	10	Weiser	22:25.24
12	Stephanie Kidman	11	Shelley	22:34.86
13	Melody Braden	9	Bonnars Ferry	22:38.18
14	Kwani Hale	9	Snake River	22:40.44
15	Jenni Vanhoozer	10	Buhl	22:41.24
16	Paige Walker	11	Weiser	22:43.19
17	Angela Wiggins	11	Weiser	22:45.63
18	Erika Dornfeld	12	Bonnars Ferry	22:46.66
19	Heidi Goedhart	11	Declo	22:49.61
20	Alyssa Mattison	12	Timberlake	22:50.91

1	Dallas Eborn	12	Bear Lake	16:31.02
2	Bryce Fletcher	12	Teton	17:23.89
3	Ian Faurot	11	McCall-Donnelly	17:45.22
4	Perry Webb	12	Weiser	17:55.37
5	Tyler Zwiers	11	Timberlake	17:59.77
6	Tyler Pickens	11	Gooding	18:00.63
7	Kurtis Nelson	12	Gooding	18:01.79
8	Richie Bonney	12	Snake River	18:04.56
9	Andrew Fletcher	12	Declo	18:05.66
10	Tate Hansen	12	Snake River	18:07.74
11	Lance Mecham	12	Bear Lake	18:16.57
12	Tanner Saxton	9	Bear Lake	18:21.29
13	Tyrell Woodbury	12	Sugar-Salem	18:30.79
14	Matt Coryell	11	Middleton	18:32.31
15	Jake Timothy	10	Bear Lake	18:35.02
16	Andy Harper	10	Snake River	18:43.18
17	Tyler Powers	12	Kellogg	18:49.63
18	Cody Marshall	11	Snake River	18:55.48
19	Andrew Lamm	11	Bear Lake	18:57.57
20	Adam Taylor	12	Snake River	19:00.31

Sheralyn Davidson



Dallas Eborn




October 30, 2004
Kelly Park — Soda Springs



2A Girls

- | | | |
|----|-----------------|----|
| 1. | Firth | 41 |
| 2. | Soda Springs | 74 |
| 3. | Nampa Christian | 76 |
| 4. | Valley | 79 |

1	Lacey Holder	10	Firth	20:38.57
2	Mali Noyes	10	Community School	20:40.86
3	Andrea Reed	12	Ririe	20:53.49
4	Jaclyn Puga	10	Nampa Christian	20:58.64
5	Lisa Romer	9	Valley	21:01.57
6	Ashley Puga	12	Nampa Christian	21:07.36
7	Haiden Siepert	10	Soda Springs	21:29.03
8	Chelsea McEwen	11	Valley	21:39.95
9	Brook Nielson	10	Firth	21:46.10
10	Brina Nielson	10	Firth	21:47.63
11	Jamie Brown	12	Ririe	21:56.81
12	Beth Bailey	10	Troy	21:58.60
13	Jennifer Schiess	11	Firth	22:08.87
14	Bethany Peterson	9	Firth	22:10.26
15	Megan Bullers	11	Valley	22:12.95
16	Andrea Christensen	11	Firth	22:17.14
17	Sherin Olson	10	Soda Springs	22:36.84
18	Kaycie Clark	9	Soda Springs	23:02.65
19	Emily Hetrick	12	Greenleaf Friends	23:06.70
20	Allie Brown	10	Soda Springs	23:08.44




2A Boys

- | | | |
|----|--------------|-----|
| 1. | Firth | 37 |
| 2. | Malad | 50 |
| 3. | Soda Springs | 96 |
| 4. | Butte County | 157 |

1	Keane Shuler	12	Soda Springs	16:40.73
2	Steve Atkinson		Malad	16:52.40
3	Trevor Price		Malad	17:24.80
4	Bradley Petersen	12	Firth	17:46.69
5	Josh Dalton	12	Deary	17:56.74
6	Cory Kniep	12	Shoshone	17:58.82
7	Seth Clark	11	Grangeville	18:12.71
8	Casey Ward	11	Firth	18:13.30
9	Brad Ivie	12	Firth	18:23.70
10	Robin Bullcreek		Malad	18:32.24
11	Brett McKinnon	12	Firth	18:35.86
12	Tony Brown	10	Soda Springs	18:38.29
13	Jason Towery	9	Nampa Christian	18:39.99
14	Jake Walker	12	Firth	18:41.04
15	Patrick Teaford	12	Troy	18:42.11
16	Will Rose	11	Oakley	18:44.49
17	Darren McKinnon	10	Firth	18:44.86
18	Darwin King	12	Butte County	18:45.39
19	Devin Peterson	10	Firth	18:59.70
20	Jackson Burk	11	Bliss	19:00.41



Lacey Holder



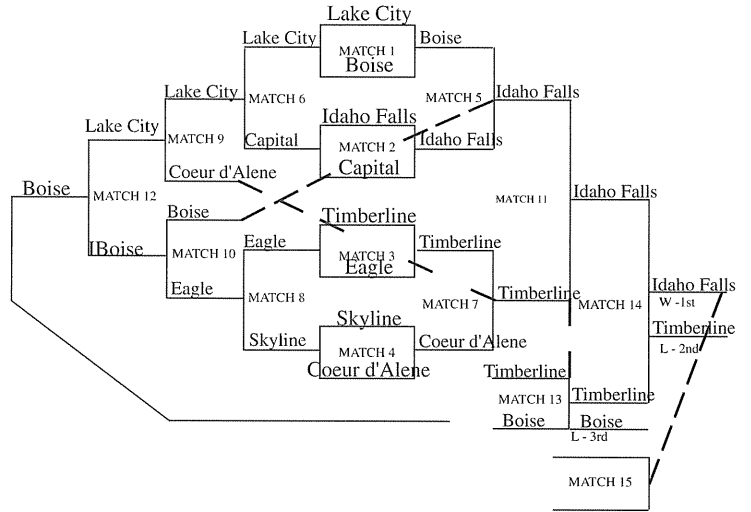
Keane Shuler

volleyball champions

5A October 29 - 30
at Idaho Falls High School



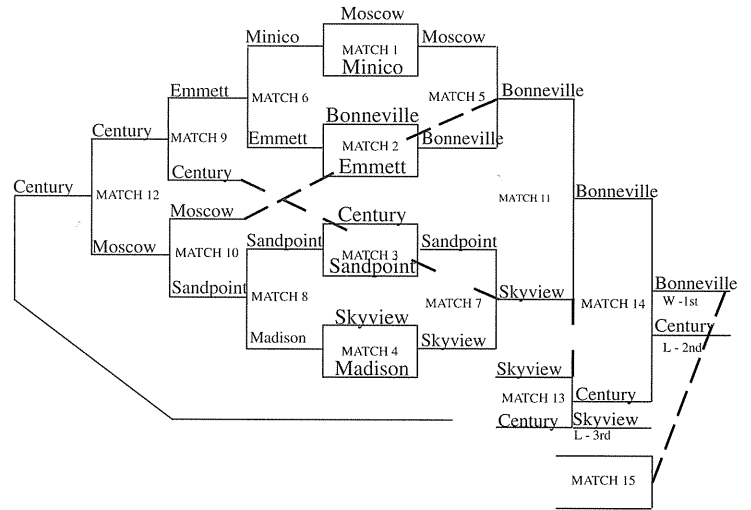
Idaho Falls High School




4A October 29 - 30
at Bonneville High School



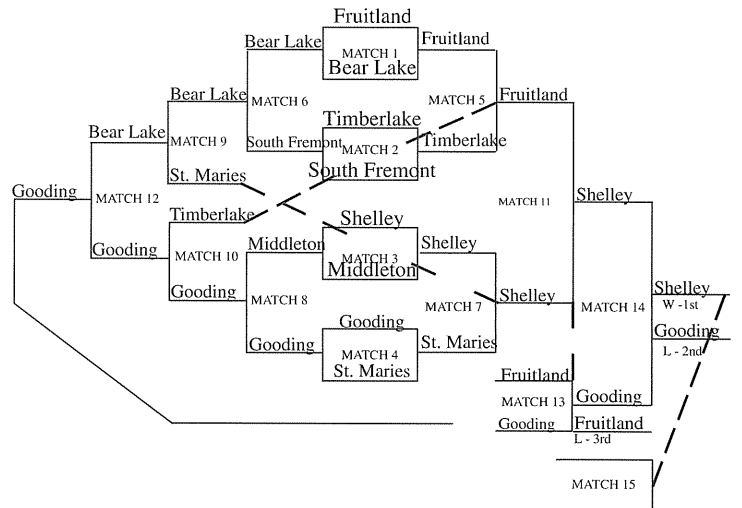
Bonneville High School



3A October 29 - 30
at Shelley High School



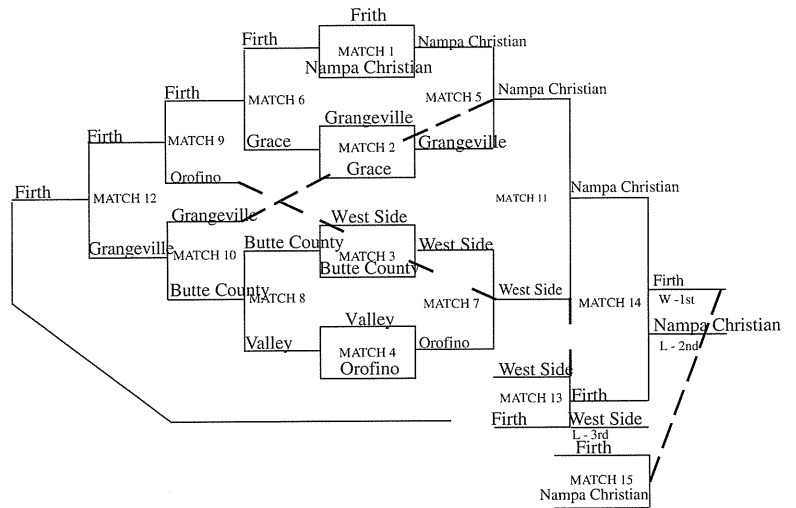
Shelley High School




2A October 29 - 30
at Hillcrest High School



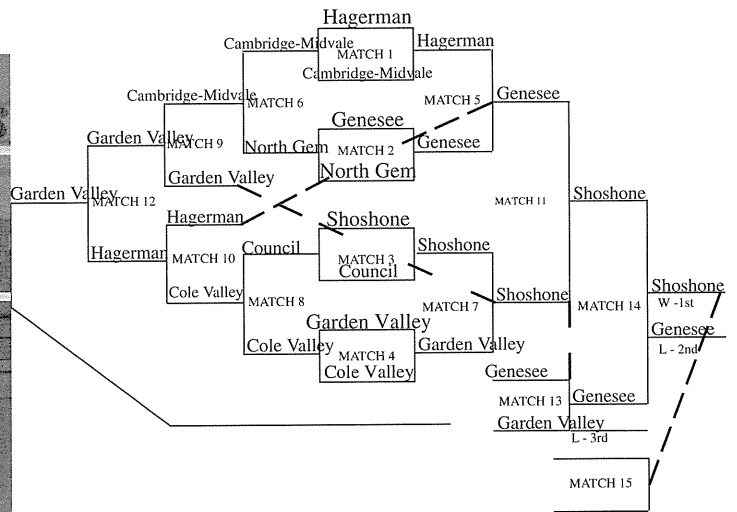
Firth High School



1A October 28 - 30
at Declo High School



Shoshone High School



Officials for the State Volleyball Tournament

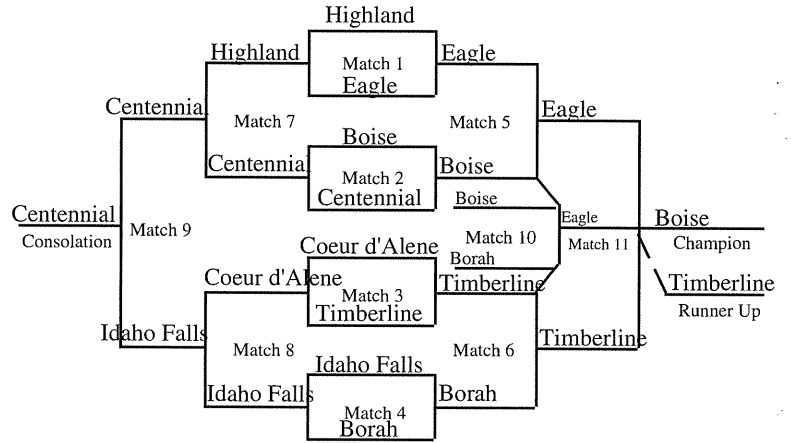
- District I Lisa Paull, Rayna Longstreet, Jennifer Weil
- District II Sally Greene, Marty Lytle, Sharon Rauch
- District III Michelle Spell, Lovena Magalsky, Patti Lungren
- District IV Laurie Howard, Velma Jean Mabey, Sharon Lutkehus, Bob Wayment, Roanne Gillette
- District V Julie Burke, Jeff Horrocks, Randy Moser, Burke Burns, Laurel Van Orden, Carol Bowman, Leslie Simmons
- District VI Tracy Brown, Gini Porter, Norm Kane, Lyn Holt, Jennifer Stewart, Nate Chipman, Jan Hovis

5a state soccer champions

October 28 - 30, 2004
Capital Soccer Complex, Boise



Boise High School

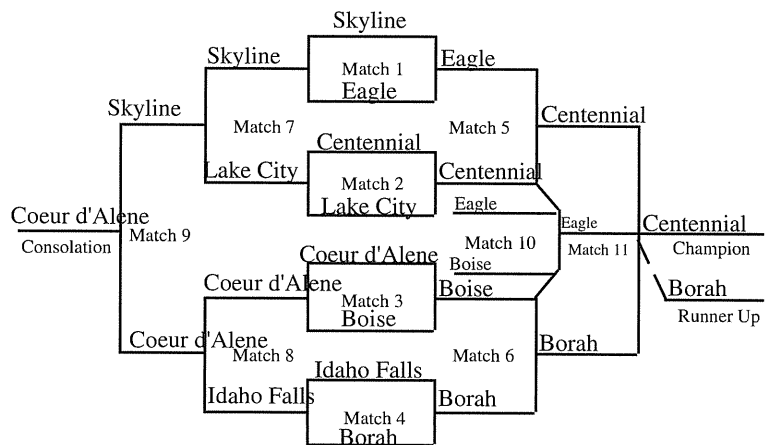


Officials

- District I David Day, Marcos Maldonado, Cody Palmer, Dave Palmer, Joanie Young
- District II Christopher Legg
- District III Jim Wolfe, Robert Burnett, Joe Sanchez, Fred DiLorenzo, Joe Chertudi, Nick Androlewicz, Dave Keefer, Rama Vadapalli, Drew Williams, Alan Herzfeld, Tom Dater, Rolf Bitsch, Bob Hendry, Carl Henrikson, Mark Dougal, Richard Grigg
- District IV John Jacobson, Steve Keefer, Ken Edmonds, Peter Doble, Steve Kearns
- District V Marc Garcia, Richard Inouye, John Knox, Robert Arnold
- District VI Jeff Brower, Kirk Polatis, Bobbi Tracy, Randy Gardner



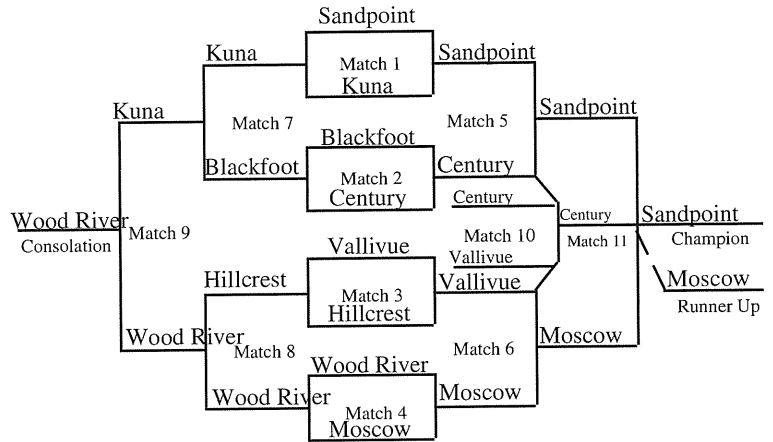
Centennial High School



October 28 - 30, 2004
Capital Soccer Complex, Boise




Sandpoint High School

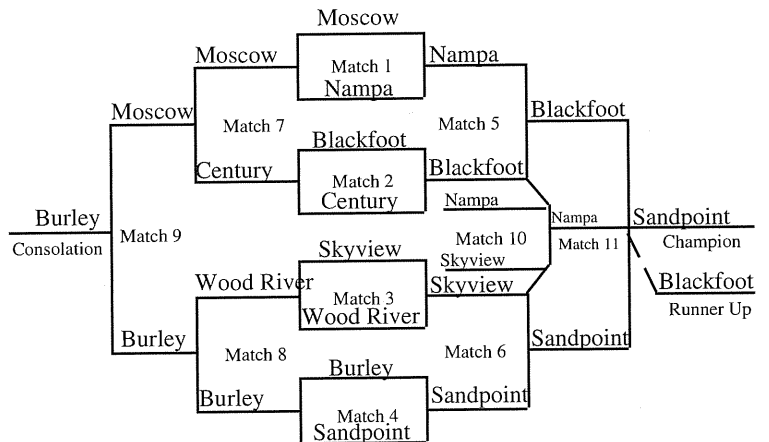


Officials

- District I David Day, Marcos Maldonado, Cody Palmer, Dave Palmer, Joanie Young
- District II Christopher Legg
- District III Jim Wolfe, Robert Burnett, Joe Sanchez, Fred DiLorenzo, Joe Chertudi, Nick Androlewicz, Dave Keefer, Rama Vadapalli, Drew Williams, Alan Herzfeld, Tom Dater, Rolf Bitsch, Bob Hendry, Carl Henrikson, Mark Dougal, Richard Grigg
- District IV John Jacobson, Steve Keefer, Ken Edmonds, Peter Doble, Steve Kearns
- District V Marc Garcia, Richard Inouye, John Knox, Robert Arnold
- District VI Jeff Brower, Kirk Polatis, Bobbi Tracy, Randy Gardner



Sandpoint High School

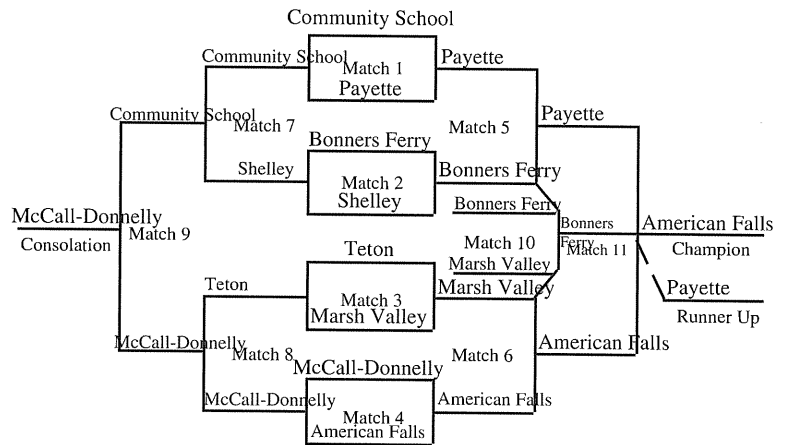


3a state soccer champions

October 28 - 30, 2004
Capital Soccer Complex, Boise




American Falls High School

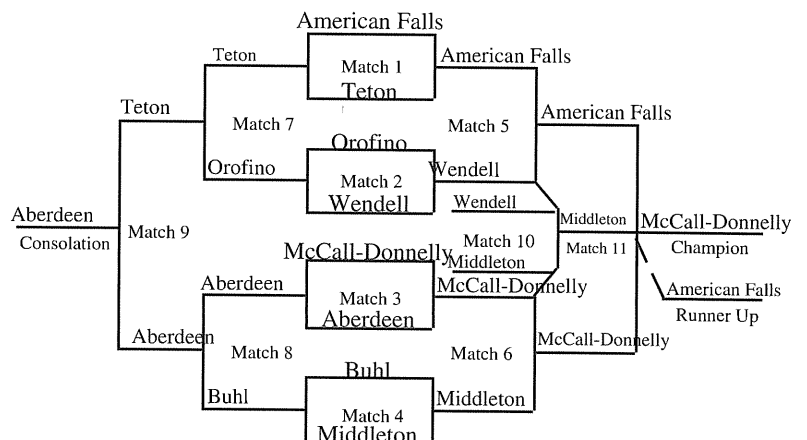


Officials


- District I David Day, Marcos Maldonado, Cody Palmer, Dave Palmer, Joanie Young
- District II Christopher Legg
- District III Jim Wolfe, Robert Burnett, Joe Sanchez, Fred DiLorenzo, Joe Chertudi, Nick Androlewicz, Dave Keefer, Rama Vadapalli, Drew Williams, Alan Herzfeld, Tom Dater, Rolf Bitsch, Bob Hendry, Carl Henrikson, Mark Dougal, Richard Grigg
- District IV John Jacobson, Steve Keefer, Ken Edmonds, Peter Doble, Steve Kearns
- District V Marc Garcia, Richard Inouye, John Knox, Robert Arnold
- District VI Jeff Brower, Kirk Polatis, Bobbi Tracy, Randy Gardner



McCall-Donnelly High School



**5A Milk Bowl — Holt Arena, Pocatello
November 19, 2004**



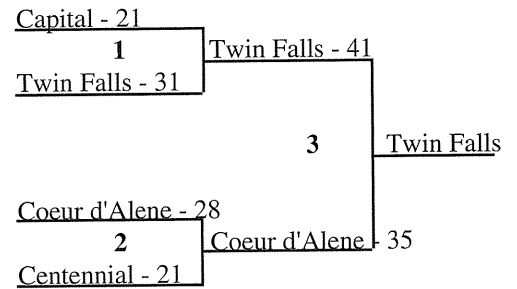
Twin Falls High School

Game 1 Capital vs. Twin Falls
Nov. 12, 2004 — Bronco Stadium, Boise
Officials: Frank Fullmer, Steve Jones,
Jerry Helgeson, Jack Jones, Ron Crowe


Game 2 Coeur d'Alene vs. Centennial
Nov. 12, 2004 — Coeur d'Alene HS
Officials: Bob Burton, Ken Maring,
Paul Manzardo, Steve Currie, Rich Poulson

Game 3 Twin Falls vs. Coeur d'Alene
Nov. 19, 2004 — Holt Arena, Milk Bowl
Officials: Frank Fullmer, Jeffy Helgeson,
Jack Jones, Steve Jones, Scott Orr

5A



**4A Milk Bowl — Bronco Stadium, Boise
November 19, 2004**



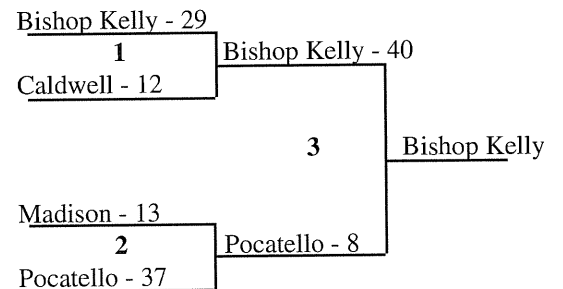
Bishop Kelly High School

Game 1 Bishop Kelly vs. Caldwell
Nov. 12, 2004 — Bishop Kelly HS.
Officials: Steve Renberg, Bryan Law,
Scott Orr, Vince Leedy, Gary Bassett

Game 2 Madison vs. Pocatello
Nov. 12, 2004 — Holt Arena, Pocatello
Officials: Art Watkins, Luis Eguisquiza,
Gerry Hildreth, Kirby Butler,
Sean Standley


Game 3 Bishop Kelly vs. Pocatello
Nov. 19, 2004 — Bronco Stadium, Milk Bowl
Officials: Gary Allen, Corky Fazio,
Dan Marsh, Mike Tatko, Tom woods

4A




3a & 2a state football champions

3A Milk Bowl — Bronco Stadium, Boise November 18, 2004



McCall-Donnelly High School



Game 1 Timberlake vs Fruitland
Nov. 6, 2004 - Timberlake HS
Officials: Bob Burton, Bob Ruiz,
Lon Postulka, Carmen Conti,
Jason Jenkins

Game 2 McCall-Donnelly vs. Filer
Nov. 6, 2004 - McCall-Donnelly HS
Officials: Vince Leedy, Henry Hixson,
Larry Hogg, Gary Barnes, Dan Yraguen

Game 3 Declo vs. Salmon
Nov. 5, 2004 - Declo HS
Officials: Ken Lively, Russ Taylor,
Rob Kelly, Kevin Thurston,
Don Garner


Game 4 Marsh Valley vs. Shelley
Nov. 6, 2004 - Holt Arena
Officials: Arne Jones, Dennis Oliver,
Terry Jones, Greg Harding,
TR Campbell

Game 5 Timberlake vs McCall-Donnelly
Nov. 13, 2004 - Timberlake HS
Officials: Terry Gorton, Tom Brown,
Rob Robinson, Nate Hudson,
Bill Clark


Game 6 Declo vs. Marsh Valley
Nov. 13, 2004 - Declo HS
Officials: Steve Thomas, Dave
Ringle, Leon Clegg, Ken Lively,
Marty Hurd

Game 7 McCall-Donnelly vs. Marsh Valley
Nov. 19, 2004 - Bronco Stadium, Milk Bowl
Officials: Kirby Butler, Luis Eguisquiza,
Brent Larson, Gabe Ostyn, Sean Standley

2A Milk Bowl — Holt Arena, Pocatello November 19, 2004



West Side High School



Game 1 Melba vs. Orofino
Nov. 6, 2004 - Melba HS
Officials: Bob Hogg, Chris
Shephard, Bob Barowsky, Dallas
Flisher, Ron Crowe

Game 2 Kamiah vs. New Plymouth
Nov. 6, 2004 - Kamiah HS
Officials: Corky Fazio, Mike
Tatko, Gary Allen, Dan Marsh,
Mike Czmowski

Game 3
Nov. 6, 2004 - Holt Arena
Officials: Luis Eguisquiza, Gabe
Ostyn, Leon Clegg, Eric
Williams, Marty Hurd


Game 4 West Side vs. Soda Springs
Nov. 6, 2004 - Holt Arena
Officials: Doug Carlson, Gary Carlson,
Adam Clark, Brian Carlson, Gerald
Christiansen

Game 5 Melba vs. New Plymouth
Nov. 13, 2004 - New Plymouth HS
Officials: Jeff Schiller, Bill McCarrel,
Rich Grimes, Greg Tuttle,
Dan Yraguen

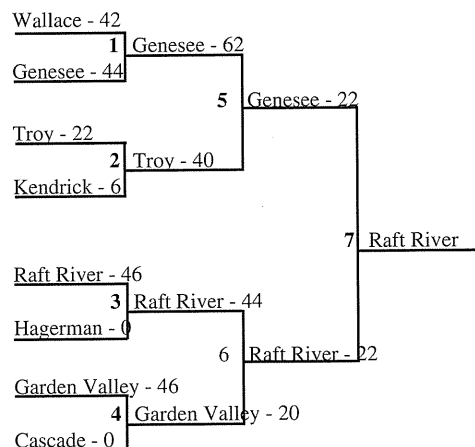
Game 6 Wendell vs. West Side
Nov. 12, 2004 - Holt Arena
Officials: Chris Bitton, Ken Vance,
Shawn Crowley, Roland Wood,
Don Gardner

Game 7 New Plymouth vs. West Side
Nov. 19, 2004 - Holt Arena, Milk Bowl
Officials: Dan Andreason, Hugh Foster, Alan
Gardner, Chris Gardner, Bill Sponenburgh

1A Div. I 8-Man Milk Bowl — Kibbie Dome, Moscow November 19, 2004



Raft River High School



Game 1: Wallace vs. Genesee

Nov. 6, 2004 - Wallace HS
 Officials: Rob Robinson, Greg Washington, Kevin Hanson, Scott Harris, Rich Poulson

Game 2: Troy vs. Kendrick

Nov. 5, 2004 - Troy HS
 Officials: Tom Woods, Dan Davenport, Jim Bershaw, Butch Croy, Bobby Hicks

Game 3: Raft River vs. Hagerman

Nov. 5, 2004 - Raft River HS
 Officials: Steve Thomas, Roland Wood, Tim Tomlinson, Brent Larson

Game 4: Garden Valley vs. Cascade

Nov. 6, 2004 - Garden Valley HS
 Officials: Jim Carr, Tom Dale, Larry Shippy, Sane Polard

Game 5: Genesee vs. Troy

Nov. 13, 2004 - Genesee HS
 Officials: Corky Fazio, Tom Woods, Gary Allen, Don Marsh, Mike Tatko


Game 6: Raft River vs. Garden Valley

Nov. 12, 2004 - Raft River HS
 Officials: Brent Larsen, Eric Williams, Rick Dayley, Rob Kelly


Game 7: Genesee vs. Raft River

Nov. 19, 2004 - Kibbie Dome, Milk Bowl
 Officials: Tom Brown, Bill Clark, Steve Currie, Terry Gorton, Dan Malcolm

1A Div. II 8-Man Milk Bowl — Holt Arena November 19, 2004



Horseshoe Bend High School



Game 1: Clark Fork vs. Mullan

Nov. 5, 2004 - Clark Fork HS
 Officials: Terry Gorton, Dick Kochansky, Bernie Henderwerk, Steve Hanni, Paul Manzarolo

Game 2: Horseshoe Bend vs. Notus

Nov. 6, 2004 - Horseshoe Bend HS
 Officials: Jack Jones, Frank Fullmer, Scott Orr, Kevin Leishman

Game 3: Camas County vs. North Gem

Nov. 6, 2004 - Camas County HS
 Officials: Sean Standley, Joe Lemoine, Brad Newbry, Brian Shields

Game 4: Mackay vs. Richfield

Nov. 5, 2004 - Mackay HS
 Officials: Dave Sire, Nate Chipman, Dan Andreason, Tad Pearson, Chris Gardner

Game 5: Clark Fork vs. Horseshoe Bend

Nov. 13, 2004 - Clark Fork HS
 Officials: Bob Ruiz, Rick Rasmussen, Doug Brown, Toni Rinaldi, Jim White

Game 6: Mackay vs. Camas County

Nov. 13, 2004 - Mackay HS
 Officials: Chris Gardner, Alan Gardner, Brent Martin, Bill Sponenburgh, Dan Andreason

Game 7: Mackay vs. Horseshoe Bend

Nov. 19, 2004 - Holt Arena, Milk Bowl
 Officials: Doug Carlson, Gary Carlson, Gerald Christiansen, Greg Harding, Dennis Oliver


girls' state basketball champions

5A



Boise High School

February 17 - 19, 2005
The Idaho Center, Nampa




4A



Bonneville High School

February 17 - 19, 2005
Mountain View High School, Meridian

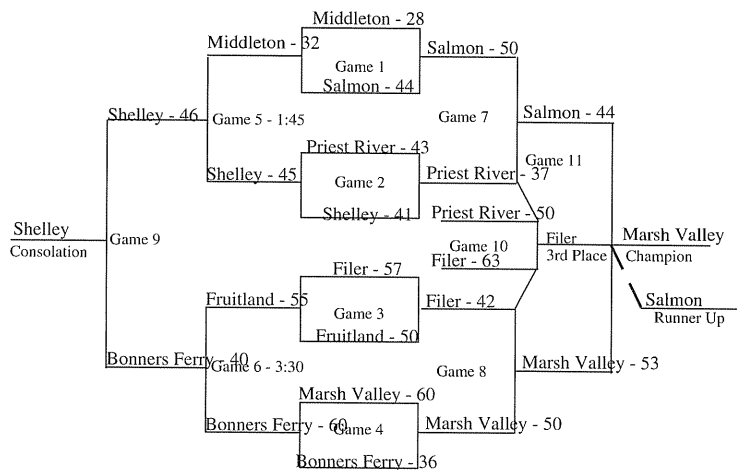


3A



Marsh Valley High School

February 17 - 19, 2005
Kuna High School, Kuna




Officials

- District I: David Oakes, John Posnick, Mike Floch, Rayna Longstreet
- District II: Shannon Wilson, Warren Beckman, Darren Malm, Corky Fazio
- District III: Perry Kerfoot, Mikell Dockter, Garret Nancolas, Tim Gridley
- District IV: Tim Adams, Dusty Twitchell, Rick Dayley, Andy Prescott
- District V: Greg Harding, Brian Blad, Gerald Christensen, Brian Carlson
- District VI: Lynn Smith, Dan Andreason, Brad Hadley, Brant Kerbs


girls' state basketball champions

2A

February 17 - 19, 2005
Middleton High School




Grangeville High School

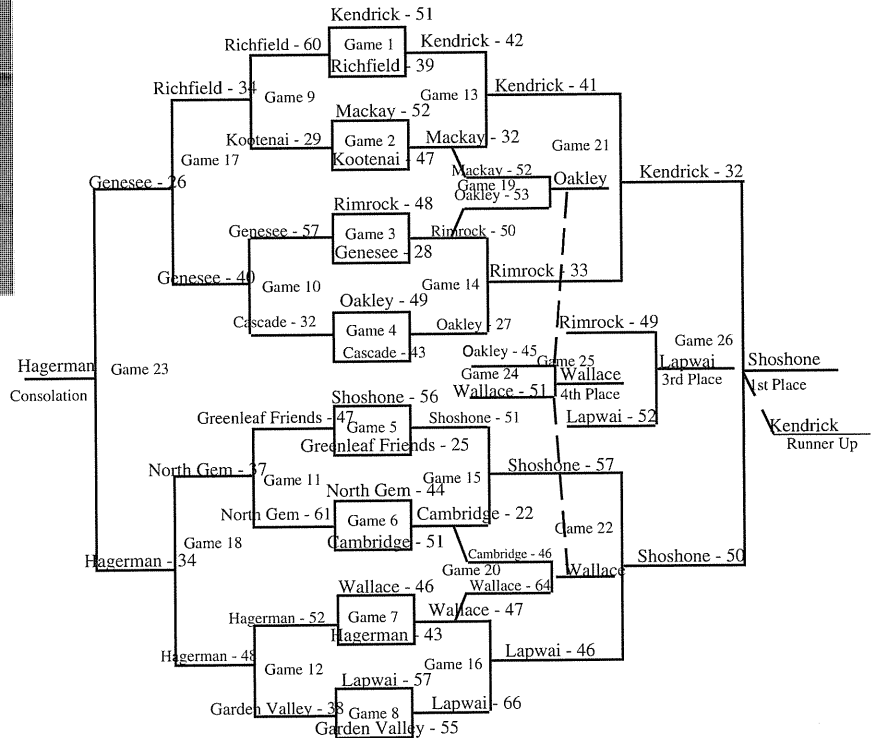


1A

February 16 - 19, 2005
Nampa & Skyview High Schools



Shoshone High School



Officials

- District I
- District II
- District III
- District IV
- District V
- District VI

David Oakes, John Posnick, Mike Floch, Rayna Longstreet
Shannon Wilson, Warren Beckman, Darren Malm, Corky Fazio
Perry Kerfoot, Mikell Dockter, Garret Nancolas, Tim Gridley
Tim Adams, Dusty Twitchell, Rick Dayley, Andy Prescott
Greg Harding, Brian Blad, Gerald Christensen, Brian Carlson
Lynn Smith, Dan Andreason, Brad Hadley, Brant Kerbs

5a state wrestling individual champions

The Idaho Center, Nampa

February 24 - 26, 2005

Team Champions

1. Eagle	230.0
2. Idaho Falls	180.0
3. Coeur d'Alene	175.5
4. Centennial	165.0

Officials

Merrill Owens	Ryan Wood	George Germer	Don Scoles
Rich Kriete	Dan Neef	Toby Cummings	Rick Stimpson
Craig Maki	Tim Matthews	Arne Jones	Mike Hugues
David George	Jon Cook	Layne Dalley	Alan Gardner



103 LBS.

- | | |
|------------------------|---------------|
| 1. Seth Unterseher (9) | Capital |
| 2. Eric Thronton (9) | Meridian |
| 3. Trent Johnston (10) | Eagle |
| 4. Nick Haycock (11) | Mountain View |
| 5. Greg Lee (11) | Coeur d'Alene |
| 6. Jordan Johnson (9) | Idaho Falls |



112 LBS.

- | | |
|--------------------------|------------|
| 1. Jaron Hathaway (9) | Eagle |
| 2. Paul Gentry (11) | Meridian |
| 3. Lee Wright (11) | Lewiston |
| 4. Josh Paulson (10) | Capital |
| 5. Eric Giles (10) | Capital |
| 6. Shane Stephenson (10) | Centennial |



119 LBS.

- | | |
|---------------------------|---------------|
| 1. Preston Gentry (11) | Meridian |
| 2. Burke McArthur (12) | Eagle |
| 3. Greg Einerson (11) | Idaho Falls |
| 4. Spencer Oldemeyer (11) | Borah |
| 5. Brandon Jones (12) | Timberline |
| 6. Isaak Lawlor (10) | Coeur d'Alene |



125 LBS.

- | | |
|-------------------------|---------------|
| 1. Chavis Jackson (12) | Centennial |
| 2. Ryan Shuman (11) | Highland |
| 3. Jason Elleflood (12) | Coeur d'Alene |
| 4. Avery Garner (10) | Centennial |
| 5. Mike McClaskey (10) | Idaho Falls |
| 6. Aaron Stephens (12) | Lake City |



130 LBS.

- | | |
|-------------------------|------------|
| 1. Vance Beeson (12) | Eagle |
| 2. Jacob West (11) | Borah |
| 3. Brett Jones (12) | Timberline |
| 4. Matt Racine (12) | Capital |
| 5. Eric Malmgren (12) | Centennial |
| 6. Payton Phillips (12) | Skyline |



135 LBS.

- | | |
|-------------------------|---------------|
| 1. Sean Conner (12) | Skyline |
| 2. Josh Manes (12) | Coeur d'Alene |
| 3. Jordan Johnson (11) | Skyline |
| 4. Chaz Huntington (10) | Eagle |
| 5. Scott Armstrong (10) | Borah |
| 6. Tom Racine (12) | Capital |



140 LBS.

- | | |
|-------------------------|---------------|
| 1. Dustin Packard (12) | Mountain View |
| 2. Skyler Griffin (11) | Idaho Falls |
| 3. Alex Howard (12) | Coeur d'Alene |
| 4. Matt Schulz (10) | Lewiston |
| 5. Spencer Shearer (12) | Skyline |
| 6. Jake Gendron (12) | Skyline |



145 LBS.

- | | |
|------------------------|-------------|
| 1. Sam Reading (12) | Centennial |
| 2. Keith Newman (12) | Highland |
| 3. Dallon Higgs (10) | Skyline |
| 4. Colin Washburn (11) | Borah |
| 5. Chad Neubauer (11) | Eagle |
| 6. Matt Cox (10) | Idaho Falls |



152 LBS.

- | | |
|------------------------|---------------|
| 1. Jayson Johnson (12) | Idaho Falls |
| 2. Kirk Smith (10) | Centennial |
| 3. Cody Campbell (12) | Coeur d'Alene |
| 4. Spence Patrick (9) | Mountain View |
| 5. Jeremy Hopkins (11) | Meridian |
| 6. Titas Turner (10) | Lake City |



160 LBS.

- | | |
|------------------------|---------------|
| 1. Luke Smith (12) | Idaho Falls |
| 2. Jared Reynolds (12) | Coeur d'Alene |
| 3. Chris Weigle (12) | Mountain View |
| 4. Travers Morgan (11) | Eagle |
| 5. Kirk Tewalt (11) | Meridian |
| 6. Forfeit | |



171 LBS.

- | | |
|------------------------|---------------|
| 1. Willie Yates (12) | Boise |
| 2. Coltin Steele (11) | Eagle |
| 3. Aaron Williams (12) | Eagle |
| 4. Tanner Hart (12) | Mountain View |
| 5. Tony Lowe (12) | Centennial |
| 6. Justin Beckett (11) | Meridian |



189 LBS.

- | | |
|-----------------------|---------------|
| 1. Ryan Allen (12) | Coeur d'Alene |
| 2. James Mason (11) | Idaho Falls |
| 3. Enoch Willey (12) | Borah |
| 4. Pete Ashworth (12) | Timberline |
| 5. Brad Price (12) | Borah |
| 6. Marshal Pirtz (10) | Centennial |



215 LBS.

- | | |
|-------------------------|---------------|
| 1. Daniel Erikson (12) | Eagle |
| 2. Matt Coffelt (12) | Mountain View |
| 3. Jake Densley (9) | Centennial |
| 4. Mike Vickhammer (11) | Lake City |
| 5. Ben Black (10) | Capital |
| 6. Brian Warden (9) | Idaho Falls |



275 LBS.

- | | |
|-----------------------|-------------|
| 1. Mike Warden (11) | Idaho Falls |
| 2. Mark Skogrand (10) | Lewiston |
| 3. Brac Curtis (10) | Skyline |
| 4. Don Phipps (11) | Highland |
| 5. Kyle Kasper (11) | Lewiston |
| 6. Kirk McGinnis (12) | Boise |

4a state wrestling individual champions

The Idaho Center, Nampa

February 24 - 26, 2005

Team Champions

- | | | |
|----|------------|-------|
| 1. | Skyview | 181.0 |
| 2. | Nampa | 143.0 |
| 3. | Bonneville | 137.5 |
| 4. | Kuna | 117.0 |

Officials

- | | | | |
|---------------|--------------|---------------|---------------|
| Merrill Owens | Ryan Wood | George Germer | Don Scoles |
| Rich Kriete | Dan Neef | Toby Cummings | Rick Stimpson |
| Craig Maki | Tim Matthews | Arne Jones | Mike Hugues |
| David George | Jon Cook | Layne Dalley | Alan Gardner |



103 LBS.

- | | |
|----------------------|------------|
| 1. Alex Vickers (10) | Skyview |
| 2. Buster Brown (9) | Hillcrest |
| 3. David Burgara (9) | Minico |
| 4. Spencer Sare (9) | Madison |
| 5. Andrew Crane (10) | Nampa |
| 6. Danny Booth (9) | Post Falls |



112 LBS.

- | | |
|--------------------------|-----------|
| 1. Taran Robinson (12) | Blackfoot |
| 2. Matt Durrant (10) | Kuna |
| 3. Dallin Broadhead (11) | Madison |
| 4. Kaden Thueson (9) | Nampa |
| 5. Steve Meland (9) | Nampa |
| 6. Richard Perkins (9) | Vallivue |



119 LBS.

- | | |
|------------------------|---------------|
| 1. Joe Fio (10) | Sandpoint |
| 2. Tyler Wallin (11) | Kuna |
| 3. Kyle Hickerson (12) | Mountain Home |
| 4. Kevin Killoy (11) | Minico |
| 5. Thomas Thiel (10) | Bonneville |
| 6. Daniel Doronio (10) | Mountain Home |



125 LBS.

- | | |
|--------------------------|----------|
| 1. Dylan Whiting (11) | Skyview |
| 2. Brandon Palaniuk (11) | Lakeland |
| 3. Jake Jackson (11) | Kuna |
| 4. Travis Temple (12) | Kuna |
| 5. Anthony Weerheim (10) | Preston |
| 6. Doug Hale (12) | Emmett |



130 LBS.

- | | |
|-----------------------|---------------|
| 1. Jake Thompson (10) | Rigby |
| 2. Tyler Moore (12) | Skyview |
| 3. Wes Watson (12) | Blackfoot |
| 4. Kyle Dennis (12) | Nampa |
| 5. Alex Watson (11) | Sandpoint |
| 6. Calvin Vivier (9) | Mountain Home |



135 LBS.

- | | |
|------------------------|---------------|
| 1. Justin Gardner (12) | Bonneville |
| 2. AJ Hutchinson (11) | Mountain Home |
| 3. John Siddoway (11) | Hillcrest |
| 4. Bobby Kuber (11) | Post Falls |
| 5. Jake Pearson (12) | Blackfoot |
| 6. Tayson Beck (9) | Skyview |



140 LBS.

- | | |
|---------------------------|--------------|
| 1. Jake Barnard (12) | Madison |
| 2. Troy Vance (11) | Hillcrest |
| 3. Tm Mathson (12) | Nampa |
| 4. Austin Gorringer (11) | Bishop Kelly |
| 5. Brandon Holzwarth (12) | Skyview |
| 6. Nathaniel Garcia (11) | Bonneville |



145 LBS.

- | | |
|---------------------------|--------------|
| 1. Nate Horsley (12) | Blackfoot |
| 2. Brady Garner (11) | Preston |
| 3. Bart Mortensen (12) | Hillcrest |
| 4. Willy Knox (12) | Bonneville |
| 5. Brett Butterfield (12) | Kuna |
| 6. Andrew Carnosso (10) | Bishop Kelly |



152 LBS.

- | | |
|--------------------------|-----------|
| 1. Clayton Cook (12) | Pocatello |
| 2. Derek Mestrovich (11) | Skyview |
| 3. Spencer Pena (12) | Madison |
| 4. Jason Welch (12) | Rigby |
| 5. Thomas Henderson (12) | Lakeland |
| 6. Shawn Watkins (12) | Blackfoot |



160 LBS.

- | | |
|-----------------------|-----------|
| 1. Dustin Olsen (11) | Preston |
| 2. Lyle Thompson (12) | Rigby |
| 3. Rickie Irwin (12) | Nampa |
| 4. Jake Forsberg (11) | Skyview |
| 5. Mike Lacer (12) | Skyview |
| 6. Alex Owen (12) | Blackfoot |



171 LBS.

- | | |
|-------------------------|---------------|
| 1. Kole Spaulding (12) | Mountain Home |
| 2. Wes Cooper (11) | Minico |
| 3. James Boone (11) | Bonneville |
| 4. Mike Kuber (12) | Post Falls |
| 5. Justin Torfin (12) | Preston |
| 6. Bronson Babcock (12) | Nampa |



189 LBS.

- | | |
|-----------------------|--------------|
| 1. Andy Silsby (12) | Bishop Kelly |
| 2. Kameron Ogle (11) | Bishop Kelly |
| 3. Justin Bowles (12) | Preston |
| 4. Kevin Lester (11) | Nampa |
| 5. Jaeson Rogers (12) | Skyview |
| 6. Anthony Sears (12) | Emmett |



215 LBS.

- | | |
|--------------------------|------------|
| 1. Ryan Vail (12) | Caldwell |
| 2. Steve Moreau (12) | Bonneville |
| 3. Jake Rammell (11) | Madison |
| 4. Fernando Pedraza (12) | Nampa |
| 5. Tanner Patterson (12) | Jerome |
| 6. Sheldon Camer (11) | Sandpoint |



275 LBS.

- | | |
|---------------------------|------------|
| 1. Jake Rodriguez (11) | Vallivue |
| 2. Beaux Clayton (11) | Kuna |
| 3. Jordan Richardson (11) | Bonneville |
| 4. Jesse Jones (11) | Burley |
| 5. Melvin Burke (12) | Rigby |
| 6. Kyle Neal (12) | Post Falls |

3a state wrestling individual champions

The Idaho Center, Nampa

February 24 - 26, 2005

Team Champions

- | | | |
|----|---------------|-------|
| 1. | Weiser | 176.5 |
| 2. | Bonnerr Ferry | 154.0 |
| 3. | Snake River | 147.5 |
| 4. | Kimberly | 132.0 |

Officials

Merrill Owens	Ryan Wood	George Germer	Don Scoles
Rich Kriete	Dan Neef	Toby Cummings	Rick Stimpson
Craig Maki	Tim Matthews	Arne Jones	Mike Hugues
David George	Jon Cook	Layne Dalley	Alan Gardner



103 LBS.

- | | |
|--------------------------|-----------|
| 1. Golden Zollinger (10) | Declo |
| 2. Chris moody (10) | Kimberly |
| 3. Tyson Olson (10) | Salmon |
| 4. Nick Sewell (9) | Teton |
| 5. Blair Gerratt (9) | Gooding |
| 6. Wynden Ward (9) | Bear Lake |



112 LBS.

- | | |
|------------------------|-------------|
| 1. Jerod Madsen (12) | Kellogg |
| 2. Cason Bowen (11) | Middleton |
| 3. Josh Gifford (12) | Fruitland |
| 4. Josh Archer (11) | Kimberly |
| 5. Kolby Van Orden (9) | Snake River |
| 6. Justin Olsen (11) | Salmon |



119 LBS.

- | | |
|-----------------------|----------------|
| 1. Jeremy Ensley (11) | Homedale |
| 2. Tyson Curry (11) | American Falls |
| 3. Kyle Payne (12) | St. Maries |
| 4. Cole Shackett (11) | Shelley |
| 5. Adam Bridges (11) | Buhl |
| 6. Julio Regalado (9) | Payette |



125 LBS.

- | | |
|-------------------------|--------------|
| 1. Shawn Jones (12) | Snake River |
| 2. Sonny Silva (12) | Kimberly |
| 3. Josh Strait (11) | Marsh Valley |
| 4. Bryce Fletcher (12) | Teton |
| 5. Abram Salcedo (11) | Payette |
| 6. Brad Darrington (10) | Shelley |



130 LBS.

- | | |
|-------------------------|---------------|
| 1. Race Bowman (12) | Snake River |
| 2. David Hayes (10) | Bonnerr Ferry |
| 3. Stephen Sparks (10) | Shelley |
| 4. Casey Johnson (11) | Middleton |
| 5. Adam Benda (11) | St. Maries |
| 6. Jesse Smitheram (12) | Bear Lake |



135 LBS.

- | | |
|------------------------------|---------------|
| 1. Lance Mecham (12) | Bear Lake |
| 2. Russ Howard (12) | South Fremont |
| 3. Tyler Christoffersen (11) | Homedale |
| 4. Camron Sabotka (11) | Buhl |
| 5. Nick Mulberry (10) | Kimberly |
| 6. Brandon Doramus (11) | Middleton |



140 LBS.

- | | |
|-------------------------|---------------|
| 1. Aaron Hayden (12) | Weiser |
| 2. Bryan Martinat (10) | Homedale |
| 3. Colt Grimmett (12) | Snake River |
| 4. Trevor Mulberry (12) | Kimberly |
| 5. Ken Swift (10) | Bonnerr Ferry |
| 6. Zack Guthrie (12) | Marsh Valley |



145 LBS.

- | | |
|--------------------------|---------------|
| 1. Adam Hall (11) | Bonnerr Ferry |
| 2. Ryan Miller (12) | Priest River |
| 3. Dustin Balmforth (10) | Shelley |
| 4. Helaman Bingham (12) | Gooding |
| 5. Colten Long (11) | South Fremont |
| 6. Bishara Bisharat (12) | Marsh Valley |



152 LBS.

- | | |
|----------------------------|---------------|
| 1. Dallin Caldeerwood (11) | Teton |
| 2. Aaron Sutton (12) | Snake River |
| 3. Cody Rogers (12) | Gooding |
| 4. Ken Koehler (12) | Bonnerr Ferry |
| 5. Mac Burrows (12) | Fruitland |
| 6. Chris Shirts (12) | Weiser |



160 LBS.

- | | |
|---------------------------|----------------|
| 1. Alex Sipherd (12) | Marsh Valley |
| 2. Mo Bivens (12) | Fruitland |
| 3. Clint Call (11) | American Falls |
| 4. Jerry Cobb (12) | Weiser |
| 5. Jacob Scharbrough (9) | Weiser |
| 6. Kort Breckenridge (11) | Teton |



171 LBS.

- | | |
|--------------------------|---------------|
| 1. Joey Silva (12) | Kimberly |
| 2. Travis Stolley (12) | Bonnerr Ferry |
| 3. Ryan Alder (11) | Weiser |
| 4. Alex Serrano (12) | Filer |
| 5. Tyler Bullington (10) | Payette |
| 6. Gage Allen (12) | Snake River |



189 LBS.

- | | |
|------------------------|---------------|
| 1. Bryce Svedin (11) | Weiser |
| 2. Brad Silvester (12) | Filer |
| 3. Don Dinning (11) | Bonnerr Ferry |
| 4. Josh Jolley (10) | Homedale |
| 5. Isaac Meyers (12) | Priest River |
| 6. Jarom Phillips (12) | Snake River |



215 LBS.

- | | |
|------------------------|---------------|
| 1. Kory Pratt (11) | Weiser |
| 2. Kyle Burch (10) | Weiser |
| 3. Sy Bee (12) | Bear Lake |
| 4. Ben Turner (11) | Bonnerr Ferry |
| 5. Justin Walker (12) | Filer |
| 6. Elias Bisharat (12) | Marsh Valley |



275 LBS.

- | | |
|--------------------------|-------------|
| 1. Landon Harris (11) | Sugar-Salem |
| 2. Eric Garcia (12) | Homedale |
| 3. Blake Cord (12) | Timberlake |
| 4. Alex Wilson (12) | Shelley |
| 5. Tanner Lamprecht (12) | Snake River |
| 6. Dusty Brede (12) | St. Maries |

2a state wrestling individual champions

The Idaho Center, Nampa

February 24 - 26, 2005

Team Champions

- | | | |
|----|---------------|-------|
| 1. | Challis | 261.5 |
| 2. | North Fremont | 230.5 |
| 3. | New Plymouth | 143.5 |
| 4. | Firth | 116.5 |

Officials

Merrill Owens	Ryan Wood	George Germer	Don Scoles
Rich Kriete	Dan Neef	Toby Cummings	Rick Stimpson
Craig Maki	Tim Matthews	Arne Jones	Mike Hugues
David George	Jon Cook	Layne Dalley	Alan Gardner



103 LBS.

- | | |
|------------------------|----------------|
| 1. Ben Ray (12) | Malad |
| 2. Jake Glider (9) | North Fremont |
| 3. Cody Armburst (9) | Challis |
| 4. Kade Tomlinson (9) | West Jefferson |
| 5. Kyler Briggs (9) | North Fremont |
| 6. Andrew Wallace (10) | Aberdeen |



112 LBS.

- | | |
|--------------------------|----------|
| 1. Kaden Piva (9) | Challis |
| 2. Jacob Peck (10) | Aberdeen |
| 3. Jesse Coats (11) | Valley |
| 4. Cody Ivie (11) | Challis |
| 5. Cody Slade (9) | Wendell |
| 6. Dusty Funderburg (10) | Kamiah |



119 LBS.

- | | |
|------------------------|---------------|
| 1. Colter Cannon (11) | North Fremont |
| 2. David Claypool (12) | New Plymouth |
| 3. Chase Telford (10) | Firth |
| 4. Trevor Price (12) | Malad |
| 5. Justin Baker (9) | Challis |
| 6. Jarvis Beams (10) | Valley |



125 LBS.

- | | |
|--------------------------|---------------|
| 1. Jimmy Butts (12) | Challis |
| 2. Cody Northrup (12) | Grangeville |
| 3. Charles Gonzales (11) | Aberdeen |
| 4. Jake Dolezal | North Fremont |
| 5. Steve Mason (12) | Malad |
| 6. Tyler Losberger (11) | Grangeville |



130 LBS.

- | | |
|-------------------------|---------------|
| 1. Jake Walker (12) | Firth |
| 2. Michael Sams (11) | Wendell |
| 3. Zach Hutchinson (11) | Raft River |
| 4. Andrew Cross (12) | Melba |
| 5. David Cates (11) | Garden Valley |
| 6. Dillon Lenius (9) | Potlatch |



135 LBS.

- | | |
|--------------------------|---------------|
| 1. Jared Leuzinger (11) | Challis |
| 2. Jake Will (12) | Wallace |
| 3. Shane Poxleitner (12) | Prairie |
| 4. Steven Terry (11) | Oakley |
| 5. A.J. Armstrong (10) | North Fremont |
| 6. Bo Fisher (12) | Garden Valley |



140 LBS.

- | | |
|-----------------------|---------------|
| 1. Tyler Jones (11) | North Fremont |
| 2. Sam Butler (11) | Firth |
| 3. Kerry Brown (12) | New Plymouth |
| 4. George Butts (11) | Challis |
| 5. Camas Beames (12) | Valley |
| 6. Drew Erickson (10) | Soda Springs |



145 LBS.

- | | |
|-------------------------|----------------|
| 1. Jess Painter (12) | New Plymouth |
| 2. Drew Latimer (12) | Challis |
| 3. Jack Arnold (12) | North Fremont |
| 4. Nick Uhlenkott (12) | Prairie |
| 5. Marshall Bitter (11) | West Jefferson |
| 6. Tyler Jackson (11) | Kamiah |



152 LBS.

- | | |
|---------------------------|----------------|
| 1. Andrew Cutler (12) | Challis |
| 2. Kolton Hansen (12) | West Jefferson |
| 3. Tadd Atchley (12) | North Fremont |
| 4. Cody Karst (12) | Wallace |
| 5. Levi Christianson (12) | Malad |
| 6. Miguel Garcia (10) | New Plymouth |



160 LBS.

- | | |
|-------------------------|---------------|
| 1. Josh Clark (11) | North Fremont |
| 2. Kamas Reel (11) | Malad |
| 3. Stephen Hulbert (12) | Parma |
| 4. Kyle Arneson (11) | Challis |
| 5. James Pollock (11) | New Plymouth |
| 6. Calen Jackson (9) | Grangeville |



171 LBS.

- | | |
|------------------------|----------------|
| 1. Clayton Foster (10) | Kamiah |
| 2. Brett Becklund (12) | Grace |
| 3. Tommy Brittain (11) | Firth |
| 4. Daniel Mena (10) | New Plymouth |
| 5. Logan Barzee (11) | West Jefferson |
| 6. Vince Ghormley (10) | North Fremont |



189 LBS.

- | | |
|-----------------------|-------------------|
| 1. Matt Verbeck (12) | Challis |
| 2. Eric Look (11) | Raft River |
| 3. Jerhamey Hess (10) | Aberdeen |
| 4. Alex Cooley (10) | Potlatch |
| 5. Eric Jackson (12) | Clearwater Valley |
| 6. Mark Finley (9) | Parma |



215 LBS.

- | | |
|-----------------------|-----------|
| 1. AJ Balls (11) | Ririe |
| 2. Kim Franson (11) | North Gem |
| 3. Brady Lierman (12) | Oakley |
| 4. Ben Pratt (11) | Melba |
| 5. JT Sullivan (12) | Challis |
| 6. Zack Riekerk (12) | Wendell |



275 LBS.

- | | |
|------------------------|---------------|
| 1. Jess Bollinger (12) | North Fremont |
| 2. Joe Spaletta (12) | Firth |
| 3. Austin poulson (11) | Aberdeen |
| 4. Josh Spurling (12) | New Plymouth |
| 5. Jared Guinn (12) | Ririe |
| 6. Bryant Zarr (10) | Valley |

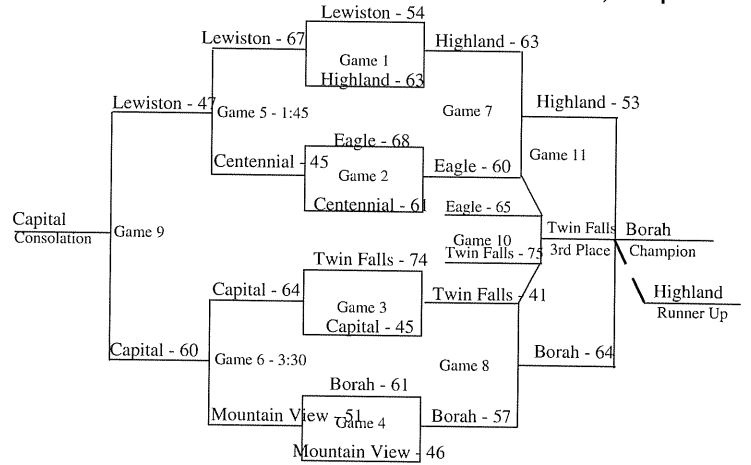
boys' state basketball champions

5A




Borah High School

March 3 - 5, 2005
The Idaho Center, Nampa

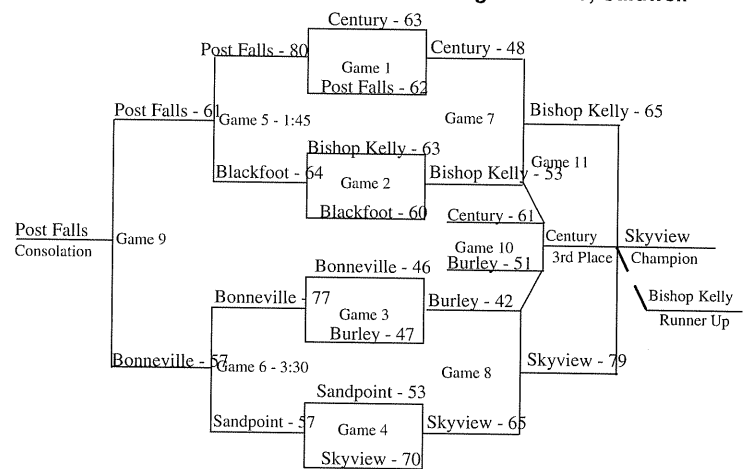


4A



Skyview High School

March 3 - 5, 2005
Alberston College of Idaho, Caldwell

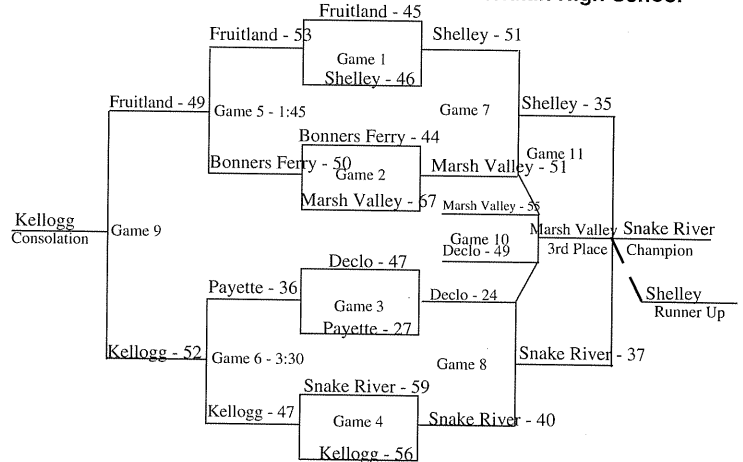


3A



Snake River High School

March 3 - 5, 2005
Meridian High School




Officials

- District I Paul Manzardo, Gary Drechsel, Wayne Trottier, David Day
- District II Shannon Wilson, Mike Sperry, Darren Malm, Warren Beckman
- District III Ron Ford, Richard Gaona, Ryan Holmes, Vaughn Bair
- District IV Mike Gemar, Sean Standley, Don Shirey, Ron Dietz
- District V Greg Harding, Ben Carlson, Lynn Van Every, Gary Carlson
- District VI Lynn Smith, Kent Marboe, Brad Hadley, Dan Andreason

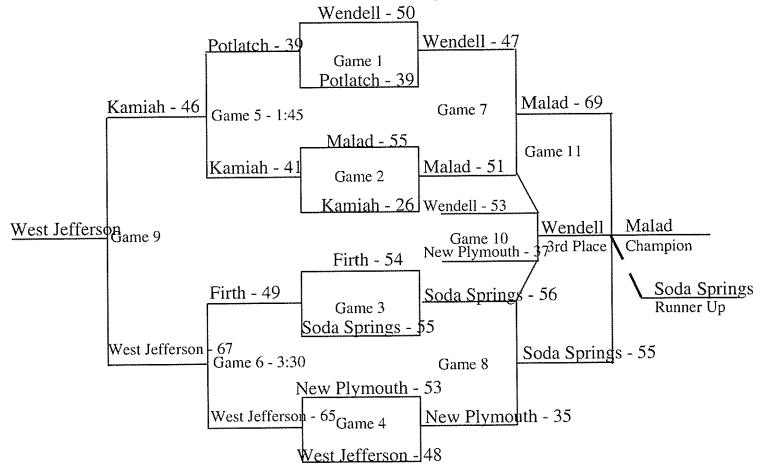
boys' state basketball champions

2A




Malad High School

March 3 - 5, 2005
Capital High School, Boise

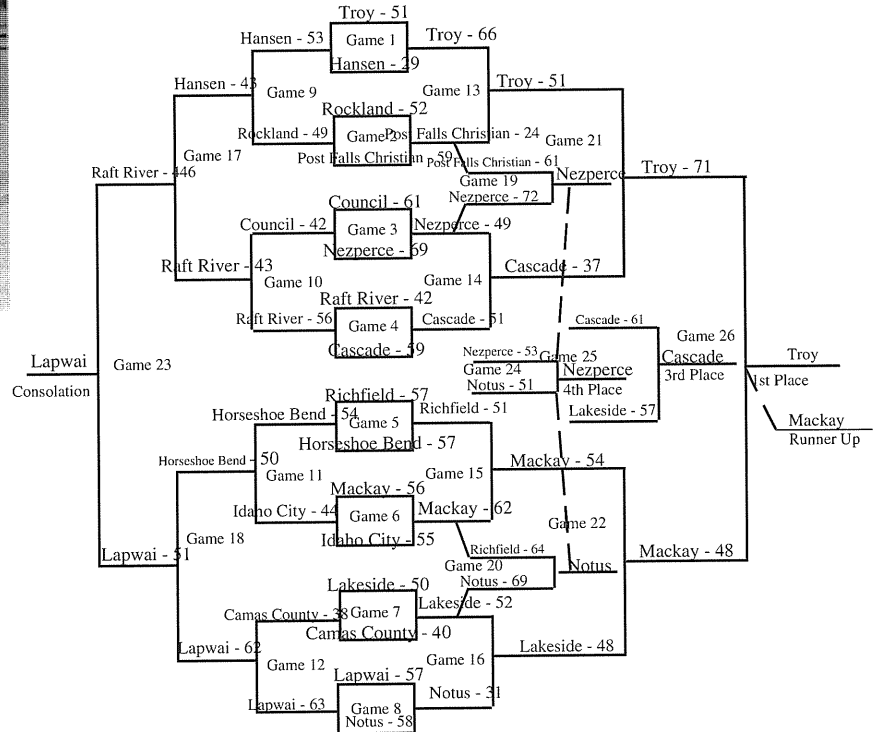


1A



Troy High School

March 2 - 5, 2005
Caldwell & Vallivue High Schools



Officials

- District I
- District II
- District III
- District IV
- District V
- District VI

Paul Manzardo, Gary Drechsel, Wayne Trottier, David Day
Shannon Wilson, Mike Sperry, Darren Malm, Warren Beckman
Ron Ford, Richard Gaona, Ryan Holmes, Vaughn Bair
Mike Gemar, Sean Standley, Don Shirey, Ron Dietz
Greg Harding, Ben Carlson, Lynn Van Every, Gary Carlson
Lynn Smith, Kent Marboe, Brad Hadley, Dan Andreason

state track & field team scores

Rich Condie, Starter
 Jerry Diehl, Starter
 Rick Johnson, Starter
 Les MacDowell, Starter
 Randy Powell, Starter

May 20 - 22, 2004
Boise State University

Wayne Rexford, Starter
 Charles Steinbroner, Starter
 Jerry Kleinkopf, Referee
 Bob Ranells, Referee

Team Results

5A Girls	
1 Borah	95.50
2 Lake City	91
3 Twin Falls	89
4 Skyline	82
5 Boise	77
6 Highland	63
7 Timberline	48
8 Mountain View	43
9 Eagle	37
10 Capital	25
11 Coeur d'Alene	14
12 Centennial	13.50
13 Lewiston	12
14 Idaho Falls	9
15 Meridian	2

5A Boys	
1 Borah	115
2 Eagle	82
2 Capital	82
4 Lewiston	63.50
5 Centennial	45.75
6 Mountain View	45
7 Coeur d'Alene	42
8 Twin Falls	37.25
9 Timberline	37
10 Meridian	36.50
11 Lake City	32.50
12 Idaho Falls	24.50
13 Boise	23
13 Highland	23
15 Skyline	10

4A Girls	
1 Emmett	86.25
2 Moscow	77.50
3 Bishop Kelly	66.75
4 Kuna	51
5 Post Falls	41.75
6 Burley	39
7 Nampa	36
8 Pocatello	32
9 Century	30
9 Mountain Home	30
9 Vallivue	30
12 Blackfoot	29
13 Rigby	22
14 Bonneville	18
14 Jerome	18
16 Madison	17.50
17 Hillcrest	16.75
18 Skyview	14
19 Sandpoint	12.50
20 Preston	12
20 Wood River	12
22 Lakeland	6
23 Caldwell	2

4A Boys	
1 Bishop Kelly	80.50
2 Vallivue	63
3 Nampa	58
3 Hillcrest	58
5 Sandpoint	47.50
6 Madison	45
6 Moscow	45
8 Century	42

9 Blackfoot	40
9 Emmett	40
11 Kuna	35.50
12 Preston	35
13 Post Falls	20.50
14 Skyview	20
15 Minico	17
16 Pocatello	14
17 Rigby	11
18 Caldwell	9
19 Wood River	4
19 Lakeland	4
19 Jerome	4
22 Mountain Home	3
23 Bonneville	2

3A Girls	
1 Priest River	87
2 Middleton	62
3 Sugar-Salem	47.50
4 Bear Lake	44
4 Declo	44
6 Gooding	40.50
7 McCall-Donnelly	37.50
8 Shelley	35
9 Kellogg	34
10 Homedale	31
11 Salmon	30
12 Bonners Ferry	26
13 Filer	24
14 Timberlake	20
15 St. Maries	17.50
16 American Falls	17
17 South Fremont	16.50
18 Fruitland	16
19 Weiser	15
20 Snake River	13.50
21 Buhl	13
22 Payette	12
23 Kimberly	7
24 Teton	6
25 Marsh Valley	5

3A Boys	
1 Payette	88
2 Filer	62
3 Timberlake	60
4 Kellogg	46
4 Kimberly	46
6 Shelley	43
7 Middleton	42
8 McCall-Donnelly	41
9 Fruitland	37
10 Bear Lake	35
11 Declo	29
11 Teton	29
13 Sugar-Salem	22
14 Snake River	21
15 Salmon	19.50
16 South Fremont	15
17 Marsh Valley	14
18 Priest River	13
19 Weiser	12
20 Gooding	9.50
21 Bonners Ferry	7
22 St. Maries	4
23 Buhl	3
24 Homedale	1

2A Girls	
1 Nampa Christian	86
2 Grangeville	82
3 Firth	78.50
4 Orofino	75
5 Valley	66
6 West Jefferson	44
7 Wendell	37
8 Kamiah	29
9 West Side	28
10 Soda Springs	27.50
11 Marsing	20
11 New Plymouth	20
11 Ririe	20
14 Butte County	18
15 Clearwater Valley	16
16 Parma	13
17 Melba	9
17 Aberdeen	9
19 North Fremont	8
20 Challis	5
20 Potlatch	5
22 Malad	4


2A Boys	
1 Firth	133.50
2 Orofino	77
3 Soda Springs	68.50
4 Malad	67
5 Nampa Christian	55
6 Parma	40
7 Aberdeen	34
8 Grangeville	31
9 Kamiah	28.50
10 Ririe	25
11 Butte County	22
12 Marsing	19.50
13 New Plymouth	18
14 Melba	17
14 Challis	17
16 Wendell	12
17 West Jefferson	9
18 North Fremont	8
19 Glenns Ferry	7
19 Grace	7
21 West Side	5

1A Girls	
1 Kootenai	78
2 Prairie	77
3 Mackay	51.50
4 Raft River	50
5 Cambridge	43
6 Cole Valley Christian	38
7 Kendrick	36
8 Troy	33
9 Garden Valley	30
10 Richfield	28
11 Genesee	25
12 Meadows Valley	21
12 Greenleaf Friends	21
14 North Gem	19
15 Horseshoe Bend	17
16 Lapwai	14.50
17 Hagerman	14

18 Oakley	13
19 Cascade	12
19 Murtaugh	12
21 Idaho City	11.50
22 Highland-C	11
23 Hansen	10
24 Shoshone	8
25 Camas County	7
26 Cd'A Charter Academy	6
27 Mullan	4
28 Timberline-Weippe	3
29 Dietrich	2
29 Rimrock	2
31 Nezperce	1.50
32 Council	1
32 Rockland	1

1A Boys	
1 Raft River	122.50
2 Nezperce	49
3 Horseshoe Bend	46
4 Deary	43
5 Troy	40
6 Clark Fork	34
7 Bliss	30
8 Cole Valley Christian	28
9 Greenleaf Friends	22
10 Meadows Valley	20
11 Hansen	18
12 Kootenai	17.50
13 Mackay	17
14 Salmon River	16
14 Highland-C	16
14 Garden Valley	16
17 Murtaugh	14
18 Cascade	13.50
19 Richfield	12
20 Timberline-Weippe	11
20 Oakley	11
22 Shoshone	10
22 Camas County	10
22 Cambridge	10
25 North Gem	9
26 Mullan	8
26 Genesee	8
26 Castleford	8
29 Lapwai	6.50
30 Kendrick	6
31 Idaho City	5
31 Prairie	5
33 Dietrich	4
33 Midvale	4
35 Council	2
35 Cd'A Charter Academy	2
35 Hagerman	2
35 Rockland	2
39 Wallace	1

5A Girls' Winners



High Jump

1	Sydney Wendt	11	Skyline	5-02.00
2	Megan Perner	12	Borah	5-02.00
2	Mary Printz	11	Mountain View	5-02.00
4	Beth Richardson	12	Eagle	5-00.00
4	Lisa Bishop	10	Idaho Falls	5-00.00
4	Andrea Borderlon	9	Lake City	5-00.00
7	Kayla Hughes	10	Timberline	5-00.00
8	Kristi Holte	11	Lake City	5-00.00




100 Meter Hurdles

1	Megan Perner	12	Borah	14.5h
2	Tierra Lumpkin	10	Skyline	J14.5h
3	Chelsea Irons	12	Twin Falls	15.6h
4	McKenzie Walton	12	Skyline	15.7h
5	Jenne Childs	9	Timberline	J15.7h
6	Kelsey O'Toole	11	Capital	16.0h
7	Beth Richardson	12	Eagle	16.3h
8	Holly Meyer	12	Lake City	J16.3h




Pole Vault

1	Annelise Bertleson	11	Borah	*12-06.00
2	Megan Perner	12	Borah	12-00.00
3	Brenna Lawson	10	Lake City	9-06.00
4	Mary Printz	11	Mountain View	9-06.00
5	Tina Connolly	10	Boise	9-00.00
6	Melanie Allen	12	Lake City	9-00.00
7	Ashley Godsey	10	Centennial	9-00.00
8	Brianna Craig	10	Idaho Falls	8-06.00



300 Meter Hurdles

1	McKenzie Walton	12	Skyline	44.72
2	Holly Meyer	12	Lake City	45.03
3	Brenda Finney	12	Lake City	45.81
4	Aspen Clontz	12	Twin Falls	45.89
5	Maddie DiGrazia	12	Boise	47.86
6	Courtney Mitchell	11	Timberline	48.44
7	Lindsey Kerfoot	12	Eagle	49.04
8	Arica Johnson	10	Lake City	49.60




Long Jump

1	Brittany Ward	11	Twin Falls	18-06.00
2	Sydney Wendt	11	Skyline	17-06.50
3	Katie Eamon	12	Eagle	16-08.50
4	Megan Perner	12	Borah	16-07.50
5	Amanda Onorato	12	Mountain View	16-06.00
6	Kristi Holte	11	Lake City	16-05.25
7	Holly Hoagland	10	Mountain View	16-04.50
8	Lindsay Goodman	12	Capital	16-03.75



100 Meter Dash

1	Rachel Beck	12	Timberline	12.52
2	Camille Marchand	9	Highland	12.62
3	La shawn Williams	10	Boise	12.66
4	Malia Hendrix	10	Timberline	12.71
5	Aspen Clontz	12	Twin Falls	12.76
6	Daria Johnson	11	Centennial	12.90
7	Trinelle McKinley	12	Highland	13.02
8	Alyssa Covington	9	Borah	13.03




Triple Jump

1	Sydney Wendt	11	Skyline	37-10.25
2	Katie Eamon	12	Eagle	37-10.00
3	Alyssa Covington	9	Borah	35-04.50
3	Ashley Godsey	10	Centennial	35-04.50
5	Chelsea Irons	12	Twin Falls	35-04.00
6	Amy Bratvold	12	Twin Falls	33-11.50
7	Adri Browning	11	Twin Falls	33-09.00
8	Melissa Williams	10	Centennial	33-05.50



200 Meter Dash

1	Rachel Beck	12	Timberline	25.43
2	Brittany Ward	11	Twin Falls	25.63
3	Trinelle McKinley	12	Highland	26.15
4	Katie Williams	11	Skyline	26.40
5	Alyssa Covington	9	Borah	26.57
6	McKenzie Walton	12	Skyline	27.02
7	Lindsay Goodman	12	Capital	27.04
8	Katie Johnson	11	Capital	27.07




Discus Throw

1	Tara Harding	11	Highland	117-10
2	Krystal Griggs	11	Lewiston	115-10
3	Jamie Tart	11	Lake City	114-11
4	Mary Albl	11	Borah	110-01
5	Kylee Dudgeon	12	Borah	102-03
6	Patty Davidson	11	Capital	101-05
7	Christine Mendiola	12	Eagle	101-04
8	Caila Latina	12	Lake City	98-05



400 Meter Dash

1	Sydney Wendt	11	Skyline	59.47
2	Lindsay Goodman	12	Capital	59.86
3	Samantha Thayne	9	Highland	1:00.21
4	Brittany Ward	11	Twin Falls	1:00.25
5	Kristin Palmer	11	Coeur d'Alene	1:01.87
6	Caitlin Beausoleil	10	Skyline	1:01.98
7	Holly Miller	9	Timberline	1:02.08
8	Arielle Martin	12	Capital	1:03.99



Shot Put

1	Tara Harding	11	Highland	37-00.25
2	Hannah Heidenreich	12	Twin Falls	36-00.50
3	Sheena Brumbelow	10	Mountain View	36-00.00
4	Jamie Tart	11	Lake City	35-07.50
5	April Hunter	12	Idaho Falls	34-06.50
6	Mary Albl	11	Borah	34-03.50
7	Erin Bever	12	Meridian	34-02.50
8	Caila Latina	12	Lake City	32-11.00



800 Meter Run

1	Breanna Sande	12	Lake City	*2:14.66
2	Dana Morgan	11	Boise	2:15.16
3	Marcella Bosch	12	Borah	2:18.59
4	Katherine Gallagher	11	Eagle	2:19.78
5	Kerynn Davis	11	Mountain View	2:21.21
6	Anne Lovelace	9	Boise	2:21.32
7	Monica Rust	10	Capital	2:21.55
8	Maddie Coffman	12	Boise	2:21.95

* New 5A Record

5A Girls' Winners, continued



1600 Meter Run

1	Breanna Sande	12	Lake City	*5:06.4h
2	Dana Morgan	11	Boise	5:07.0h
3	Anne Lovelace	9	Boise	5:15.09
4	Anna Stone	11	Coeur d'Alene	5:16.85
5	Maddie Coffman	12	Boise	5:17.91
6	Karleigh Gempler	10	Borah	5:21.42
7	Rilee Buttas	12	Skyline	5:21.46
8	Bradi Hutchison	9	Highland	5:23.81



4x200 Meter Relay

1	Twin Falls	*1:42.61
2	Boise	1:46.40
3	Borah	1:47.55
4	Lake City	1:48.02
5	Lewiston	1:50.24
6	Capital	1:50.37
7	Highland	1:51.54
—	Timberline	DQ




3200 Meter Run

1	Dana Morgan	11	Boise	11:04.25
2	Breanna Sande	12	Lake City	11:13.02
3	Anne Lovelace	9	Boise	11:14.59
4	Anna Stone	11	Coeur d'Alene	11:17.41
5	Karleigh Gempler	10	Borah	11:26.73
6	Maddie Coffman	12	Boise	11:32.21
7	Bradi Hutchison	9	Highland	11:40.81
8	Erica Wendt	10	Skyline	11:50.50



4x400 Meter Relay

1	Twin Falls	4:04.76
2	Borah	4:05.64
3	Highland	4:06.12
4	Lake City	4:06.35
5	Eagle	4:11.41
6	Boise	4:13.18
7	Timberline	4:14.95
8	Skyline	4:17.14



4x100 Meter Relay

1	Timberline	49.00
2	Highland	49.94
3	Twin Falls	50.61
4	Mountain View	50.64
5	Lake City	50.86
6	Boise	50.97
7	Centennial	51.29
8	Skyline	56.04




800 Sprint Medley

1	Mountain View	1:52.88
2	Twin Falls	1:53.30
3	Borah	1:53.47
4	Skyline	1:54.38
5	Eagle	1:54.40
6	Lake City	1:54.70
7	Highland	1:54.96
8	Capital	1:57.86

* New 5A & Overall Record

5A Boys' Winners



Boys High Jump

1	Eric Follet	11	Idaho Falls	6-02.00
2	Brandon McNew	10	Twin Falls	6-02.00
3	Reed McCashland	12	Meridian	6-00.00
4	JJ Daniel	12	Timberline	6-00.00
5	Jeremy Kinzer	11	Lewiston	6-00.00
6	Corby Kiler	12	Eagle	5-10.00
7	Alex Smith	11	Centennial	5-10.00
8	Jesse Ivie	12	Twin Falls	5-08.00
8	Andy Blaser	10	Meridian	5-08.00
8	Alex Stewart	11	Centennial	5-08.00
8	Ian Pellerin	10	Meridian	5-08.00



Triple Jump

1	Jerret Layton	12	Borah	45-03.75
2	Andrew Wajda	12	Lewiston	44-06.75
3	Tyson Berg	12	Mountain View	43-09.00
4	Wendell Lawrence	11	Mountain View	43-04.00
5	Rich Hansen	11	Mountain View	42-09.50
6	Andy Blaser	10	Meridian	42-03.00
7	Tan Dao	12	Borah	42-01.75
8	Dan Lee	11	Idaho Falls	41-09.25




Pole Vault

1	Jerad Larson	12	Mountain View	15-00.00
2	Justin Parrish	12	Centennial	14-00.00
3	Lucas Pope	11	Coeur d'Alene	13-06.00
4	Alex Hudson	12	Coeur d'Alene	13-00.00
5	DJ Rengert	12	Centennial	13-00.00
6	Austin Lewis	10	Eagle	13-00.00
7	Ryan Bakow	12	Meridian	12-06.00
8	Dustin Myers	12	Coeur d'Alene	12-06.00



Discus Throw

1	Pablo Islas	12	Meridian	158-04
2	Aaron Larson	12	Centennial	157-00
3	James Rogan	12	Eagle	152-08
4	Maxwell Black	11	Highland	140-05
5	Don Phipps	11	Highland	137-01
6	Ryan Mathews	12	Highland	135-07
7	Jake Barrow	11	Capital	133-01
8	Andrew Wilken	12	Twin Falls	132-02



Long Jump

1	Jerret Layton	12	Borah	21-11.00
2	Kevin Pabst	12	Borah	21-09.00
3	Darian Brown	9	Borah	21-04.50
4	Tyson Berg	12	Mountain View	20-09.75
5	Dan Lee	11	Idaho Falls	20-08.50
5	Cody McConkey	12	Lewiston	20-08.50
7	Reed McCashland	12	Meridian	20-06.00
8	Tan Dao	12	Borah	20-00.25



Shot Put

1	James Rogan	12	Eagle	52-08.00
2	Pablo Islas	12	Meridian	49-11.75
3	Jared Hardinger	11	Highland	47-02.50
4	Matt Morris	11	Idaho Falls	46-05.25
5	Jesse Johnson	11	Boise	46-03.50
6	Dan Walker	12	Timberline	45-10.50
7	Blair Willison	10	Lake City	44-10.50
8	Caleb McSurdy	9	Borah	44-02.50

5A Boys' Winners, continued




110 Meter Hurdles

1	Kevin Pabst	12	Borah	14.69
2	Sean Britton	12	Borah	15.10
3	Matt Grogan	11	Lewiston	15.22
4	Andy Blaser	10	Meridian	15.41
5	Lamar Berry	12	Timberline	15.46
6	Lucas Pope	11	Coeur d'Alene	16.06
7	Dan Lee	11	Idaho Falls	16.13
8	Will Taylor	12	Idaho Falls	16.58



1600 Meter Run

1	Mike Armon	10	Coeur d'Alene	4:25.64
2	Sam Hardy	12	Eagle	4:27.33
3	Partick Bradbury	12	Timberline	4:28.04
4	AJ Packard	12	Capital	4:28.16
5	Jon Williams	12	Timberline	4:28.29
6	Sawyer Bosch	10	Borah	4:30.22
7	Sean Huey	10	Borah	4:31.02
8	Brandon Frisbee	11	Borah	4:37.79



300 Meter Hurdles

1	Kevin Pabst	12	Borah	*38.21
2	Matt Grogan	11	Lewiston	39.80
3	Sean Britton	12	Borah	39.81
4	Jordan Petersen	11	Skyline	40.67
5	Rocky Allen	12	Capital	41.22
6	Houston Tanner	11	Eagle	41.28
7	Aaron Jenkins	11	Idaho Falls	42.01
8	Joel Lowman	11	Mountain View	42.02




3200 Meter Run

1	Mike Armon	10	Coeur d'Alene	9:26.69
2	Sawyer Bosch	10	Borah	9:36.80
3	Sean Huey	10	Borah	9:44.86
4	Partick Bradbury	12	Timberline	9:52.90
5	Nick Bolinder	10	Centennial	9:54.84
6	Bryant Denson	10	Boise	10:01.71
7	AJ Packard	12	Capital	10:06.82
8	John Mering	11	Boise	10:12.55



100 Meter Dash

1	Brett Davis	12	Capital	11.15
2	Brody Miller	11	Twin Falls	11.19
3	Corby Kiler	12	Eagle	11.39
3	Jeremiah Mitchell	11	Eagle	11.39
5	Chris Delport	11	Lake City	11.41
6	Matt Grogan	11	Lewiston	11.46
7	Kellan Minter	11	Timberline	11.61
8	Brian White	11	Centennial	11.67



4x100 Meter Relay

1	Eagle	43.02
2	Timberline	43.40
3	Borah	44.11
4	Twin Falls	44.21
5	Capital	44.78
6	Lewiston	45.02
7	Skyline	45.40
—	Lake City	DQ



200 Meter Dash

1	Cade Hulbert	12	Capital	22.04
2	Eric Robertson	11	Eagle	22.37
3	Brody Miller	11	Twin Falls	22.39
4	Brett Davis	12	Capital	22.59
5	Garrett Arnold	12	Lake City	22.91
6	Dominic Schmidt	10	Lewiston	23.12
7	Jake Rohdes	11	Coeur d'Alene	23.14



4x200 Meter Relay

1	Capital	1:29.08
2	Eagle	1:30.19
3	Lake City	1:30.64
4	Lewiston	1:30.65
5	Centennial	1:32.54
6	Boise	1:32.78
7	Twin Falls	1:33.06
8	Skyline	1:35.38




400 Meter Dash

1	Cade Hulbert	12	Capital	48.50
2	Robert Glasson	11	Lake City	50.89
3	Corwin Delight	12	Boise	51.18
4	Scott Barlow	11	Highland	51.93
5	Beau Parkinson	12	Centennial	52.17
5	Wilson Bowlby	10	Lake City	52.17
7	Jeff Oakes	12	Capital	52.66
—	Reny Follett	12	Lewiston	FS




4x400 Meter Relay

1	Lewiston	3:23.66
2	Eagle	3:24.27
3	Capital	3:24.70
4	Lake City	3:26.60
5	Twin Falls	3:29.27
6	Centennial	3:29.50
7	Mountain View	3:29.66
8	Skyline	3:30.85



800 Meter Run

1	Kevin Pabst	12	Borah	1:57.37
2	Jordan Ware	11	Centennial	1:58.67
3	Robert Dailey	10	Mountain View	1:58.89
4	Brandon Frisbee	11	Borah	1:59.52
5	Matt Racine	12	Capital	2:00.21
6	Dan Seyfried	12	Boise	2:00.49
7	John Mering	11	Boise	2:00.55
8	Ben Satterwhite	12	Boise	2:00.93



1600 Medley

1	Lewiston	3:36.13
2	Capital	3:37.14
3	Mountain View	3:38.36
4	Coeur d'Alene	3:38.64
5	Eagle	3:39.21
6	Twin Falls	3:39.46
7	Borah	3:39.49
8	Skyline	3:42.83

* New 5A & Overall Record

4A Girls' Winners



High Jump

1	Diana Blauer	9	Burley	*5-05.00
2	Megan Rolland	11	Emmett	5-00.00
2	Amanda Vink	12	Nampa	5-00.00
4	Danielle Hallam	11	Emmett	5-00.00
5	Rebecca Clark	12	Rigby	4-10.00
5	Charleen Kinghorn	10	Rigby	4-10.00
7	Brooke DeMers	9	Sandpoint	4-10.00
7	Angelica Randall	11	Madison	4-10.00




100 Meter Hurdles

1	Kacy Barrie	11	Mountain Home	15.50
2	Christy Miller	12	Bishop Kelly	15.95
3	Michayla Pearson	11	Blackfoot	16.03
4	Meredith Dolny	11	Moscow	16.11
5	Troi White	11	Mountain Home	16.20
6	Kasie Scott	12	Rigby	16.43
7	Lauren Kisner	12	Mountain Home	17.74
8	Katie Adams	10	Sandpoint	18.63



Pole Vault

1	Kasie Scott	12	Rigby	11-06.00
2	Leslie Pulley	12	Post Falls	11-00.00
3	Lara DeCoria	11	Bonneville	10-00.00
4	Arial Johnson	9	Moscow	9-06.00
4	Dawnett Wardlow	12	Pocatello	9-06.00
4	Amy Berglund	12	Moscow	9-06.00
7	Mattie Coffin	12	Hillcrest	9-00.00
7	Collette Kirby	11	Post Falls	9-00.00
7	Leslie Walker	12	Emmett	9-00.00
7	Jena Carpenter	12	Bishop Kelly	9-00.00



300 Meter Hurdles

1	Jayne Saunders	12	Emmett	46.19
2	Kacy Barrie	11	Mountain Home	47.23
3	Meredith Dolny	11	Moscow	48.00
4	Lauren Kisner	12	Mountain Home	48.17
5	Amanda Vink	12	Nampa	48.35
6	Michayla Pearson	11	Blackfoot	48.49
7	Christy Miller	12	Bishop Kelly	49.73
—	Alyssa Armijo	9	Pocatello	DQ



Long Jump

1	Amanda Vink	12	Nampa	17-04.25
2	Melissa Murillo	11	Emmett	16-09.00
3	Heather Jones	12	Madison	16-08.75
4	Christy Miller	12	Bishop Kelly	16-07.75
5	Cassie Smith	12	Skyview	16-07.00
6	Angelica Randall	11	Madison	16-02.75
7	Circe Cansino	10	Post Falls	16-02.25
8	Carli Gunter	11	Century	15-11.25



100 Meter Dash

1	Nataucha Lowry	11	Vallivue	*12.47
2	Elizabeth Wahl	11	Century	12.81
3	Stefani Patten	12	Moscow	12.95
4	Courtney Adams	11	Sandpoint	13.05
5	Molly Reid	9	Jerome	13.32
6	Kylee Gardner	9	Bonneville	13.34
7	Colleen Toomey	10	Caldwell	13.36
8	Aubrie Ferbrache	12	Mountain Home	13.62



Triple Jump

1	Amanda Vink	12	Nampa	35-01.50
2	Danielle Hallam	11	Emmett	34-06.50
3	Melissa Murillo	11	Emmett	34-03.25
4	Christy Miller	12	Bishop Kelly	34-02.50
5	Terissa Sparks	10	Pocatello	34-00.50
6	Brittany Kildow	9	Nampa	33-11.00
7	Maren Ericson	12	Kuna	33-03.75
8	Syringa Stark	12	Wood River	33-03.25



200 Meter Dash

1	Nataucha Lowry	11	Vallivue	*25.28
2	Maren Ericson	12	Kuna	25.89
3	Elizabeth Wahl	11	Century	26.26
4	Courtney Adams	11	Sandpoint	26.63
5	Lindsay Brady	11	Bishop Kelly	26.67
6	Morgan Freestone	9	Skyview	26.68
7	Kasie Scott	12	Rigby	26.80
8	Circe Cansino	10	Post Falls	27.11



Discus Throw

1	Sarah Cardinal	11	Blackfoot	143-03
2	Kelsey Taylor	11	Moscow	137-02
3	Sarah Whitely	12	Emmett	125-02
4	Cassi Burnett	12	Post Falls	119-05
5	Ysenia Hernandez	12	Bishop Kelly	115-01
6	Heather Hansen	12	Madison	109-06
7	Teresa Guzman	12	Emmett	107-02
8	Jackie Palmer	12	Jerome	106-00



400 Meter Dash

1	Nataucha Lowry	11	Vallivue	*58.11
2	Hannah Gibby	11	Preston	59.36
3	Lindsay Brady	11	Bishop Kelly	59.98
4	Kyle Janssen	12	Pocatello	1:01.77
5	Heather Jones	12	Madison	1:01.85
6	Kaitlyn McCormick	9	Kuna	1:03.24
7	Alexa McKenney	11	Kuna	1:04.73
8	Aubrie Ward	12	Burley	1:05.01



Shot Put

1	Sarah Cardinal	11	Blackfoot	*41-09.25
2	Kelsey Taylor	11	Moscow	40-08.25
3	Brigitte Boucher	11	Lakeland	38-10.25
4	Ysenia Hernandez	12	Bishop Kelly	36-04.25
5	Sarah Whitely	12	Emmett	36-03.50
6	Cassi Burnett	12	Post Falls	36-03.00
7	Mariah Bieker	11	Moscow	35-08.75
7	Teresa Guzman	12	Emmett	35-08.75



800 Meter Run

1	Allix Lee-Painter	12	Moscow	2:18.58
2	Stephanie Johnson	11	Burley	2:20.75
3	Amanda DeHaas	12	Bishop Kelly	2:22.48
4	Kyle Janssen	12	Pocatello	2:22.62
5	Kaylee McGoldrick	12	Skyview	2:23.27
6	Stephanie Manwaring	12	Hillcrest	2:25.66
7	Rachelle Hawkins	12	Bishop Kelly	2:26.92
8	Megan Parrish	10	Jerome	2:27.57

* New 4A record

4A Girls' Winners, continued

1600 Meter Run

1	Allix Lee-Painter	12	Moscow	5:15.89
2	Stephanie Johnson	11	Burley	5:18.64
3	Bethany McInturff	9	Century	5:21.08
4	Rachael Richards	12	Wood River	5:29.03
5	Melissa McFadden	11	Post Falls	5:30.95
6	Carey Downey	10	Pocatello	5:33.82
7	Kathy Griesmyer	11	Bishop Kelly	5:36.10
8	Carissa Lee	10	Jerome	5:36.93




4x200 Meter Relay

1	Emmett	1:46.79
2	Kuna	1:47.98
3	Post Falls	1:48.22
4	Hillcrest	1:49.03
5	Preston	1:49.81
6	Skyview	1:49.87
7	Burley	1:50.42
8	Moscow	1:50.62



3200 Meter Run

1	Stephanie Johnson	11	Burley	11:34.73
2	Carissa Lee	10	Jerome	11:49.65
3	Rachael Richards	12	Wood River	11:58.45
4	Melissa McFadden	11	Post Falls	12:03.75
5	Rachelle Hawkins	12	Bishop Kelly	12:08.16
6	Cara Gillespie	9	Bishop Kelly	12:08.83
7	Amber Lenneman	11	Pocatello	12:08.90
8	Molli Lee-Painter	11	Moscow	12:16.14



4x400 Meter Relay

1	Kuna	4:06.35
2	Emmett	4:06.90
3	Bonneville	4:09.29
4	Pocatello	4:11.30
5	Bishop Kelly	4:11.68
6	Century	4:15.29
7	Post Falls	4:20.41
—	Preston	DQ



4x100 Meter Relay

1	Kuna	50.41
2	Moscow	50.60
3	Century	51.22
4	Hillcrest	51.23
5	Post Falls	51.50
6	Bonneville	51.71
7	Nampa	52.02
8	Jerome	52.43



800 Sprint Medley

1	Emmett	1:52.34
2	Kuna	1:52.84
3	Bishop Kelly	1:53.12
4	Moscow	1:53.54
5	Pocatello	1:53.86
6	Hillcrest	1:54.24
7	Jerome	1:54.78
8	Post Falls	1:59.0



4A Boys' Winners

High Jump

1	Randy Purcell	11	Blackfoot	6-04.00
2	Jaron Polatis	10	Rigby	6-02.00
3	Charlie Hirning	11	Sandpoint	6-02.00
3	Corbin Duer	10	Bishop Kelly	6-02.00
5	Justin Woodland	11	Kuna	6-00.00
5	KC Billetz	12	Post Falls	6-00.00
7	James Rincon	12	Century	5-10.00
8	Ian Kelsey	11	Lakeland	5-10.00



Triple Jump

1	Jared Stanger	12	Skyview	44-01.25
2	Jeremy Burns	12	Preston	43-11.25
3	Corbin Duer	10	Bishop Kelly	42-03.00
4	Micheal Packer	11	Blackfoot	42-00.00
5	KC Billetz	12	Post Falls	41-09.25
6	Brett Boesiger	11	Jerome	41-07.50
7	Cody Abrams	11	Preston	41-03.50
8	Marcus Thayn	10	Emmett	41-00.25



Pole Vault

1	Dustin Hoagland	12	Sandpoint	14-06.00
2	Max Hansen	12	Madison	14-00.00
3	Leif Colson	12	Moscow	13-06.00
4	Casey Schooley	11	Post Falls	13-06.00
5	Scott Campbell	11	Nampa	13-06.00
6	Sam Hilliam	12	Blackfoot	13-00.00
7	Eli Hickman	11	Blackfoot	13-00.00
8	Drew Burnham	10	Jerome	13-00.00




Discus Throw

1	Matt Lamb	12	Emmett	*187-11
2	Kody Nelson	12	Nampa	149-00
3	Brian Resso	12	Sandpoint	142-09
4	Casey Fonesbeck	11	Preston	141-00
5	Kyle Foiles	12	Moscow	140-04
6	Clint Prestwich	10	Rigby	139-10
7	Zach Thies	9	Caldwell	139-07
8	Brian Firth	12	Preston	138-07



Long Jump

1	Jeremy Burns	12	Preston	21-04.75
2	Kyle Christoffersen	12	Vallivue	21-04.75
3	Neko Stone	11	Caldwell	21-03.25
4	Stew Tracy	11	Bishop Kelly	20-11.75
5	Randy Purcell	11	Blackfoot	20-11.50
6	Scott Bartlett	11	Wood River	20-07.50
7	Eric DeMers	12	Sandpoint	20-03.50
8	Marcus Thayn	10	Emmett	20-00.25



Shot Put

1	Matt Lamb	12	Emmett	*62-01.25
2	Sean Lissy	12	Sandpoint	53-00.50
3	Ryan Helbling	12	Moscow	50-02.00
4	Kimball Arritt	12	Madison	49-11.75
5	Casey Fonesbeck	11	Preston	49-04.75
6	Brian Resso	12	Sandpoint	48-09.00
7	Daniel Galloway	12	Emmett	46-00.50
8	Corbin Miniard	10	Wood River	45-08.25




*New 4A record

4A Boys' Winners, continued




110 Meter Hurdles

1	John Mosman	12	Moscow	15.21
2	Bryce Maybee	10	Madison	15.58
3	Shad Hattaway	12	Kuna	15.72
4	Justin Woodland	11	Kuna	16.01
5	Taylor Ricks	11	Hillcrest	16.03
6	Ryan Kettner	11	Bishop Kelly	16.54
7	Cameron Harrison	12	Hillcrest	16.89
8	Nick Groff	12	Caldwell	17.18




1600 Meter Run

1	Gary Attebury	12	Hillcrest	4:30.02
2	Ben Larsen	11	Hillcrest	4:31.37
3	Steven Potratz	12	Moscow	4:33.73
4	Kyle Donohue	12	Nampa	4:34.02
5	Zach Heeth	12	Nampa	4:35.41
6	Spencer Carter	10	Bishop Kelly	4:36.42
7	Kevin Higgs	10	Nampa	4:36.99
8	Jason Mckee	12	Century	4:38.72




300 Meter Hurdles

1	Blake Mahler	12	Sandpoint	40.16
2	Tyson Cuoio	12	Pocatello	41.18
3	John Mosman	12	Moscow	41.30
4	Taylor Ricks	11	Hillcrest	41.66
5	Brad Reynolds	10	Post Falls	42.03
6	Travis Comstock	11	Vallivue	42.65
7	Shad Hattaway	12	Kuna	43.54
8	Rick Murphy	12	Bonneville	45.14



3200 Meter Run

1	Gary Attebury	12	Hillcrest	9:39.78
2	Ben Larsen	11	Hillcrest	9:49.80
3	Jason Mckee	12	Century	9:52.91
4	Steven Potratz	12	Moscow	9:54.80
5	Bryan Jenkins	11	Nampa	10:03.28
6	Kevin Higgs	10	Nampa	10:12.93
7	Kyle Donohue	12	Nampa	10:15.44
8	Harrison Livsey	12	Hillcrest	10:15.51




100 Meter Dash

1	Rue VanDyke	12	Century	*10.95
2	Brian Earley	12	Blackfoot	11.11
3	Kyle Christoffersen	12	Vallivue	11.14
4	Mike Douglas	11	Nampa	11.22
5	Adam Slaughter	11	Bishop Kelly	11.28
5	Stew Tracy	11	Bishop Kelly	11.28
7	Dillon Finn	12	Madison	11.32
8	Eddie Foust	10	Nampa	11.43




4x100 Meter Relay

1	Bishop Kelly	*43.14
2	Century	43.70
3	Madison	43.78
4	Skyview	44.15
5	Minico	44.27
6	Hillcrest	44.50
7	Sandpoint	44.58
—	Nampa	DNF




200 Meter Dash

1	Kyle Christoffersen	12	Vallivue	22.30
2	Stew Tracy	11	Bishop Kelly	22.41
3	Brian Earley	12	Blackfoot	22.86
4	Adam Slaughter	11	Bishop Kelly	22.94
5	Jacob Nay	12	Bishop Kelly	22.95
6	Jon Dalley	12	Pocatello	23.05
7	Nick Mehalechko	11	Post Falls	23.17
8	Scott Baird	12	Hillcrest	23.30



4x200 Meter Relay

1	Bishop Kelly	*1:30.13
2	Kuna	1:31.41
3	Emmett	1:31.70
4	Hillcrest	1:32.52
5	Century	1:33.07
6	Lakeland	1:33.73
—	Burley	DQ
—	Pocatello	DQ



400 Meter Dash

1	Kyle Christoffersen	12	Vallivue	*49.20
2	Darin Williams	12	Kuna	50.44
3	Dillon Finn	12	Madison	50.80
4	Jeremy Burns	12	Preston	51.25
5	Steve Anderson	10	Vallivue	51.47
6	Jeff Klitgaard	11	Century	51.61
7	Seth Hyde	11	Post Falls	52.57
8	Mercer Owen	12	Minico	54.94




4x400 Meter Relay

1	Madison	3:26.67
2	Century	3:27.17
3	Emmett	3:27.96
4	Skyview	3:31.09
5	Vallivue	3:31.30
6	Kuna	3:33.41
7	Minico	3:33.74
8	Sandpoint	3:36.37



800 Meter Run

1	Zach Heeth	12	Nampa	1:58.77
2	Tevin Gilbert	11	Vallivue	1:58.91
3	Spencer Carter	10	Bishop Kelly	1:58.99
4	Derek Wanders	11	Vallivue	1:59.90
5	Mercer Owen	12	Minico	1:59.94
6	Brandon Sloan	11	Mountain Home	2:01.00
7	Nick Castle	12	Blackfoot	2:01.18
8	Cody Thiel	12	Bonneville	2:01.23



1600 Medley

1	Nampa	3:34.88
2	Bishop Kelly	3:36.02
3	Minico	3:36.80
4	Vallivue	3:37.32
5	Emmett	3:37.86
6	Pocatello	3:37.92
7	Moscow	3:40.69
8	Hillcrest	3:43.96

* New 4A record

3A Girls' Winners

High Jump

1	Angela Storro	11	Priest River	5-02.00
2	Heidi Fehringer	11	American Falls	5-02.00
3	Britta Bartschi	10	South Fremont	5-00.00
3	Jenna Robinson	11	St. Maries	5-00.00
5	Jerrica Zollinger	11	Declo	5-00.00
6	Kaitlin Crawford	10	McCall-Donnelly	4-10.00
6	Madeline Brown	10	Sugar-Salem	4-10.00
8	Macey Jones	9	Declo	4-10.00



100 Meter Hurdles

1	Kalynn Pereira	12	Gooding	16.32
2	Shere' Fewkes	12	Fruitland	16.61
3	Jenna Robinson	11	St. Maries	16.99
4	Amanda Corning	11	Priest River	17.32
5	Tiffani Sessions	11	Salmon	17.32
6	Hailey Swanson	11	McCall-Donnelly	17.79
7	Angela Storro	11	Priest River	17.81
8	Jacy Rose	10	South Fremont	18.10




Pole Vault

1	Shantel Schirado	11	Bonnors Ferry	10-00.00
2	Hanna Prange	12	Salmon	10-00.00
3	Tenny Bowden	11	Payette	10-00.00
4	Rosie McMurrian	12	Payette	9-06.00
5	Natalie Muir	11	Weiser	9-00.00
6	Melissa Porter	11	Snake River	9-00.00
6	Gentry Koyle	9	Gooding	9-00.00
8	Camille Robertson	9	Bonnors Ferry	9-00.00



300 Meter Hurdles

1	Michelle Strasser	12	Middleton	47.88
2	Kaitlin Crawford	10	McCall-Donnelly	48.86
3	Amanda Corning	11	Priest River	48.94
4	Hailey Swanson	11	McCall-Donnelly	49.64
5	Lynn McAlister	11	American Falls	49.97
6	Shayna Daniels	12	Shelley	50.33
7	Kristi Luther	10	St. Maries	50.63
8	Tiffani Sessions	11	Salmon	50.72



Long Jump

1	Shauntae Reihner	12	Middleton	18-00.25
2	Madeline Brown	10	Sugar-Salem	16-08.00
3	Ashly Abramowski	12	Gooding	16-03.50
4	Jessica Stimmel	12	Homedale	16-01.00
5	Cami Wendt	12	Kellogg	15-07.00
6	Jessica Hawkes	12	Sugar-Salem	15-06.50
7	Lynsie Powers	11	Timberlake	15-04.00
8	Katlin Smith	9	Middleton	15-03.25




100 Meter Dash

1	Nicole Darrington	11	Declo	12.81
2	Jessica Stimmel	12	Homedale	13.06
3	AshLee Rey	12	Priest River	13.10
4	Shauntae Reihner	12	Middleton	13.12
5	Ashley Briggs	12	Sugar-Salem	13.18
6	Rachel Jaynes	12	Filer	13.21
7	Jenny Torgerson	11	Salmon	13.42
8	Jamie Brower	12	Kellogg	13.47



Triple Jump

1	Madeline Brown	10	Sugar-Salem	36-01.75
2	Jessica Stimmel	12	Homedale	35-00.50
3	Ashley Briggs	12	Sugar-Salem	34-09.75
4	Lynsie Powers	11	Timberlake	34-09.00
5	Chelsi Hansen	12	Snake River	33-09.00
6	Nicole Darrington	11	Declo	33-08.00
7	Courtney Gould	10	South Fremont	33-06.50
8	Kate English	11	Weiser	32-08.50




200 Meter Dash

1	AshLee Rey	11	Priest River	26.20
2	Nicole Darrington	11	Declo	26.29
3	Ashley Briggs	12	Sugar-Salem	26.94
4	Yesenia Valenzuela	12	Shelley	27.10
5	Jessica Stimmel	12	Homedale	27.11
6	Rachel Jaynes	12	Filer	27.12
7	Shannon Malan	11	Shelley	27.22
8	Chelsea Cazier	10	Timberlake	27.76



Discus Throw

1	Bonnie Millard	12	Priest River	128-04
2	Noelle Jeanblanc	11	Middleton	114-03
3	Cheyenne Andrade	11	Homedale	110-03
4	Kaylena Michaelson	12	Marsh Valley	106-07
5	Michelle Dorris	12	McCall-Donnelly	105-03
6	Sara Bird	10	Shelley	105-02
7	Brittany Harris	10	Kellogg	100-04
8	Samantha Hollinger	11	Kimberly	99-07



400 Meter Dash

1	AshLee Rey	11	Priest River	57.5h
2	Jamie Brower	12	Kellogg	58.6h
3	Nicole Darrington	11	Declo	58.7h
4	Lindsay Heimkes	12	Filer	1:00.7h
5	Chelsea Cazier	10	Timberlake	1:01.1h
6	Jenae Root	9	Middleton	1:01.3h
7	Lacy Hopkins	9	Priest River	1:01.5h
8	Yesenia Valenzuela	12	Shelley	1:02.4h



Shot Put

1	Katie Poston	10	Bonnors Ferry	44-03.25
2	Tiana Ili	12	South Fremont	40-10.50
3	Samantha Hollinger	11	Kimberly	35-05.25
4	Bonnie Millard	12	Priest River	35-05.25
5	Hanna Prange	12	Salmon	32-10.50
6	Jamie Snow	11	American Falls	32-10.00
7	Michelle Dorris	12	McCall-Donnelly	32-09.25
8	Noelle Jeanblanc	11	Middleton	32-06.50



800 Meter Run

1	Kate Eborn	11	Bear Lake	2:22.16
2	April Jaynes	10	Buhl	2:23.12
3	Stephanie Kidman	11	Shelley	2:23.86
4	Alicia Phillips	12	Buhl	2:25.92
5	Kristi Luther	10	St. Maries	2:26.13
6	Lynsey Seltenrich	11	Kellogg	2:26.27
7	Macey Jones	9	Declo	2:26.62
8	Layna Oyervides	11	Weiser	2:26.96




3A Girls' Winners, continued




1600 Meter Run

1	Kate Eborn	11	Bear Lake	5:25.28
2	Whitney Payment	10	Priest River	5:29.59
3	Sarah Armstrong	12	McCall-Donnelly	5:34.08
4	Macey Jones	9	Declo	5:34.51
5	Cydney Jacobson	9	Bear Lake	5:34.59
6	Casey Hampton	10	Bonnors Ferry	5:36.73
7	Kieley Hayden	10	American Falls	5:41.75
8	Becca Wiggins	9	Weiser	5:43.97



4x200 Meter Relay

1	Middleton	1:49.63
2	Shelley	1:49.85
3	Kellogg	1:49.88
4	Salmon	1:50.25
5	Teton	1:50.42
6	Gooding	1:50.83
7	Weiser	1:52.68
8	Snake River	1:53.63




3200 Meter Run

1	Kate Eborn	11	Bear Lake	11:53.96
2	Cydney Jacobson	9	Bear Lake	11:58.33
3	Becca Wiggins	9	Weiser	12:00.96
4	Whitney Payment	10	Priest River	12:04.88
5	Macey Jones	9	Declo	12:19.49
6	Sarah Armstrong	12	McCall-Donnelly	12:27.02
7	Melody Braden	9	Bonnors Ferry	12:29.77
8	Skye Burch	10	Declo	12:32.93




4x400 Meter Relay

1	Middleton	4:12.51
2	Priest River	4:12.83
3	Gooding	4:14.47
4	Filer	4:18.89
5	McCall-Donnelly	4:22.15
6	Timberlake	4:22.83
7	Bear Lake	4:23.69
8	Shelley	4:26.51



4x100 Meter Relay

1	Gooding	51.86
2	Fruitland	52.01
3	Salmon	52.14
4	Timberlake	52.72
5	Snake River	52.85
6	Filer	53.02
7	Teton	53.56
—	Middleton	DNF



800 Sprint Medley


1	Kellogg	1:54.70
2	Sugar-Salem	1:55.32
3	Shelley	1:55.46
4	Filer	1:55.49
5	Middleton	1:57.46
6	Gooding	1:58.29
7	Snake River	1:59.76
8	Payette	2:00.34

3A Boys' Winners



High Jump

1	Tom Dillon	12	Payette	6-04.00
2	Tyson Gunter	12	Marsh Valley	6-02.00
3	Jason Allen	12	Filer	6-02.00
4	Jared Freeman	10	South Fremont	6-00.00
5	Tyson Johnson	12	Declo	6-00.00
6	Judd Spencer	11	Buhl	6-00.00
7	Clint Webb	11	Declo	5-10.00
8	Brett Nichols	12	Salmon	5-08.00



Triple Jump

1	Tom Dillon	12	Payette	43-04.50
2	Robbie Thompson	12	Teton	42-06.75
3	Trevor Dschaak	12	Declo	42-06.50
4	Kyle Root	12	Middleton	42-05.75
5	Hadley Miller	11	South Fremont	42-01.75
6	Jared Andreas	11	Kimberly	41-09.50
7	Brett Nichols	12	Salmon	41-07.75
8	Chad Allen	11	Declo	41-05.75



Pole Vault

1	Hank Yergler	12	Kellogg	12-06.00
2	Austin Bockelman	11	Salmon	12-06.00
3	John Macklin	10	Timberlake	12-06.00
4	Abram Salcedo	11	Payette	12-00.00
5	Jordan Anderson	12	Declo	12-00.00
6	Kurt Nelson	12	Gooding	12-00.00
7	Jake Archer	11	Timberlake	12-00.00
8	Cody Rogers	12	Gooding	11-00.00
8	Michael Commons	12	Salmon	11-00.00




Discus Throw

1	Brad Silvester	12	Filer	147-09
2	Chris Ingebritsen	11	Fruitland	147-02
3	Mikel Overgaard	10	Weiser	140-10
4	Randy Cork	12	Priest River	138-03
5	Jordan Crane	12	Kimberly	136-08
6	Ben Tibbits	11	Salmon	135-05
7	Ren Jones	12	Timberlake	134-03
8	Terence Thomas	9	Homedale	131-04



Long Jump

1	Mike Hurd	11	Payette	22-00.75
2	Cameron Allen	12	Kimberly	21-07.00
3	Tom Dillon	12	Payette	20-00.75
4	J.R. Burt	11	Fruitland	19-11.50
5	Zak Croft	11	Shelley	19-08.25
6	Eric Lambert	12	Timberlake	19-06.75
7	Evan Turner	9	Gooding	19-06.00
8	Tyson Gunter	12	Marsh Valley	19-04.75



Shot Put

1	Brad Silvester	12	Filer	50-10.00
2	Randy Cork	12	Priest River	47-06.50
3	Adam Furlin	9	Kellogg	44-11.25
4	Tysten Porter	10	Salmon	44-11.00
5	Travis Drake	12	McCall-Donnelly	44-09.50
6	Tanner Lamprecht	12	Snake River	44-02.25
7	Matt Carey	11	Bonnors Ferry	43-11.00
8	Justin Syme	11	Weiser	43-10.00

3A Boys' Winners, continued



110 Meter Hurdles

- 1 Mike Hurd
- 2 Brad Silvester
- 3 Kyle Root
- 4 Todd Fereday
- 5 Jeremy Fullmer
- 6 Brian Bingham
- 7 Travis Maynard
- John Macklin

- | | | |
|----|-----------------|-------|
| 11 | Payette | 15.28 |
| 12 | Filer | 15.41 |
| 12 | Middleton | 16.08 |
| 10 | McCall-Donnelly | 16.77 |
| 12 | South Fremont | 17.01 |
| 11 | Snake River | 17.31 |
| 10 | Shelley | 17.32 |
| 10 | Timberlake | DNF |



1600 Meter Run


- | | | | | |
|---|--------------------|----|---------------|---------|
| 1 | Dallas Eborn | 12 | Bear Lake | 4:26.43 |
| 2 | Bryce Fletcher | 12 | Teton | 4:31.17 |
| 3 | Frank Lagrimanta | 10 | Timberlake | 4:33.17 |
| 4 | Francisco Pacheco | 12 | Shelley | 4:34.88 |
| 5 | Adam Hall | 11 | Bonnors Ferry | 4:36.98 |
| 6 | Tyrell Woodbury | 12 | Sugar-Salem | 4:38.52 |
| 7 | Pierre Badiumzzman | 12 | St. Maries | 4:40.20 |
| 8 | Trevor Dschaak | 12 | Declo | 4:40.73 |



300 Meter Hurdles

- 1 Mike Hurd
- 2 Kyle Root
- 3 Brad Silvester
- 4 Levi Powers
- 5 Travis Maynard
- 6 Tyler Harris
- 7 Jeremy Fullmer

- | | | |
|----|---------------|-------|
| 11 | Payette | 39.38 |
| 12 | Middleton | 40.38 |
| 12 | Filer | 41.00 |
| 9 | Timberlake | 42.00 |
| 10 | Shelley | 42.40 |
| 10 | Middleton | 43.13 |
| 12 | South Fremont | 43.70 |



3200 Meter Run


- | | | | | |
|---|-------------------|----|-----------------|----------|
| 1 | Dallas Eborn | 12 | Bear Lake | 9:33.18 |
| 2 | Francisco Pacheco | 12 | Shelley | 9:47.98 |
| 3 | Ian Faurot | 11 | McCall-Donnelly | 9:48.18 |
| 4 | Bryce Fletcher | 12 | Teton | 9:48.88 |
| 5 | Frank Lagrimanta | 10 | Timberlake | 9:58.45 |
| 6 | Tyler Zwiers | 11 | Timberlake | 10:05.24 |
| 7 | Andrew Fletcher | 12 | Declo | 10:12.02 |
| 8 | Jake Timothy | 10 | Bear Lake | 10:22.98 |



100 Meter Dash

- 1 Mike Hurd
- 2 Adam Smith
- 3 Grant Wildman
- 4 Tyeson Anderson
- 5 Brant Jeppesen
- 6 John Young
- 7 Casey Dabney
- 8 Cameron Allen

- | | | |
|----|-----------------|-------|
| 11 | Payette | 11.12 |
| 11 | Fruitland | 11.31 |
| 10 | McCall-Donnelly | 11.44 |
| 11 | Kimberly | 11.46 |
| 12 | Sugar-Salem | 11.48 |
| 10 | Snake River | 11.51 |
| 10 | Filer | 11.62 |
| 12 | Kimberly | 11.77 |



4x100 Meter Relay

- | | | |
|---|--------------|-------|
| 1 | Kimberly | 43.82 |
| 2 | Fruitland | 44.47 |
| 3 | Sugar-Salem | 45.30 |
| 4 | Shelley | 45.33 |
| 5 | Snake River | 45.58 |
| 6 | Middleton | 45.67 |
| 7 | Marsh Valley | 45.74 |
| 8 | Timberlake | 47.56 |



200 Meter Dash


- 1 Seth Patton
- 2 Adam Smith
- 3 Grant Wildman
- 4 Tyeson Anderson
- 5 John Young
- 6 Nick Puckett
- 7 Garrett Brumet
- 8 Brant Jeppesen

- | | | |
|----|-----------------|-------|
| 12 | Kellogg | 22.81 |
| 11 | Fruitland | 22.82 |
| 10 | McCall-Donnelly | 23.34 |
| 11 | Kimberly | 23.42 |
| 10 | Snake River | 23.51 |
| 9 | Timberlake | 23.66 |
| 10 | Payette | 23.70 |
| 12 | Sugar-Salem | 23.94 |



4x200 Meter Relay

- | | | |
|---|-----------------|---------|
| 1 | Kimberly | 1:32.35 |
| 2 | Sugar-Salem | 1:32.90 |
| 3 | Middleton | 1:32.91 |
| 4 | Payette | 1:33.33 |
| 5 | Snake River | 1:35.22 |
| 6 | Marsh Valley | 1:35.53 |
| 7 | McCall-Donnelly | 1:36.60 |
| 8 | Bonnors Ferry | 1:37.90 |



400 Meter Dash


- 1 Seth Patton
- 2 Casey Dabney
- 3 Tyrell Dial
- 4 Nick Puckett
- 5 Garrett Brumet
- 6 Ty Weber
- 7 Casey Denton
- 8 Francisco Pacheco

- | | | |
|----|------------|-------|
| 12 | Kellogg | 50.2h |
| 10 | Filer | 50.5h |
| 10 | Shelley | 50.8h |
| 9 | Timberlake | 50.8h |
| 10 | Payette | 51.3h |
| 11 | Middleton | 51.7h |
| 10 | Timberlake | 52.0h |
| 12 | Shelley | 52.6h |



4x400 Meter Relay

- | | | |
|---|------------|---------|
| 1 | Filer | 3:28.56 |
| 2 | Middleton | 3:29.93 |
| 3 | Payette | 3:32.54 |
| 4 | Timberlake | 3:32.60 |
| 5 | Gooding | 3:33.18 |
| 6 | Teton | 3:34.00 |
| 7 | Declo | 3:34.01 |
| 8 | Bear Lake | 3:36.33 |



800 Meter Run

- 1 Dallas Eborn
- 2 Jake Fulwiler
- 3 Ian Faurot
- 4 Bryce Fletcher
- 5 Trevor Dschaak
- 6 Andrew Fletcher
- 7 Luke Samford
- 8 Aaron Scott

- | | | |
|----|-----------------|---------|
| 12 | Bear Lake | 1:56.44 |
| 12 | Timberlake | 2:00.38 |
| 11 | McCall-Donnelly | 2:01.26 |
| 12 | Teton | 2:01.58 |
| 12 | Declo | 2:01.73 |
| 12 | Declo | 2:02.30 |
| 11 | St. Maries | 2:03.19 |
| 12 | Weiser | 2:03.45 |



1600 Medley

- | | | |
|---|-----------------|---------|
| 1 | Kellogg | 3:38.49 |
| 2 | Shelley | 3:39.53 |
| 3 | McCall-Donnelly | 3:39.87 |
| 4 | Timberlake | 3:43.90 |
| 5 | Weiser | 3:45.91 |
| 6 | Bear Lake | 3:51.20 |
| 7 | Filer | 3:54.47 |
| — | Teton | DQ |

2A Girls' Winners




Girls High Jump

1	Jaynie Goodbody	12	Wendell	5-06.00
2	Breeana Chadez	11	Marsing	5-04.00
2	Savanna Silcock	10	Butte County	5-04.00
4	Debbie Pederson	12	Grangeville	5-02.00
5	KristiJill Davies	11	Butte County	5-02.00
6	Amanda Robinson	11	Challis	5-00.00
7	Maurie Christensen	11	Soda Springs	5-00.00
8	Lindsay Wood	11	Valley	4-10.00



100 Meter Hurdles

1	Heidi Hopkins	11	Firth	15.21
2	Katie Pridgen	11	Nampa Christian	16.16
3	Bailey Guthrie	9	Firth	17.34
4	Marie Green	12	Parma	17.42
5	Ashley Gambles	11	Soda Springs	17.60
6	Stacia Skidmore	12	West Jefferson	17.88
7	Alyssa Peacock	9	Malad	17.88
8	MJ Usabel	11	Marsing	18.70



Pole Vault

1	MJ Usabel	11	Marsing	9-06.00
2	Katie Butler	9	Firth	9-00.00
3	Oleva Burns	11	Valley	9-00.00
4	Emily Romero	10	Melba	9-00.00
5	Katelyn Holzer	11	Orofino	8-06.00
6	Christina Colvin	9	New Plymouth	8-06.00
7	Genie Coates	10	Melba	8-06.00
8	Lacey Gilmer	10	Soda Springs	8-00.00
8	Katelynn Wilson	9	Firth	8-00.00




300 Meter Hurdles

1	Heidi Hopkins	11	Firth	45.43
2	Marie Green	12	Parma	47.04
3	Katie Pridgen	11	Nampa Christian	47.78
4	Stacia Skidmore	12	West Jefferson	48.30
5	Brenda Wampler	12	Aberdeen	48.43
6	Mary Truong	12	Grangeville	48.44
7	Amy Huffman	12	Orofino	49.23
8	Alyssa Peacock	9	Malad	49.53



Long Jump

1	Heidi Hopkins	11	Firth	16-10.25
2	Cassidee Langston	10	Kamiah	16-06.50
3	Stacia Skidmore	12	West Jefferson	16-05.50
4	Brenda Wampler	12	Aberdeen	16-05.00
5	Abbie Beutler	9	West Side	16-04.00
6	Ellen Rouse	9	Orofino	16-00.50
7	Savanna Silcock	10	Butte County	15-11.50
8	Ondrea Palmer	9	Potlatch	15-08.75




100 Meter Dash

1	Jaynie Goodbody	12	Wendell	12.87
2	Ellen Rouse	9	Orofino	12.88
3	Zandrea Nelson	9	Valley	13.32
4	Kayla Heskett	12	North Fremont	13.37
5	Ondrea Palmer	9	Potlatch	13.50
6	Jenn DeGroot	12	New Plymouth	13.51
7	Michelle Christensen	12	Soda Springs	13.57
8	Abbie Beutler	9	West Side	13.93



Triple Jump

1	Debbie Pederson	12	Grangeville	35-08.00
2	Stacia Skidmore	12	West Jefferson	34-09.50
3	Krystina Barnes	12	Valley	34-04.50
4	Savanna Silcock	10	Butte County	34-02.50
5	Christon Vander Esch	12	Grangeville	34-00.25
6	Mary Truong	12	Grangeville	32-07.50
7	Breeana Chadez	11	Marsing	32-06.00
8	Lisa Huffman	11	Orofino	32-01.50




200 Meter Dash

1	Ellen Rouse	9	Orofino	26.34
2	Jaynie Goodbody	12	Wendell	26.39
3	Zandrea Nelson	9	Valley	26.51
4	Kirstin Buttars	10	West Side	27.44
5	Cassidee Langston	10	Kamiah	27.77
6	Kayla Heskett	12	North Fremont	27.79
7	Amanda Robinson	11	Challis	27.96
8	Chelsea Skinner	10	Soda Springs	28.14



Discus Throw

1	Holly Graham	12	Clearwater Valley	109-09
2	BreAnne Baird	10	Kamiah	106-00
3	Crystal Hixson	11	Orofino	103-07
4	Kathryn Spence	11	Grangeville	100-05
5	Cyri Dixon	10	Ririe	100-00
6	Ashley Barrus	12	Firth	97-01
7	Angela Crabtree	11	Grangeville	96-04
8	Ashley Wakley	11	Malad	95-03




400 Meter Dash

1	Zandrea Nelson	9	Valley	58.8h
2	Kirstin Buttars	10	West Side	1:00.4h
3	Ellen Rouse	9	Orofino	1:01.2h
4	Lindsay Wood	11	Valley	1:01.2h
5	Stephanie McPherson	11	Orofino	1:01.8h
6	Jamie Hubbs	11	Ririe	1:03.2h
7	Alycia Link	12	Nampa Christian	1:03.4h
8	Ashley Barrus	12	Firth	1:04.0h



Shot Put

1	Christon Vander Esch	12	Grangeville	39-09.25
2	Jaynie Goodbody	12	Wendell	38-08.75
3	Holly Graham	12	Clearwater Valley	36-02.25
4	Kathryn Spence	11	Grangeville	34-11.75
5	Crystal Hixson	11	Orofino	34-07.00
6	Kelsey Dehoney	12	Valley	33-07.75
7	Brianna Kammeyer	11	Melba	30-11.25
8	Cyri Dixon	10	Ririe	29-07.75



800 Meter Run


1	Jaclyn Puga	10	Nampa Christian	2:21.81
2	Ashley Puga	12	Nampa Christian	2:22.44
3	Miriam Reardon	11	Grangeville	2:24.68
4	Lisa Romer	9	Valley	2:25.52
5	Stephanie McPherson	11	Orofino	2:27.11
6	Andra Holdaway	9	West Jefferson	2:28.02
7	Katie Mckie	9	New Plymouth	2:28.82
8	Jennifer Schiess	11	Firth	2:29.98

2A Girls' Winners, continued




1600 Meter Run

1	Ashley Puga	12	Nampa Christian	5:24.83
2	Jaclyn Puga	10	Nampa Christian	5:27.47
3	Andra Holdaway	9	West Jefferson	5:30.07
4	Laken Skidmore	9	West Jefferson	5:30.78
5	Lisa Romer	9	Valley	5:31.92
6	Jennifer Schiess	11	Firth	5:35.52
7	Lacy Holder	10	Firth	5:36.97
8	Andrea Reed	12	Ririe	5:41.91



4x200 Meter Relay

1	Grangeville	1:49.00
2	Orofino	1:50.49
3	Firth	1:50.66
4	Soda Springs	1:51.69
5	Nampa Christian	1:52.66
6	Ririe	1:55.06
7	New Plymouth	1:55.67
8	Valley	2:01.13




3200 Meter Run

1	Ashley Puga	12	Nampa Christian	11:38.93
2	Laken Skidmore	9	West Jefferson	11:45.04
3	Jaclyn Puga	10	Nampa Christian	11:46.44
4	Lisa Romer	9	Valley	11:48.00
5	Brooke Nielsen	10	Firth	12:12.63
6	Andrea Reed	12	Ririe	12:16.47
7	Jamie Brown	12	Ririe	12:19.39
8	Haiden Siepert	10	Soda Springs	12:30.35



4x400 Meter Relay

1	Grangeville	4:07.88
2	Valley	4:08.15
3	Orofino	4:13.62
4	Nampa Christian	4:15.84
5	Firth	4:20.46
6	Ririe	4:21.89
7	Soda Springs	4:30.51
—	New Plymouth	FS



4x100 Meter Relay

1	Soda Springs	52.24
2	New Plymouth	52.35
3	Kamiah	52.69
4	Grangeville	53.47
5	Nampa Christian	53.84
6	Orofino	54.46
7	Firth	54.57
8	Wendell	58.35



800 Sprint Medley

1	West Side	1:55.46
2	Firth	1:55.47
3	Orofino	1:55.56
4	Nampa Christian	1:56.77
5	Grangeville	1:57.37
6	Kamiah	1:58.28
7	New Plymouth	1:59.79
—	Valley	DQ

2A Boys' Winners



Boys High Jump

1	Clinton Silcock	12	Butte County	6-06.00
2	Mike Wampler	12	Aberdeen	6-04.00
3	Andrew McCombs	10	Aberdeen	6-00.00
4	Frank Phillips	10	Challis	6-00.00
5	Bryan Murphy	12	Kamiah	6-00.00
6	James Carrillo	10	Wendell	5-08.00
7	Chris Covey	11	Marsing	5-08.00
8	Don McCullough	11	Soda Springs	5-08.00



Triple Jump

1	Mike Wampler	12	Aberdeen	45-06.75
2	Michael Copeland	12	Orofino	43-01.00
3	Kody Cochrell	10	Orofino	41-07.00
4	Devin Crane	10	Challis	41-06.75
5	Taigan Neibaur	10	Grace	41-02.25
6	Matt Vaartstra	12	Nampa Christian	40-03.50
7	Hyrum Blaylock	12	Parma	39-08.00
8	Don McCullough	11	Soda Springs	39-03.00




Pole Vault

1	Zac Brewington	11	Firth	13-06.00
2	Jack Tousley	11	Kamiah	13-00.00
3	Colton Erickson	11	Soda Springs	12-06.00
4	Sterling Snedigar	12	Firth	12-06.00
5	Jerrold Portman	10	Orofino	12-06.00
6	Stuart Rupp	11	Kamiah	12-00.00
7	Alan Ringen	12	Kamiah	12-00.00
7	Sam Butler	11	Firth	12-00.00




Discus Throw

1	Brett McKinnon	12	Firth	166-02
2	Cody Heller	12	Marsing	146-01
3	TJ King	11	Wendell	142-09
4	Blake VanEtten	9	Butte County	141-02
5	Charlie Randall	11	Melba	137-00
6	Sam Sells	12	Parma	136-03
7	Reed Allen	12	Grangeville	136-01
8	Tyson Bowers	11	Wendell	134-04



Long Jump


1	Mike Wampler	12	Aberdeen	21-02.75
2	Michael Copeland	12	Orofino	21-02.75
3	Jeff Meyers	11	Nampa Christian	21-00.50
4	Tristan Mitchell	12	Melba	20-10.75
5	Alex Wollen	11	Soda Springs	20-10.25
6	Devin Crane	10	Challis	20-00.25
7	Justin Poulson	12	Firth	19-08.50
8	Taigan Neibaur	10	Grace	19-04.25



Shot Put

1	Cody Heller	12	Marsing	51-00.00
2	Brian Merrick	11	Parma	49-01.00
3	Blake VanEtten	9	Butte County	47-08.25
4	Sam Sells	12	Parma	46-02.00
5	Nathan Uhlorn	11	Kamiah	45-11.50
6	Justin Higginson	10	Firth	45-00.50
7	Dustin McKinlay	12	Firth	44-09.50
8	Reed Allen	12	Grangeville	43-11.00

2A Boys' Winners, continued




110 Meter Hurdles

1	Ross Deardorff	12	New Plymouth	15.32
2	Justin Poulson	12	Firth	15.98
3	Brady Robbins		Malad	16.30
4	CJ Krie	10	Orofino	16.66
5	Trevor Mecham	11	Firth	16.93
6	Matt Arendse	9	Nampa Christian	16.97
7	Glen Hance	11	Glenns Ferry	18.95



1600 Meter Run

1	Keane Shuler	12	Soda Springs	4:36.01
2	Steve Atkinson	12	Malad	4:41.91
3	Seth Clark	11	Grangeville	4:42.55
4	Cassidy Bowser	12	Orofino	4:43.59
5	Trevor Price	12	Malad	4:44.57
6	Blake Skidmore	10	West Jefferson	4:46.66
7	Brad Peterson	12	Firth	4:48.25
8	Darwin King	12	Butte County	4:48.47




300 Meter Hurdles

1	Justin Poulson	12	Firth	40.64
2	Chris Jones	12	Orofino	40.87
3	Trevor Mecham	11	Firth	41.41
4	Ross Deardorff	12	New Plymouth	42.23
5	Brady Robbins		Malad	42.70
6	Matt Ivie	10	Firth	43.13
7	Glen Hance	11	Glenns Ferry	44.07
8	Brad Popoff	10	Orofino	44.10



3200 Meter Run

1	Steve Atkinson	12	Malad	9:40.60
2	Seth Clark	11	Grangeville	10:15.20
3	Blake Skidmore	10	West Jefferson	10:15.62
4	Trevor Price	12	Malad	10:18.44
5	Zeke Wilson	9	Challis	10:22.13
6	Casey Ward	11	Firth	10:23.74
7	Cassidy Bowser	12	Orofino	10:24.80
8	Tony Brown	10	Soda Springs	10:28.58



100 Meter Dash

1	Kyle Brown	12	Ririe	11.26
2	Hyrum Blaylock	12	Parma	11.40
3	Sam Jensen	12	Firth	11.43
4	Darren Maughn	11	Soda Springs	11.54
5	Tristan Mitchell	12	Melba	11.60
6	Josh Corbridge	12	Malad	11.60
7	Colton Erickson	11	Soda Springs	11.72
8	Hans Nederend	12	Nampa Christian	11.78




4x100 Meter Relay

1	Nampa Christian	44.60
2	Malad	45.01
3	Firth	45.04
4	Soda Springs	45.36
5	Parma	45.36
6	Orofino	45.60
7	Kamiah	45.62
8	Glenns Ferry	46.68



200 Meter Dash

1	Hyrum Blaylock	12	Parma	23.31
2	Kyle Brown	12	Ririe	23.49
3	Josh Corbridge	12	Malad	23.57
4	Hans Nederend	12	Nampa Christian	23.60
5	Tristan Mitchell	12	Melba	23.81
6	Tyler Gohring	11	West Side	24.00
7	Taigan Neibaur	10	Grace	24.48
8	Sam Jensen	12	Firth	37.83



4x200 Meter Relay

1	Nampa Christian	1:33.51
2	Soda Springs	1:33.62
3	Kamiah	1:34.06
4	Firth	1:34.44
5	Orofino	1:35.11
6	Ririe	1:35.32
7	Grangeville	1:36.14
8	Glenns Ferry	1:37.32




400 Meter Dash

1	Brett McKinnon	12	Firth	50.4h
2	Isaac Hull	12	Orofino	51.2h
3	Thomas Huffaker	12	Firth	51.9h
4	Kamas Reel	11	Malad	52.0h
5	Tommy Hickey	10	Nampa Christian	52.4h
6	Nathan Williams	11	Firth	52.5h
7	Jeff Wagner	12	Soda Springs	52.8h
8	Brian Crecelius	12	Orofino	1:06.1h



4x400 Meter Relay

1	Firth	3:28.31
2	Orofino	3:28.61
3	Nampa Christian	3:34.02
4	Soda Springs	3:35.42
5	Ririe	3:37.11
6	Grangeville	3:37.98
7	West Side	3:40.04
8	Wendell	3:40.39



800 Meter Run

1	Keane Shuler	12	Soda Springs	1:59.58
2	Steve Atkinson	12	Malad	2:00.05
3	Tyler Jones	11	North Fremont	2:01.25
4	Brad Ivie	12	Firth	2:02.49
5	Seth Clark	11	Grangeville	2:03.02
6	Brandon Couch	11	Nampa Christian	2:03.53
7	Jake Walker	12	Firth	2:03.89
8	Jason Brough	10	Glenns Ferry	2:05.05




1600 Medley

1	Firth	3:41.51
2	Soda Springs	3:43.18
3	Orofino	3:44.48
4	Grangeville	3:48.92
5	Nampa Christian	3:49.31
6	New Plymouth	3:57.22
7	North Fremont	3:57.28
8	Wendell	4:02.06

1A Girls' Winners


High Jump

1	Darcy Collins	11	Kootenai	*5-04.25
2	Charlene Huston	10	Garden Valley	4-10.00
3	Kendra Willms	10	Kootenai	4-10.00
4	Brooke Critchfield	11	Oakley	4-08.00
5	Whitney Whitworth	10	Mackay	4-08.00
5	Sasha Reuben	9	Lapwai	4-08.00
7	Katie Strunk	11	Shoshone	4-08.00
8	Jordan Emmerson	11	Cole Valley Christian	4-08.00




100 Meter Hurdles

1	Darcy Collins	11	Kootenai	*15.40
2	Tabitha Sonnen	10	Prairie	17.03
3	Kristen Egbert	11	Murtaugh	17.39
4	Savana Jones	11	Raft River	17.74
5	Beth McLam	11	Camas County	17.78
6	Codi Riggers	10	Lapwai	17.91
7	Spencer Thomason	11	Highland	18.08
8	Lindsay Critchfield	11	Oakley	18.09




Pole Vault

1	Jordan Kincheloe	11	Kootenai	9-03.00
2	Stefanie Blackburn	11	Kootenai	8-06.00
3	Gracie Sartori	10	Cascade	8-06.00
4	Nicole Harper	9	Raft River	8-00.00
5	Codi Riggers	10	Lapwai	8-00.00
6	Katie Johnson	12	Horseshoe Bend	7-06.00
7	Saige Harrington	11	Idaho City	7-06.00
7	Melinda Mizer	10	Nezperce	7-06.00



300 Meter Hurdles

1	Darcy Collins	11	Kootenai	*45.57
2	Tabitha Sonnen	10	Prairie	49.75
3	Kristen Egbert	11	Murtaugh	50.04
4	Charlene Huston	10	Garden Valley	50.81
5	Savana Jones	11	Raft River	51.06
6	Kalee Kinyon	10	Genesee	52.47
7	Beth McLam	11	Camas County	52.64
8	Spencer Thomason	11	Highland	53.78




Long Jump

1	Shantay Hall	10	North Gem	16-01.50
2	Sydney McKelvey	10	Mackay	15-10.50
3	Gina Holthaus	9	Prairie	15-07.25
4	Lisa Lee	12	Raft River	15-05.50
5	Cherry Ward	11	Raft River	15-03.00
6	Juliana Sobczyk	9	Genesee	15-01.25
7	Ellie Cantrell	9	Rimrock	15-00.00
8	Tiffanie McCall	12	Troy	14-08.25




100 Meter Dash

1	Nicole Nida	10	Prairie	12.93
2	Danielle Browning	11	Kendrick	13.07
3	Shantay Hall	10	North Gem	13.24
4	Danielle Reiss	11	Cambridge	13.30
5	Emily McCutchan	11	Cole Valley Christian	13.34
6	Megan Vallez	12	Hagerman	13.68
7	Katie Strunk	11	Shoshone	13.75
8	Hannah Bolton	9	Idaho City	14.03




Triple Jump

1	Emily McCutchan	11	Cole Valley Christian	34-03.00
2	Layne Tucker	10	Garden Valley	33-01.50
3	Lisa Lee	12	Raft River	33-00.25
4	Vanessa Sonnen	12	Prairie	32-10.50
5	Sydney McKelvey	10	Mackay	32-04.25
6	Morgan Hubsmith	9	Richfield	32-03.50
7	Angela Kent	10	Richfield	31-05.50
8	Heather Rininger	12	Cambridge	31-02.00



200 Meter Dash

1	Darcy Collins	11	Kootenai	*26.27
2	Nicole Nida	10	Prairie	26.80
3	Danielle Reiss	11	Cambridge	27.24
4	Emily McCutchan	11	Cole Valley Christian	27.51
5	Katlyn Valerio	10	Mullan	27.78
6	Layne Tucker	10	Garden Valley	27.84
7	Heidi Ronningen	9	Cd'A Charter Academy	28.08
8	Angie Wolgemuth	9	Greenleaf Friends	28.09



Discus Throw

1	Nikita Amy	11	Kootenai	122-07
2	Megn Thomason	11	Highland	113-09
3	Chelsea Dryden	12	Meadows Valley	112-08
4	Megan Boll	12	Cambridge	106-02
5	Jessica Thorpe	12	Hansen	105-02
6	Ally Ritch	12	Cascade	103-11
7	Katie Gocken	12	Cascade	103-09
8	Mishell Perkins	12	North Gem	103-08




400 Meter Dash

1	Danielle Reiss	11	Cambridge	1:00.4h
2	Nicole Nida	10	Prairie	1:00.9h
3	Jessica Zollinger	10	Mackay	1:01.00.9h
4	Brigitte Bottini	10	Troy	1:01.8h
5	Heidi Ronningen	9	Cd'A Charter Academy	1:02.3h
6	Angie Wolgemuth	9	Greenleaf Friends	1:03.0h
7	Shantay Hall	10	North Gem	1:04.9h



Shot Put

1	Megan Boll	12	Cambridge	37-02.00
2	Michaelah Busse	12	Meadows Valley	34-06.25
3	Jessica Thorpe	12	Hansen	34-05.50
4	Molly Warner	12	Kendrick	34-03.75
5	Nikita Amy	11	Kootenai	33-07.00
6	Sara Jackson	12	Hagerman	33-03.25
7	Rebecca Hernandez	11	Hagerman	32-09.25
8	Katie Gocken	12	Cascade	32-04.25



800 Meter Run

1	Jessica Zollinger	10	Mackay	2:26.62
2	Rachael Park	10	Genesee	2:28.04
3	Heather Rininger	12	Cambridge	2:29.56
4	Shannell Knight	12	Hagerman	2:30.67
5	Sasha Reuben	9	Lapwai	2:32.20
6	Saige Harrington	11	Idaho City	2:35.11
7	E. Hetrick	12	Greenleaf Friends	2:36.82
8	Jessica Lakey	9	Council	2:38.00



* New 1A Record


1A Girls' Winners, continued



1600 Meter Run

- 1 Hannah Hunting
- 2 Katie Johnson
- 3 Beth Bailey
- 4 Darcy Hiatt
- 5 Brooke Norman
- 6 Lisa Lee
- 7 Kristine Smith
- 8 Ashley Luttmr

- 10 Cole Valley Christian 5:37.35
- 12 Horseshoe Bend 5:37.64
- 10 Troy 5:38.01
- 12 Richfield 5:45.45
- 12 Richfield 5:46.80
- 12 Raft River 5:47.50
- 10 Meadows Valley 5:52.95
- 9 Hagerman 5:57.70



4x200 Meter Relay

- 1 Prairie 1:50.91
- 2 Kendrick 1:51.60
- 3 Genesee 1:52.94
- 4 Raft River 1:52.95
- 5 Idaho City 1:57.01
- 6 Greenleaf Friends 1:58.47
- 7 Oakley 1:58.80
- 8 Rockland 1:59.80



3200 Meter Run


- 1 Brooke Norman
- 2 Hannah Hunting
- 3 Katie Johnson
- 4 Kristine Smith
- 5 Kori Bingham
- 6 Beth Bailey
- 7 Darcy Hiatt
- 8 Bridget Schwenne

- 12 Richfield 12:18.76
- 10 Cole Valley Christian 12:30.21
- 12 Horseshoe Bend 12:37.13
- 10 Meadows Valley 12:40.44
- 10 Shoshone 12:48.66
- 10 Troy 12:57.02
- 12 Richfield 13:12.01
- 10 Genesee 13:14.52




4x400 Meter Relay

- 1 Mackay 4:20.78
- 2 Troy 4:23.40
- 3 Raft River 4:23.77
- 4 Greenleaf Friends 4:24.25
- 5 Genesee 4:25.08
- 6 Timberline 4:26.17
- 7 Richfield 4:35.51
- 8 Idaho City 4:42.27



4x100 Meter Relay

- 1 Kendrick 52.60
- 2 Prairie 52.82
- 3 Garden Valley 53.05
- 4 Oakley 53.97
- 5 Raft River 54.06
- 6 Greenleaf Friends 54.52
- 7 Mackay 54.82
- 8 Camas County 1:01.21



800 Sprint Medley

- 1 Troy 1:56.53
- 2 Mackay 1:57.52
- 3 Prairie 1:58.17
- 4 Kendrick 1:59.89
- 5 Greenleaf Friends 2:01.43
- 6 Raft River 2:02.49
- 7 Dietrich 2:03.72
- 8 Idaho City 2:09.44

1A Boys' Winners



High Jump

- 1 Wrangler Williams
- 2 Jeff Harris
- 3 Chase Lee
- 4 Kyle King
- 5 Jace Southwick
- 6 Braden Barrett
- 6 Anthony Beskoon
- 6 Andy Jones

- 12 Mackay 6-04.00
- 11 Nezperce 6-02.00
- 10 Camas County 6-00.00
- 12 Hansen 5-10.00
- 10 Horseshoe Bend 5-10.00
- 12 Raft River 5-08.00
- 9 Cascade 5-08.00
- 12 Lapwai 5-08.00



Triple Jump


- 1 Jeff Harris 41-06.75
- 2 Regan Ward 41-03.25
- 3 Bridger Ward 41-01.00
- 4 CJ Tuckett 41-00.00
- 5 Tyler Bollman 40-11.00
- 6 Colby Thomas 40-07.75
- 7 Andy Jones 39-11.00
- 8 Corbin White 39-08.75
- 11 Nezperce 41-06.75
- 10 Raft River 41-03.25
- 12 Murtaugh 41-01.00
- 12 Raft River 41-00.00
- 11 Troy 40-11.00
- 11 Horseshoe Bend 40-07.75
- 12 Lapwai 39-11.00
- 11 Cascade 39-08.75



Pole Vault


- 1 Tony Kraack
- 2 Mark Mizer
- 3 Alan Branch
- 3 Ace Jones
- 5 Royce Bauer
- 6 Nathan Kimmell
- 6 Justin Keller
- 8 Ethan Patzer
- 8 Jason Streeter

- 12 Kootenai 12-06.00
- 11 Nezperce 11-06.00
- 12 Raft River 11-00.00
- 10 Raft River 11-00.00
- 12 Cambridge 10-06.00
- 10 Cascade 10-00.00
- 10 Lapwai 10-00.00
- 9 Kootenai 9-06.00
- 11 Raft River 9-06.00



Discus Throw


- 1 Beau Whitney 159-10
- 2 Andy James 146-00
- 3 Nathan Rosenau 142-05
- 4 JD Riener 127-10
- 5 Alex Eaton J127-10
- 6 Wrangler Williams 126-04
- 7 Matt Paradis 123-10
- 8 Jake Mann 121-09
- 12 Meadows Valley 159-10
- 12 Raft River 146-00
- 11 Nezperce 142-05
- 10 Prairie 127-10
- 11 Highland J127-10
- 12 Mackay 126-04
- 9 Council 123-10
- 10 Salmon River 121-09



Long Jump

- 1 Andrew Hunt
- 2 Kyle King
- 3 CJ Tuckett
- 4 Brandon Moore
- 5 Tyler Bollman
- 6 Mike Blodgett
- 7 Corey Pehan
- 8 Nick Caron

- 12 Horseshoe Bend 20-09.00
- 12 Hansen 20-06.50
- 12 Raft River 20-05.25
- 11 Garden Valley 20-02.00
- 11 Troy 19-10.50
- 12 Camas County 19-09.25
- 11 Mullan 19-04.00
- 10 Wallace 19-03.25



Shot Put

- 1 Beau Whitney 58-09.00
- 2 Nathan Rosenau 52-07.25
- 3 Rory Reid 45-07.00
- 4 Jake Mann 45-05.50
- 5 Andy James 45-03.25
- 6 Chris Wherry 44-02.00
- 7 T. Hensley 43-09.75
- 8 Lance Blick 43-08.50
- 12 Meadows Valley 58-09.00
- 11 Nezperce 52-07.25
- 11 Kendrick 45-07.00
- 10 Salmon River 45-05.50
- 12 Raft River 45-03.25
- 12 Nezperce 44-02.00
- 12 Midvale 43-09.75
- 11 Castleford 43-08.50

1A Boys' Winners, continued



110 Meter Hurdles

- 1 Phil Elliott
- 2 Trent Cummins
- 3 Jeff Harris
- 4 Joseph Huxhold
- 5 JoeDe Behler
- 6 Anthony Beskoon
- 7 Channing Koch
- 8 Dakota Dalin

- 12 Cole Valley Christian 15.98
- 12 Murtaugh 16.21
- 11 Nezperce 16.37
- 11 Bliss 16.48
- 11 Highland 16.68
- 9 Cascade 16.80
- 11 Greenleaf Friends 17.76
- 12 Camas County 25.45



1600 Meter Run

- 1 Josh Dalton
- 2 Patrick Teaford
- 3 Steven Ward
- 4 Cory Kniep
- 5 Jackson Burk
- 6 Jacob Redford
- 7 Jason Brown
- 8 Skyler Stotts

- 12 Deary 4:33.27
- 12 Troy 4:38.24
- 12 Richfield 4:43.44
- 12 Shoshone 4:43.49
- 11 Bliss 4:46.56
- 10 Troy 4:47.68
- 10 Hagerman 4:49.71
- 10 North Gem 4:53.29



300 Meter Hurdles

- 1 Channing Koch
- 2 JoeDe Behler
- 3 Joseph Huxhold
- 4 Anthony Beskoon
- 5 Brian Young
- 6 Ace Jones
- 7 Phil Elliott

- 11 Greenleaf Friends 41.38
- 11 Highland 42.40
- 11 Bliss 42.89
- 9 Cascade 43.09
- 11 Clark Fork 43.24
- 10 Raft River 43.39
- 12 Cole Valley Christian 44.38



3200 Meter Run

- 1 Josh Dalton
- 2 Patrick Teaford
- 3 Jackson Burk
- 4 Cory Kniep
- 5 Steven Ward
- 6 Skyler Stotts
- 7 Harlie Amy
- 8 Jeffrey Roy

- 12 Deary 10:00.34
- 12 Troy 10:05.27
- 11 Bliss 10:12.20
- 12 Shoshone 10:22.83
- 12 Richfield 10:28.42
- 10 North Gem 10:37.46
- 11 Richfield 10:42.67
- 10 Genesee 10:51.53



100 Meter Dash

- 1 Joe Edwards
- 2 Andrew Hunt
- 3 Ty Medley
- 4 Brandon Moore
- 5 Randy Scales
- 6 Scot Askew
- 7 Andy Wagner

- 12 Raft River 11.56
- 12 Horseshoe Bend 11.65
- 11 Salmon River 11.82
- 11 Garden Valley 11.84
- 12 Mullan 12.00
- 10 North Gem 12.05
- 12 Garden Valley 12.18



4x100 Meter Relay

- 1 Raft River
- 2 Horseshoe Bend
- 3 Oakley
- 4 Hansen
- 5 Garden Valley
- 6 Genesee
- 7 Mullan
- 8 Mackay


- 45.08
- 45.90
- 46.36
- 46.49
- 47.01
- 47.06
- 47.51
- 52.51



200 Meter Dash

- 1 Paden Baker
- 2 Joe Edwards
- 3 Seth Branahl
- 4 Andrew Hunt
- 5 Ty Medley
- 6 Wrangler Williams
- 7 Clayton Hewitt
- 8 Seth Sheets

- 11 Raft River 22.97
- 12 Raft River 23.30
- 12 Cole Valley Christian 23.54
- 12 Horseshoe Bend 23.83
- 11 Salmon River 23.92
- 12 Mackay 23.93
- 12 Clark Fork 24.03
- 12 Greenleaf Friends 24.07



4x200 Meter Relay

- 1 Raft River
- 2 Clark Fork
- 3 Greenleaf Friends
- 4 Timberline
- 5 Dietrich
- 6 Kootenai
- 7 Midvale
- 8 Rockland

- 1:32.10
- 1:36.61
- 1:36.93
- 1:38.27
- 1:39.03
- 1:39.71
- 1:41.68
- 1:43.87



400 Meter Dash

- 1 Paden Baker
- 2 Ryan Gibson
- 3 Tray Tuttle
- 4 Seth Branahl
- 5 Adam White
- 6 Ray Behrens
- 7 Mark Weller
- 8 Landon Hansen

- 11 Raft River 50.74
- 11 Horseshoe Bend 51.59
- 12 Raft River 51.69
- 12 Cole Valley Christian 52.06
- 12 Kootenai 52.39
- 12 Deary 53.24
- 9 Cd'A Charter Academy 53.99
- 12 Raft River 54.61



4x400 Meter Relay

- 1 Raft River
- 2 Clark Fork
- 3 Timberline
- 4 Cole Valley Christian
- 5 Genesee
- 6 Greenleaf Friends
- 7 Castleford
- 8 Rockland

- 3:33.01
- 3:36.58
- 3:38.49
- 3:42.75
- 3:43.45
- 3:45.34
- 3:45.80
- 3:49.77



800 Meter Run

- 1 Josh Dalton
- 2 Patrick Teaford
- 3 Tyler Turnbull
- 4 Will Rose
- 5 Jeremy Belville
- 6 Jackson Burk
- 7 Dan Hill
- 8 Andrew McCusker

- 12 Deary 1:58.41
- 12 Troy 2:01.59
- 12 Cambridge 2:04.21
- 11 Oakley 2:04.34
- 11 Clark Fork 2:04.60
- 11 Bliss 2:05.24
- 10 Castleford 2:06.29
- 12 Idaho City 2:07.08



1600 Medley

- 1 Deary
- 2 Clark Fork
- 3 Bliss
- 4 Troy
- 5 Idaho City
- 6 Castleford
- 7 North Gem
- Midvale

- 3:42.16
- 3:47.16
- 3:51.43
- 3:51.49
- 3:57.29
- 3:59.17
- 4:08.65
- FS

state golf champions

5A: Twin Falls Municipal Golf Course — May 20-21, 2005




Boys Team Championships

1st	Twin Falls	575
2nd	Eagle	587
3rd	Lewiston	590
4th	Timberline	590

Boys Medalist

Toliver Latham, Twin Falls	68
----------------------------	----




Girls Team Championships

1st	Twin Falls	635
2nd	Eagle	658
3rd	Boise	704
4th	Mountain View	726

Girls Medalist

Lauren Archer, Borah	70
----------------------	----



4A: Rupert Country Club Golf Course — May 16-17, 2005



Boys Team Championships

1st	Bishop Kelly	605
2nd	Minico	508
3rd	Hillcrest	610
4th	Post Falls	616

Boys Medalist

David Nuhn, Moscow	70
--------------------	----




Girls Team Championships

1st	Bishop Kelly	494
2nd	Caldwell	523
3rd	Vallivue	546
4th	Pocatello	555

Girls Medalists

Maddie Sheils, Bishop Kelly	73
-----------------------------	----

(only 9 holes played on second day due to rain)



3A: Clear Lakes Golf Course, Buhl — May 16-17, 2005





Boys Team Championships

1st	Kellogg	676
2nd	Payette	676
3rd	Shelley	678
4th	Fruitland	680

Boys Medalists

Tyler Driscoll, American Falls	75
--------------------------------	----




Girls Team Championships

1st	Weiser	554
2nd	Shelley	616
3rd	Kellogg	634
4th	Marsh Valley	669


Girls Medalists

Amy Sutton, Weiser	81
--------------------	----

(only 9 holes played first day)



2A: Burley Municipal Golf Course — May 16-17, 2005




Boys Team Championships

1st	Magic Valley Christian	671
2nd	Glenns Ferry	674
3rd	Grace	689
4th	Wendell	692

Boys Medalists

Kevin Oden, Wendell	67
---------------------	----




Girls Team Championships

1st	Wallace	936
2nd	Wendell	1034
3rd	Valley	1035
4th	Soda Springs	1079


Girls Medalists

Jessi Lancaster, Wendell	92
--------------------------	----



May 20-21, 2005

5A — Boise Racquet & Swim Club



Team Champions
 1st Boise
 2nd Capital
 3rd Centennial
 4th Idaho Falls

Coach
 Tommy Buford
 Tom Campbell
 Marian Dewane
 Jeff Olson



Boys Singles
 1st Ethan Asher
 2nd Brelin Powell
 3rd Michael Manser
 4th Nick Gourley

Boise
 Capital
 Timberline
 Eagle



Girls Singles
 1st Kiara Powell
 2nd Brittiny Moore
 3rd Molly Hunt
 4th Megan Olson

Capital
 Mountain View
 Eagle
 Idaho Falls

Boys Doubles

1st Quinn Olbrich / Ethan Heinrich
 Boise
 2nd Tyler Oram / Dan Buckingham
 Centennial
 3rd De VanSicle / Jordan Leask
 Idaho Falls
 4th Mike Quinn / Christian Laws
 Boise



Girls Doubles

1st Carolyn Berry / Laura Leoni
 Boise
 2nd Riley Moorhead / Lauren Mulherr
 Capital
 3rd Mei Fong / Kim Fong
 Lewiston
 4th Melissa Warwick / Kim Warwick
 Mountain View




Mixed Doubles

1st Channing Yip / Sebastian Dimke
 Centennial
 2nd Courtney Korsvall / Jan Michael Jordan
 Boise
 3rd Vanessa Olmstead / Andrew Harris
 Twin Falls
 4th Kate Hillman / Alex Mayton
 Lewiston



4A — Vallivue High School



Team Champions
 1st Bishop Kelly
 2nd Nampa
 3rd Hillcrest
 3rd Pocatello
 4th Caldwell

Coach
 John Armstrong
 Nick Stern
 Doug Anderson
 Duane Murphy
 Mike Jones



Boys Singles
 1st Patrick Schwendemann
 2nd Stephen Thomas
 3rd Morgan Scott
 4th Fabio Victor

Bonneville
 Nampa
 Moscow
 Nampa



Girls Singles
 1st Anna Maria Gould
 2nd Sarina Stadmeuller
 3rd Tara Tuttle
 4th Hadley Debreer

Bishop Kelly
 Bishop Kelly
 Nampa
 Wood River


Boys Doubles

1st Ben Richner / Kevin Tucker
 Vallivue
 2nd David Kutchins / Logan Aytes
 Pocatello
 3rd John Linford / Trenton Baker
 Hillcrest
 4th Adam Mugleston / Brian McDermott
 Rigby




Girls Doubles

1st Annie Watkins / Kim Clements
 Bishop Kelly
 2nd Jenny Baughman / Kara Hillesland
 Caldwell
 3rd Jessica Steele / Ashley Goodell
 Pocatello
 4th Kayla Bergquist / Samantha Peterson
 Bishop Kelly




Mixed Doubles

1st Kassie Seger / Matt Schaff
 Bishop Kelly
 2nd Ame Jefferis / Clayton Parkinson
 Blackfoot
 3rd Amanda McEldowney / Jeff Kuehn
 Caldwell
 4th Sadie Quigley / Mike Simpson
 Hillcrest



3A — Timberline High School, Boise



Team Champions
 1st Community School
 2nd Parma
 3rd Homedale
 4th Clark Fork
 4th Fruitland

Coach
 Marc Scribner
 Jesse Eddy
 Jim Smyth
 Lisa Allen
 Judy Surmeier



Boys Singles
 1st Tyler Martin
 2nd Brett Hopkins
 3rd Scooter Sabel
 4th Trent Timmons

Community School
 Homedale
 Community School
 Parma




Girls Singles
 1st Caitly Jones
 2nd Caitlin Cairncross
 3rd Rayna Allen
 4th Amber Edwards

Homedale
 Community School
 Clark Fork
 Parma

Boys Doubles

1st Wes Flanigan / Christian Cairncross
 Community School
 2nd Kyle Dishaw / Nathan Allen
 Clark Fork
 3rd Nick Padilla / Trent Weber
 Parma
 4th Brian Lewis / Zach Torres




Girls Doubles

1st Devon Bunce / Mandy Alexander
 Community School
 2nd McKinzie Timmons / Logan Smyser
 Parma
 3rd Kristi Soelberg / Kristyn King
 Payette
 4th Rochelle Antonucci / Kinzie Reuck
 Homedale



Mixed Doubles

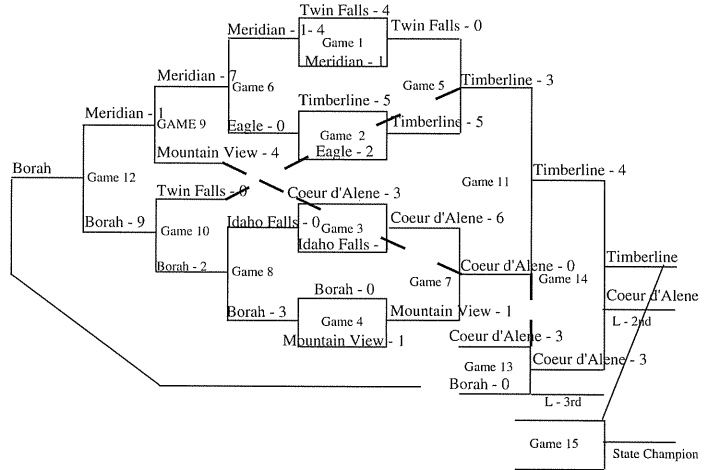
1st Samantha Frazier / Jesse Chaney
 Parma
 2nd Carolyn Dfees / Jesse Johnson
 Fruitland
 3rd Kynna Randallk / Jacob Nichols
 Culesac
 4th Jesse Curran / J.P. McNeral
 Community School



5A: May 19 - 21, 2005
 Ramsey Park, Coeur d'Alene



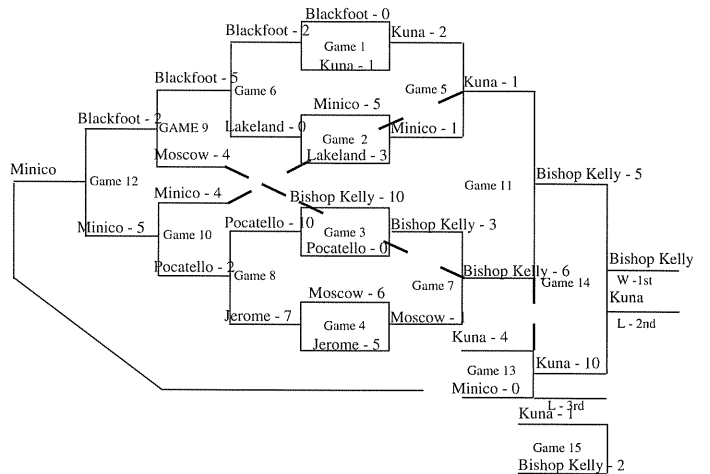
Timberline High School



4A: May 19 - 21, 2005
 Post Falls High School



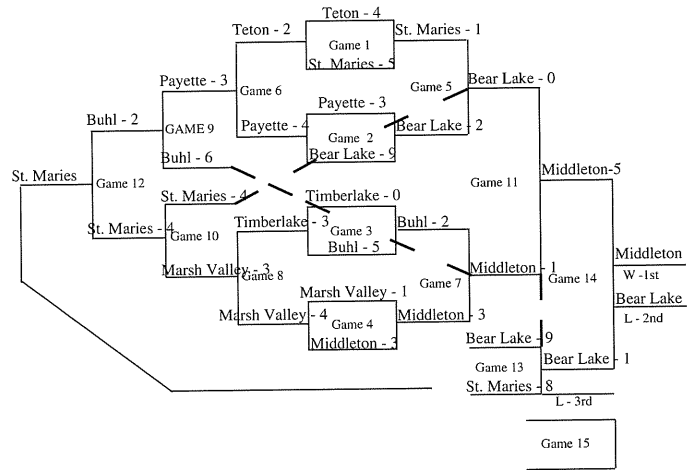
Bishop Kelly High School



3A: May 19 - 21, 2005
Buhl High School



Middleton High School



2A: May 19 - 21, 2005
Ward Field, Pocatello



Malad High School

