

**2005 — 2006**

**STATE TOURNAMENT**

**CHAMPIONS**

**December 2 - 3, 2005  
Twin Falls High School**

**Class A Teams**

- 1st Centennial - Tracy Fuller, coach  
2nd Lake City - Sandy Seaton, coach  
3rd Century - JoAn Dilweg, coach

**Class B Teams**

- 1st Sugar-Salem - Gloria Stumme, coach  
2nd American Falls - Dana Facer, coach  
3rd Clearwater Valley - Cheryl Tousley, coach

**Individual Awards****Original Acting - Serious**

- 1st Hardy, Whiteley - Eagle  
2nd Clausen, Melton, Limke - Centennial  
3rd Brian Wendt - Kellogg

**Original Acting - Humorous**

- 1st McDonagh, Wang, Degler, Shohet - Eagle  
2nd Belnap, McKee, Lystrup - Highland  
3rd Schneider, Sommer, Recvis - Lake City

**Ensemble Pantomime**

- 1st Whipple, Burgess - Burley  
2nd Andreasen, Goody - Sugar-Salem  
3rd Huffman/Scott, Page - Moscow

**Tech Theatre - Scene Design**

- 1st Fehringer, Mingura - American Falls  
2nd Maher, Spafford - Twin Falls  
3rd Bernert, Clausen - Centennial

**Tech Theatre - Makeup**

- 1st Hannah Batey - Nampa  
2nd Amanda Miller - Lake City  
3rd Sonja Schmitzer - Burley

**Tech Theatre - Properties**

- 1st Gregorson, Kirkham - Century  
2nd Mike Givens - Eagle  
3rd Dustan Shrader - Mountain View

**Tech Theatre - Costume Design**

- 1st Lauren Hamilton - Boise  
2nd Melissa Fueling - Burley  
3rd Kelsey Betancourt - Coeur d'Alene

**Ensemble Actcing - Serious**

- 1st Andrade, Kilojejichick-Kotch - Centennial  
2nd Foster, Ray - Centennial  
3rd Pugsley, Dredge, Sommer,  
Winniford - Lake City

**Ensemble Acting - Humorous**

- 1st Seaman, Lucas, Gray, Melton - Centennial  
2nd Rose, Gebhart, Gebhart, Cook, Cook - Burley  
3rd Stevahn, Adamson, Keithley,  
McCoy, Mortensen - Centennial

**Solo Pantomime**

- 1st Todd Schwieder - Bonneville  
2nd Darrick Berner - Kuna  
3rd Mitchell Morris - Sugar-Salem

**Solo Acting - Serious**

- 1st Matt Desind - Burley  
2nd Megan Lawhon - Blackfoot  
3rd Jolene Booher - Post Falls

**Solo Acting - Humorous**

- 1st Aaron Kirkham - Century  
2nd Ross Irwin - Jerome  
3rd Lyndsie Scoggin - Lake City


**Solo Audition**

- 1st Amanda Washko - Lake City  
2nd Kirk Duval - Post Falls  
3rd Morgan Stewart - Century

**Borah High School  
March 10-11, 2006**

**Class A**

**Lincoln-Douglas**




1st	Rachel Esplin	Blackfoot
2nd	Jaymi Olson	Hillcrest
3rd(t)	Jason Allred	Madison
3rd(t)	Devin Bean	Blackfoot
Fin.	Carol A Denyer	Hillcrest
Fin.	Nina Hall	Hillcrest
Fin.	Austin Warren	Hillcrest
Fin.	Tyler Hatch	Skyview

**LD Teams**


1st	Hillcrest
2nd	Eagle

**Coach**

Amy Walker  
Herby Kojima



**Policy**




1st	Travis Walker - Jake Stewart	Hillcrest
2nd	Hannah Dunlop - Stephen Moncrief	Boise
3rd(t)	Bausch - McBride	Centennial
3rd(t)	Rebecca Kopplin - Alexandra Grande	Capital
Fin.	Cami Pachner - Adam Marsh	Mountain Home
Fin.	Kyle Magnum - Gavin Cummins	Blackfoot
Fin.	Sarah Atkinson - Christa Neblett	Skyline
Fin.	Michael Johnson - Rubi Gasca	Blackfoot

**Policy Teams**

1st	Blackfoot
2nd	Hillcrest

**Coach**

Cherie Clawson  
Amy Walker



**Class B**

**Lincoln-Douglas**


1st	Sarah Belmont	Bishop Kelly
2nd	Trevor Covington	Bonneville
3rd(t)	Misty Southard	Teton
3rd(t)	Kasey Jones	Bishop Kelly
Fin.	Landon Davis	Century
Fin.	Gabriel Martin	Shelley
Fin.	Kris Cruz	Jerome
Fin.	Michael Schultz	Century

**LD Teams**


1st (t)	Century
1st (t)	Teton
2nd	Bishop Kelly

**Coach**

Angie Stephens  
Clif Davis  
Annah Merkley



**Century**



**Teton**

1st	Cody Miller - Tessica Davison	Bonneville
2nd	Caitlyn McAtee - Lauren Odohas	Bonneville
3rd(t)	Billy Bateman - Ernest Dunlap	Kuna
3rd(t)	Kelly Soelberg - Kent Grover	Bonneville
Fin.	Andy Ridgeway - Jordan Helvie	Bishop Kelly
Fin.	Chase Huffman - Nick Little	South Fremont
Fin.	Maria Onaindia - Edie Jones	Kimberly
Fin.	Jeff Epperley - John Lassere	Pocatello

**Policy Teams**

**Coach**

1st	Bonneville	Bob Clayton
2nd	Kuna	Trudy Karlson



Skyline High School

April 21-22, 2006

TEAM AWARDS

**5A / 4A**

- 1st Eagle - Herby Kojima, coach
- 2nd Jerome - Scott Burton, coach
- 3rd Hillcrest - Amy Walker, coach

**3A / 2A / 1A**

- 1st Filer - Kristy Forster, coach
- 2nd Sugar-Salem - Gloria Stumme, coach
- 3rd Kimberly - Lori Clements, coach

**A PANEL EVENTS**

**Impromptu**

- 1. Martha Hopper Blackfoot
- 2. Sarah Belmont Bishop Kelly
- 3. Jason Montgomery Skyview



**Extemporaneous**

- 1. Travis Walker Hillcrest
- 2. Cameron Thurber Eagle
- 3. Harrison Seitz Eagle




**Panel Discussion**

- 1. Bryant Bienz Eagle
- 2. Tom Delehanty Century
- 3. Mike Riemers Borah



**Radio**

- 1. Wade Sugden Jerome
- 2. Mark Tatham Century
- 3. Emerson Steed Hillcrest



**Retold Story**

- 1. McKay Nield Kimberly
- 2. Carson McNair Madison
- 3. Greg Belnap Eagle



**Expository**


- 1. Ellie Dunn Sugar-Salem
- 2. Allison Ko Filer
- 3. Rikki Longwell Eagle



**B PANEL EVENTS**

**Dramatic Interp**

- 1. Kristen Glass Kuna
- 2. Amanda Brown Eaghle
- 3. Winfred Mwanthi Blackfoot




**Humorous Interp**

- 1. Aric Ruppel Lake City
- 2. Brooke Poteet Minico
- 3. Jodi Crozier Jerome




**Duo Interp**

- 1. McNair / McNair Madison
- 2. Groberg / Stewart Hillcrest
- 3. Hall / Olson Hillcrest




**Original Oratory**

- 1. Carol Ann Denyer Hillcrest
- 2. Bryant Bienz Eagle
- 3. Katie Petrova Century




**After Dinner**

- 1. Spencer Bell Madison
- 2. Cameron Thurber Eagle
- 3. Lacey Head Century




**Salesmanship**

- 1. Stefanie Strickler Mountain View
- 2. Catherine Hendrickson Jerome
- 3. Hailey Moore Jerome



**Oratorical Analysis**

- 1. Wade Sugden Jerome
- 2. Beth Lott Jerome
- 3. Kirsten Allen Highland



# 5a state cross country

October 29, 2005  
Eagle Island State Park - Boise



## 5A Girls

1.	Boise	55
2.	Mountain View	66
3.	Borah	88
4.	Highland	101

1	Dana Morgan	12	Boise	18:35.38
2	Karleigh Gempler	11	Borah	18:46.52
3	Anna Stone	11	Coeur d'Alene	18:51.09
4	Bug Simmons	9	Mountain View	18:54.60
5	Alex Littzingo	9	Highland	19:16.92
6	Kristin Palmer	12	Coeur d'Alene	19:18.32
7	Brandi Hutchison	10	Highland	19:20.48
8	Rebekah McGourty	11	Boise	19:22.64
9	Erica Wendt	11	Skyline	19:24.50
10	Katharine Gallagher	12	Eagle	19:35.78
11	Sarah Olson	9	Boise	19:36.54
12	Kerynn Davis	12	Mountain View	19:37.08
13	Anne Lovelace	10	Boise	19:38.09
14	Auna Charlton	9	Borah	19:51.75
15	Jaymee Novoso	9	Highland	20:03.89
16	Jaleese Simmons	11	Mountain View	20:05.28
17	Nicole Nielson	9	Borah	20:05.62
18	Carly Gerard	11	Capital	20:11.67
19	Katy Jannuzzi	12	Mountain View	20:18.55
20	Katelyn Kilburg	12	Lake City	20:23.30



## 5A Boys

1.	Boise	40
2.	Borah	71
3.	Idaho Falls	78
4.	Mountain View	100

1	Sawyer Bosch	11	Borah	15:59.54
2	Taylor Farnsworth	11	Highland	16:05.58
3	Sean Huey	11	Borah	16:15.56
4	Nick Bolinder	11	Boise	16:29.46
5	Erik Montgomery	12	Boise	16:32.13
6	John Mering	12	Boise	16:34.60
7	Bryant Denson	11	Boise	16:40.15
8	Eric Follett	12	Idaho Falls	16:44.40
9	Luke Bryan	12	Lake City	16:46.48
10	Alex Goold	11	Mountain View	16:47.28
11	Trevor Gardner	12	Idaho Falls	16:49.40
12	Robbie Simmonds	12	Idaho Falls	16:49.40
13	John Coyle	10	Lake City	16:51.99
14	Brandon Frisbee	12	Borah	16:52.34
15	Logan Frederickson	9	Lake City	16:52.98
16	Alex Pogue	11	Mountain View	16:56.41
17	Ben Bottcher	12	Idaho Falls	16:59.23
18	Geoff Williams	12	Boise	17:00.09
19	Tyler Jones	12	Twin Falls	17:02.11
20	Derrek Gunn	10	Mountain View	17:04.57




Dana Morgan



Sawyer Bosch

October 29, 2005  
Eagle Island State Park - Boise



4A Girls

1.	Bishop Kelly	48
2.	Moscow	110
3.	Sandpoint	139
4.	Pocatello	151

1	Bethany McInturff	10	Century	18:56.75
2	Stephanie Johnson	12	Burley	19:00.00
3	Angie Whalen	9	Post Falls	19:05.65
4	Megan Barglett	9	Sandpoint	19:13.31
5	Jorden Engelhardt	9	Bishop Kelly	19:22.66
6	Christa Hughes	11	Nampa	19:27.43
7	Natalie Mabey	12	Burley	19:58.38
8	Elissa Flandro	11	Bishop Kelly	19:59.62
9	Carrisa Lee	11	Jerome	20:03.72
10	Lauren Stevens	10	Bishop Kelly	20:22.81
11	Jordan Powell	9	Skyview	20:24.18
12	Molli Lee-Painter	12	Moscow	20:24.80
13	Carey Downey	11	Pocatello	20:27.98
14	Laura Mumm	10	Madison	20:28.48
15	Ashley Rendahl	11	Wood River	20:28.94
16	Kathy Griesmyer	12	Bishop Kelly	20:33.02
17	Melissa McFadden	12	Post Falls	20:33.02
18	Brianna Parcells		Minico	20:34.41
19	Megan Rolland	12	Emmett	20:34.80
20	Kathleen Vardell	9	Sandpoint	20:36.71




4A Boys

1.	Bishop Kelly	57
2.	Hillcrest	74
3.	Nampa	94
4.	Century	133

1	Licivalter Lima	10	Bishop Kelly	16:04.52
2	Ben Larsen	12	Hillcrest	16:06.09
3	Bennett Grimeese	12	Century	16:13.49
4	Chio Lopez	11	Century	16:33.86
5	Kevin Higgs	11	Nampa	16:34.60
6	Phillip Vincent	12	Nampa	16:43.95
7	Brandon Sloan	12	Mountain Home	16:47.06
8	Dan Rowley	12	Emmett	16:55.04
9	Mike Tobiason	12	Bishop Kelly	16:56.59
10	Troy Vance	12	Hillcrest	16:59.11
11	Devin Hill	12	Madison	16:59.75
12	Paul Sartin	11	Bishop Kelly	17:00.80
13	Graham Beswick	12	Nampa	17:05.11
14	Taylor Sundali	11	Wood River	17:06.19
15	Janson Jardine	12	Hillcrest	17:06.50
16	David Perkins	12	Madison	17:07.66
17	Troy Tolman	12	Jerome	17:11.02
18	Taylor Bean	9	Burley	17:11.70
19	Ed Christensen	11	Burley	17:12.89
20	Seth Hyde	12	Post Falls	17:13.63



Bethany McInturff



Licivalter Lima

# 3a state cross country


October 29, 2005  
Eagle Island State Park - Boise



## 3A Girls

1.	Bear Lake	22
2.	Weiser	87
3.	Bonnors Ferry	142
4.	Teton	153

1	Cydney Jacobsen	10	Bear Lake	19:11.03
2	Amanda Palmer	10	Weiser	19:35.45
3	Whitney Payment	11	Priest River	19:45.82
4	Erika James	10	Bear Lake	20:00.15
5	Kwani Hale	10	Snake River	20:00.57
6	Katie Eborn	12	Bear Lake	20:26.68
7	Payge Jacobsen	9	Bear lake	20:31.99
8	Jessi Timothy	9	Bear Lake	20:36.05
9	Erin Heffron	12	Teton	20:45.16
10	Melody Braden	10	Bonnors Ferry	20:48.36
11	Casey Hampton	11	Bonnors Ferry	20:53.16
12	Jenni Vanhoozer	11	Buhl	20:56.38
13	Sheralyn Davidson	11	Bear Lake	21:04.84
14	Samantha Roberts	11	Middleton	21:11.41
15	Tamara Chapman	10	South Fremont	21:14.01
16	Belén Vega	10	Homedale	21:19.06
17	Becca Wiggins	10	Weiser	21:19.47
18	Lynzi Coronado	10	Shelley	21:19.96
19	Kandace Hansen	10	Snake River	21:20.36
20	Tanyss Crapo	9	South Fremont	21:24.89



## 3A Boys

1.	Bear Lake	38
2.	Timberlake	77
3.	Gooding	96
4.	Snake River	127

1	Frank Lagrimanta	11	Timberlake	16:28.54
2	Ian Faurot	12	McCall-Donnelly	16:38.84
3	Tyler Pickens	12	Gooding	16:50.38
4	Jake Timothy	11	Bear Lake	16:59.47
5	Ryan Golding	10	Bear Lake	17:00.65
6	Tanner Saxton	10	Bear Lake	17:06.24
7	Kyler Dean	11	Gooding	17:11.42
8	Tyler Zwiers	12	Timberlake	17:13.56
9	Dory Alleman	9	Bear Lake	17:18.37
10	John Ashcraft	10	South Fremont	17:35.94
11	Mat Coryell	12	Middleton	17:38.85
12	Justin Rogers	11	Gooding	17:41.72
13	Cody Marshall	12	Snake River	17:43.46
14	Jordan Crane	9	Bear Lake	17:45.48
15	Andy Yung	9	Kimberly	17:51.71
16	Ray Sayers	11	Bonnors Ferry	17:57.76
17	Jesse Cooke	11	Teton	17:59.34
18	Andrew Lamm	12	Bear Lake	18:00.40
19	Chris Dallenbach	11	Timberlake	18:01.38
20	Matt Jones	10	Declo	18:03.24

Cydney Jacobsen



Frank Lagrimanta




October 29, 2005  
Eagle Island State Park - Boise



2A Girls

1. Firth 29
2. Soda Springs 62
3. Valley 76
4. Nampa Christian 86

1	Lisa Romer	10	Valley	19:32.67
2	Jaclyn Puga	11	Nampa Christian	19:53.63
3	Mali Noyes	11	Community School	20:07.49
4	Brook Nielsen	11	Firth	20:14.53
5	Hannah Hunting	11	Cole Valley Christian	20:33.39
6	Keeley McKinnon	9	Firth	20:38.96
7	Lacey Holder	11	Firth	20:40.44
8	Ashley Gambles	12	Soda Springs	20:42.02
9	Chelsea McEwen	12	Valley	20:51.30
10	Jennifer Schiess	12	Firth	21:02.53
11	Brina Nelsen	11	Firth	21:05.69
12	Andrea Christensen	12	Firth	21:06.40
13	Chelsea Barr	9	Nampa Christian	21:06.78
14	Mystie Berg	9	Soda Springs	21:07.81
15	Rachel Bowman	9	Soda Springs	21:08.12
16	Whitney Cellan	12	Soda Springs	21:09.09
17	Jessica Lakey		Council	21:20.74
18	Megan Bullers	12	Valley	21:31.88
19	Rachel Park	11	Genesee	21:35.23
20	Lacey Mesia	11	Idaho City	21:35.50




2A Boys

1. Firth 46
2. Malad 95
3. Soda Springs 116
4. Oakley 133

1	Seth Clark	12	Grangeville	16:29.17
2	Harlie Amy	12	Richfield	17:08.44
3	Tony Brown	11	Soda Springs	17:11.69
4	Skyler Stotts	11	North Gem	17:17.97
5	Jackson Burk	12	Bliss	17:25.93
6	Casey Ward	12	Firth	17:26.24
7	William Rose	12	Oakley	17:29.56
8	Jacob Redford	11	Troy	17:30.24
9	Robin Bullcreek	11	Malad	17:33.91
10	Garrett Traugher	10	Butte County	17:36.04
11	Darren McKinnon	11	Firth	17:37.05
12	Cameron Lockard	12	Kootenai	17:38.47
13	Josh Shaver	12	New Plymouth	17:44.07
14	Eric Christensen	11	Firth	17:44.38
15	Kurt Ward	10	Firth	17:50.02
16	Rialeay Hawkees	12	Oakley	17:51.32
17	Paul Moughamian	11	Idaho City	17:51.73
18	Lewt Greenfield	2	Melba	17:51.98
19	Jonathan Dalton	10	Deary	17:54.37
20	Devin Peterson	11	Firth	17:55.96



Lisa Romer



Seth Clark

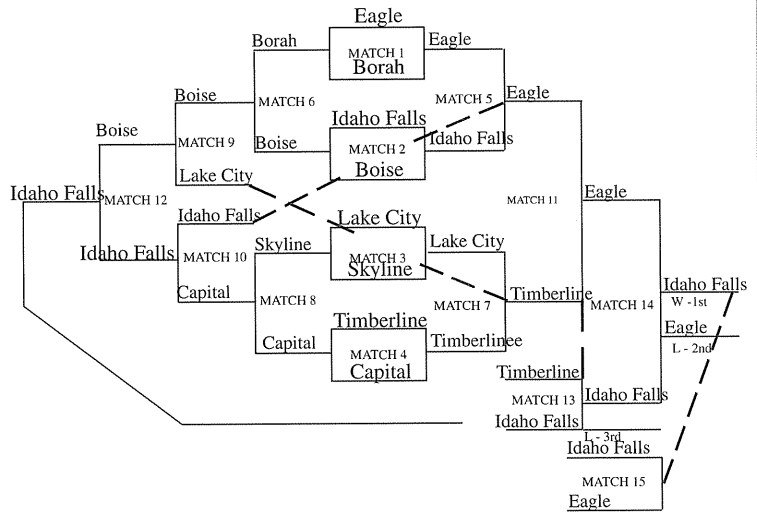


# 5a, 4a, 3a state volleyball champions


5A October 28 - 29  
at Post Falls High School



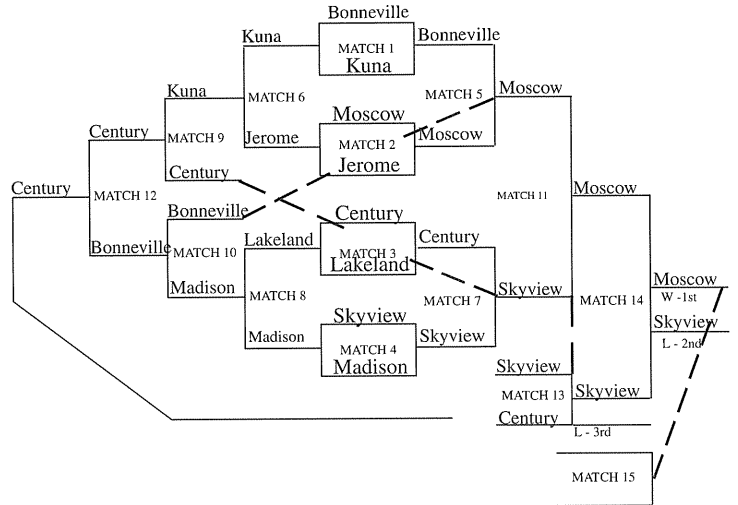
Idaho Falls High School




4A October 28 - 29  
at Lake City High School



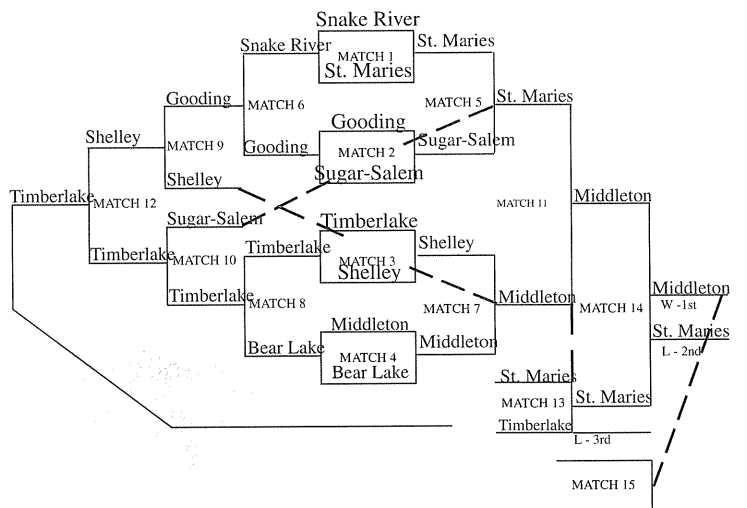
Moscow High School




3A October 28 - 29  
at Coeur d'Alene High School



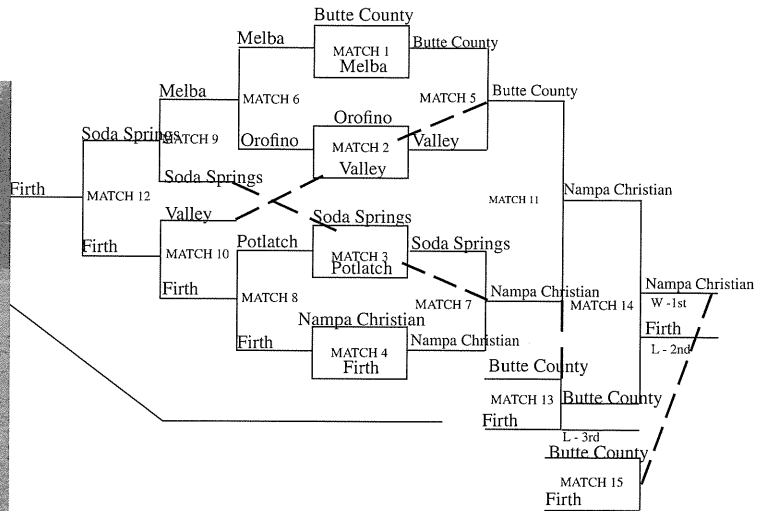
Middleton High School




2A October 28 - 29  
at Lewiston High School



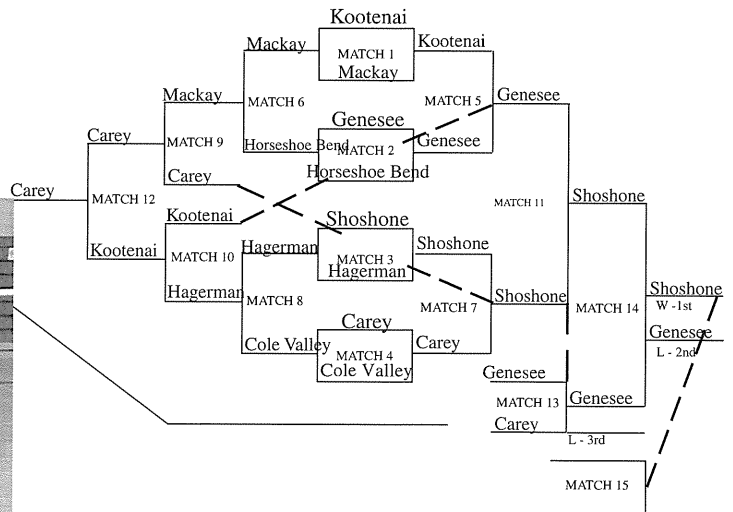
Nampa Christian High School



1A October 27 - 29  
at Lewis-Clark State College



Shoshone High School




**Officials for the State Volleyball Tournament**

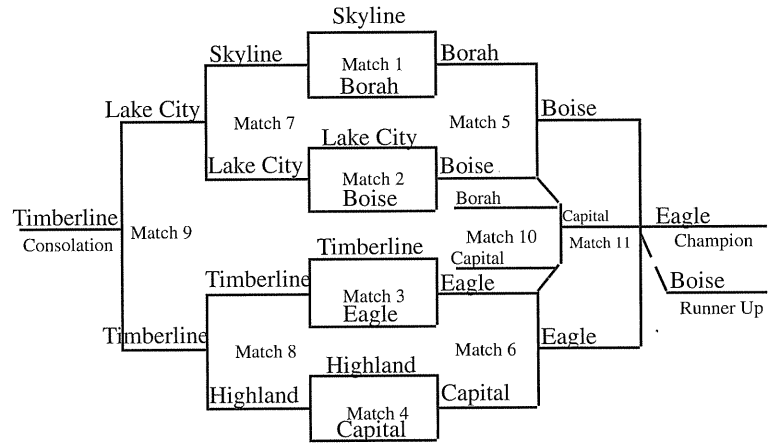
- District I Lisa Paull, David Broughton, Rayna Longstreet, Jennifer Weil, Sharon Timblin, Briana White, Charles Cahill, Julie Beck
- District II Kris Curens, Marty Lytle, Sharon Rauch, Sally Greene, David Brown, Kally McFee, Wendy Crocker
- District III Kelly Chapple, Carmen Hartley, Ron Fortner, Rose Reich
- District IV Holly Cook, Sharon Lutkehus, Laurie Howard
- District V Jeff Horrocks, Julie Burke, Randy Moser
- District VI Stacy Fonua, Gini Porter, Tracy Brown

# 5a state soccer champions

October 27 - 29, 2005  
 Capital Soccer Complex, Boise



Eagle High School

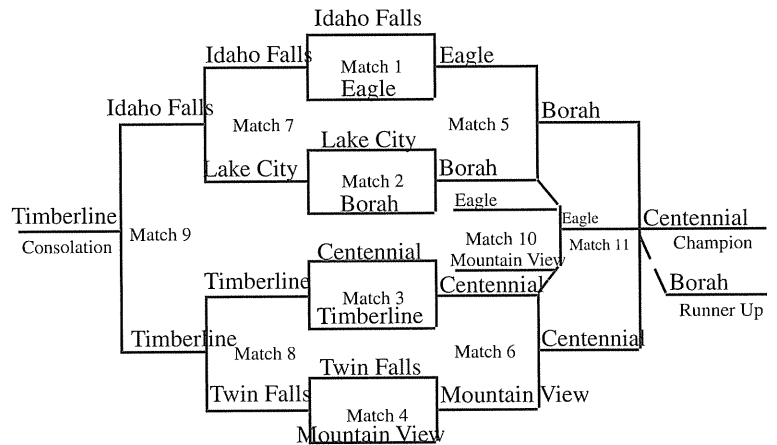


### Officials


- District I: David Day, Dave Palmer, Marcos Maldonado, Cody Palmer, Brian Stobie
- District II: Mohamed Jabbes, Joe Sanchez
- District III: Robert Burnett, Paul Beckner, Hank Brotzman, Joe Chertudi, Tom Dater, Dave Keefer, Clarence Mak, Pat Patterson, Alan Herzfeld, Richard Grigg, Edvin Miljkovic, Fred DiLorenzo, Roy Seigel, Rama Vadipalli
- District IV: John Jacobson, Steve Keefer, Ken Edmunds, Oscar Fonesca, Doug Jones, Marcus Garcia
- District V: Bob Arnold, Dennis Woodward, Sam Knighton, Joanie Young
- District VI: Mark Oliver, Jeff Brower, Byraun Moretz, Evan Sanders, Bobbi Tracy



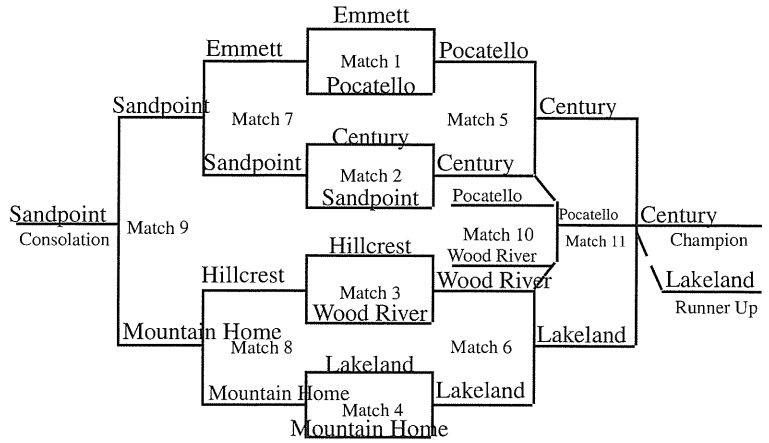
Centennial High School



October 27 - 29, 2005  
Capital Soccer Complex, Boise



Century High School

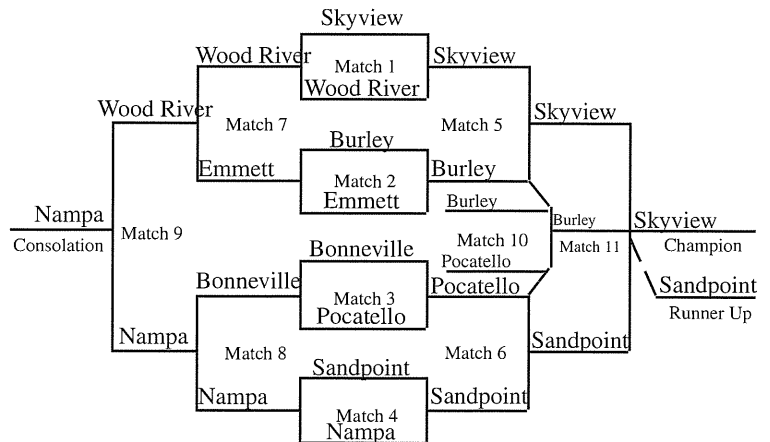


**Officials**

- District I David Day, Dave Palmer, Marcos Maldonado, Cody Palmer, Brian Stobie
- District II Mohamed Jabbes, Joe Sanchez
- District III Robert Burnett, Paul Beckner, Hank Brotzman, Joe Chertudi, Tom Dater, Dave Keefer, Clarence Mak, Pat Patterson, Alan Herzfeld, Richard Grigg, Edvin Miljkovic, Fred DiLorenzo, Roy Seigel, Rama Vadipalli
- District IV John Jacobson, Steve Keefer, Ken Edmunds, Oscar Fonesca, Doug Jones, Marcus Garcia
- District V Bob Arnold, Dennis Woodward, Sam Knighton, Joanie Young
- District VI Mark Oliver, Jeff Brower, Byraun Moretz, Evan Sanders, Bobbi Tracy



Skyview High School

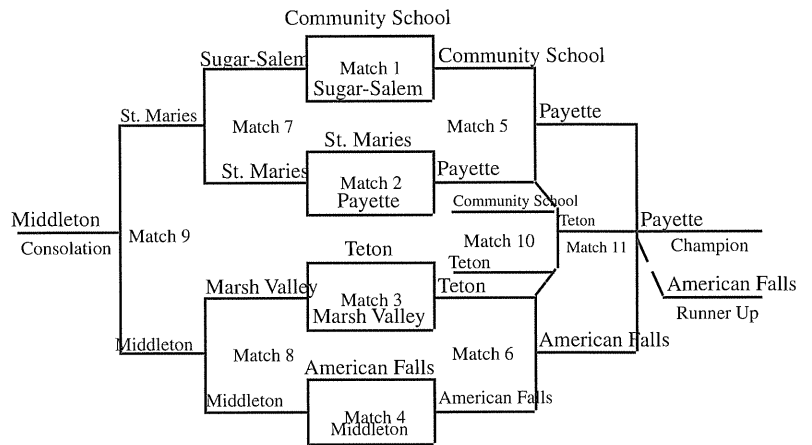


# 3a state soccer champions

October 27 - 29, 2005  
 Capital Soccer Complex, Boise




**Payette High School**

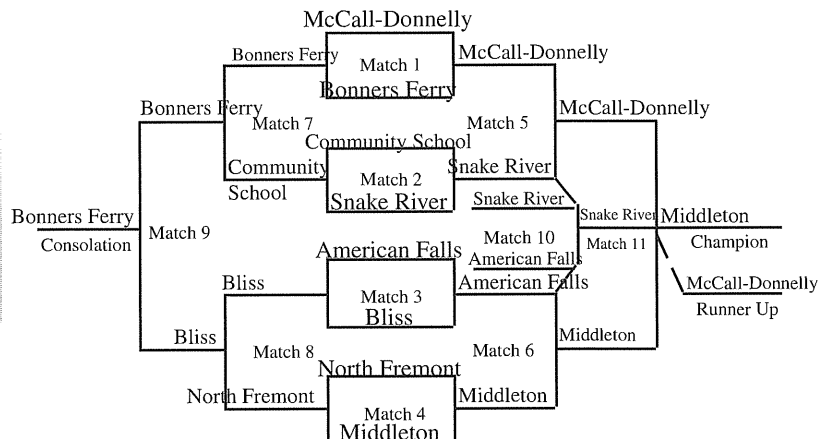


**Officials**


- District I David Day, Dave Palmer, Marcos Maldonado, Cody Palmer, Brian Stobie
- District II Mohamed Jabbes, Joe Sanchez
- District III Robert Burnett, Paul Beckner, Hank Brotzman, Joe Chertudi, Tom Dater, Dave Keefer, Clarence Mak, Pat Patterson, Alan Herzfeld, Richard Grigg, Edvin Miljkovic, Fred DiLorenzo, Roy Seigel, Rama Vadipalli
- District IV John Jacobson, Steve Keefer, Ken Edmunds, Oscar Fonesca, Doug Jones, Marcus Garcia
- District V Bob Arnold, Dennis Woodward, Sam Knighton, Joanie Young
- District VI Mark Oliver, Jeff Brower, Byraun Moretz, Evan Sanders, Bobbi Tracy



**Middleton High School**



**5A Milk Bowl — Bronco Stadium, Boise  
November 18, 2005**



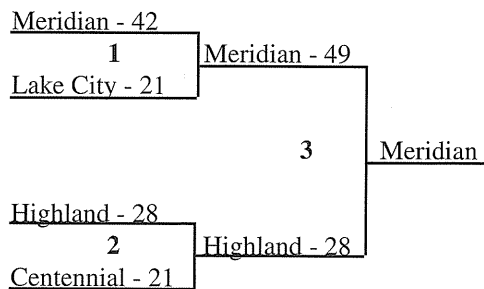
**Meridian High School**

**Game 1 Meridian vs. Lake City**  
Nov. 11, 2005 — Meridian HS  
Officials: Ron Crowe, Frank Fullmer,  
Jerry Helgeson, Jack Jones, Steve Jones


**Game 2 Highland vs. Centennial**  
Nov. 11, 2005 — Holt Arena  
Officials: Cal Brian, Adam Clark,  
Chris Hawkes, Arne Jones, Terry Jones

**Game 3 Meridian vs. Highland**  
Nov. 18, 2005 — Bronco Stadium, Milk Bowl  
Officials: Kirby Butler, Luis Egusquiza,  
Marty Hurd, Brent Larsen, Ken Lively

**5A**



**4A Milk Bowl — Holt Arena, Pocatello  
November 18, 2005**



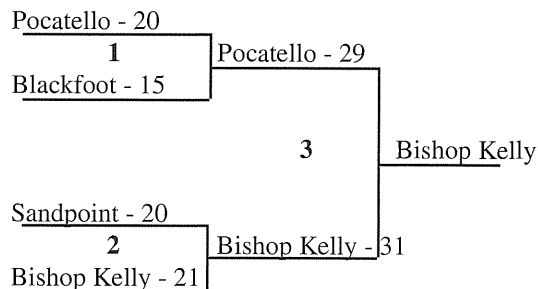
**Bishop Kelly High School**

**Game 1 Pocatello vs. Blackfoot**  
Nov. 11, 2005 — Holt Arena, Pocatello.  
Officials: Shawn Astin, Hugh Foster,  
Dennis Oliver, Shayne Proctor, Dave Sire

**Game 2 Sandpoint vs. Bishop Kelly**  
Nov. 11 — Sandpoint HS  
Officials: Bill Clark, Steve Currie,  
Terry Gorton, Dan Malcolm, Bob Ruiz

**Game 3 Pocatello vs. Bishop Kelly**  
Nov. 18, 2005 — Holt Arena, Pocatello  
Officials: Dan Andreason, Tim Arehart,  
Hugh Foster, Alan Gardner, Dave Sire

**4A**




# 3a & 2a state football champions

## 3A Milk Bowl — Holt Arena, Pocatello November 18, 2005



**Shelley High School**



**Game 1 Snake River vs. Declo**  
Nov. 4, 2005 — Holt Arena  
Officials: Adam Clark, Gerald Christensen, Greg Harding, Arne Jones, Terry Jones

**Game 2 Shelley vs. Buhl**  
Nov. 5, 2005 — Holt Arena  
Officials: Dan Andreason, Hugh Foster, Alan Gardner, Brent Martin, Tad Pearson

**Game 3 Weiser vs. Timberlake**  
Nov. 5, 2005 — Weiser HS  
Officials: Bob Barowsky, Jay Gomeza, Jerry Helgeson, Greg Tuttle, Dan Yraguen


**Game 4 Bonners Ferry vs. Fruitland**  
Nov. 5, 2005 — Bonners Ferry HS  
Officials: Steve Hanni, Terry Gorton, Scott Harris, Ken Maring, Jim White

**Game 5 Snake River vs. Shelley**  
Nov. 12, 2005 — Holt Arena  
Officials: TR Campbell, Ben Carlson, Doug Carlson, Roger Kunz, Brian Wellard


**Game 6 Weiser vs. Fruitland**  
Nov. 12, 2005 - Weiser HS  
Officials: Gary Bassett, James Csencsits, Brian Law, Chris Shepherd, Dan Yraguen

**Game 7 Shelley vs. Weiser**  
Nov. 18, 2005 — Holt Arena; Milk Bowl  
Officials: Doug Carlson, Gary Carlson, Gerald Christensen, Arne Jones, Greg Harding

## 2A Milk Bowl — Kibbie Dome, Moscow November 19, 2005



**Firth High School**



**Game 1 West Jefferson vs. West Side**  
Nov. 3, 2005 — Holt Arena  
Officials: Dan Andreason, Alan Gardner, Doug Hymas, Brent Martin, Tad Pearson

**Game 2 Firth vs. Glenns Ferry**  
Nov. 3, 2005 — Holt Arena  
Officials: Tim Archart, Rod Hughes, Brian Mecham, David Sire, Marv Sorenson

**Game 3 Kamiah vs. Melba**  
Nov. 5, 2005 — Kamiah HS  
Officials: Kevin Acree, Jim Bershaw, Kyle Helm, Dan Marsh, Mike Tatko

**Game 4 Nampa Christian vs. Grangeville**  
Nov. 5, 2005 — Nampa Christian HS  
Officials: Ron Crowe, Frank Fullmer, Jack Jones, Steve Jones, Larry Lincoln, Mike Tatko


**Game 5 West Side vs. Firth**  
Nov. 12, 2005 — Holt Arena  
Officials: Brian Carlson, Gary Carlson, Gerald Christensen, Arne Jones, Dave Martinez

**Game 6 Kamiah vs. Nampa Christian**  
Nov. 12, 2005 — Kamiah HS  
Officials: Gary Allen, Dan Davenport, Corky Fazio, Bobby Hicks, Mike Tatko


**Game 7 Kamiah vs. Firth**  
Nov. Nov. 19, 2005 — Kibbie Dome; Milk Bowl  
Officials: Shannon Bryson, Bryan Law, Steve Renberg, Chris Shepherd, Dan Yraguen

# 1A 8-man state football champion

## 1A Div. I 8- Man Milk Bowl — Bronco Stadium, Boise November 17, 2005



**Genesee High School**



**Game 1: Garden Valley vs. Castleford**  
Nov. 5, 2005 — Garden Valley HS  
Officials: Jim Carr, Shane Maxey,  
Jeff Ramage, Larry Shippy

**Game 2 Raft River vs. Idaho City**  
Nov. 5, 2005 — Raft River HS  
Officials: Kirby Butler, Don Garner,  
Steve Thomas, Roland Wood

**Game 3 Genesee vs. Lewis County**  
Nov. 4, 2005 — Genesee HS  
Officials: Gary Allen, Butch Croy,  
Dan Davenport, Corky Fazio, Don Judd


**Game 4 Wallace vs. Troy**  
Nov. 5, 2005 — Wallace HS  
Officials: Chad Duce, Dominic Howard,  
David Oakes, Bob Ruiz,  
Bernie Hendewerk

**Game 5 Garden Valley vs. Raft River**  
Nov. 12, 2005 — Garden Valley HS  
Officials: Kip Bryson, Shannon Bryson,  
Jim Hardenbrook, Scott Orr


**Game 6 Genesee vs. Troy**  
Nov. 12, 2005 — Lewiston HS  
Officials: Kevin Acree, Jim Ber-  
shaw, Butch Croy, Kyle Helm  
Don Judd

**Game 7 Garden Valley vs. Genesee**  
Nov. 17, 2005 — Bronco Stadium; Milk Bowl  
Officials: Bob Burton, Paul Manzardo, Ken  
Maring, Tony Rinaldi, Jim White

## 1A Div. II 8-Man Milk Bowl — Bronco Stadium November 18, 2005



**Mackay High School**



**Game 1 Carey vs North Gem**  
Nov. 5, 2005 — Carey HS  
Officials: Shane Clark, Rob Kelly,  
Gabe Ostyn, Sean Standley

**Game 2 Salmon River vs. Horseshoe Bend**  
Nov. 5, 2005 — Salmon River HS  
Officials: Parker Altice, Brad Baird,  
Brad Calkins, Shane Pollard

**Game 3 Mackay vs. Camas County**  
Nov. 4, 2005 — Mackay HS  
Officials: Tim Arehart, Brian Mecham,  
Dan Owen, David Sire

**Game 4 Clark Fork vs. Mullan**  
Nov. 5, 2005 — Clark Fork HS  
Officials: Dan Elliott, Russ French,  
Jason Jenkins, Dick Jurvelin,  
Rob Robinson

**Game 5 North Gem vs. Mackay**  
Nov. 11, 2005 — Holt Arena  
Officials: Doug Carlson, Gary  
Carlson, Gerald Christensen,  
Brian Lowman


**Game 6 Horseshoe Bend vs. Mullan**  
Nov. 12, 2005 — Horseshoe Bend HS  
Officials: Jim Carr, Tom Dale,  
Vince Leedy, Kevin Leishman

**Game 7 Mackay vs. Horseshoe Bend**  
Nov. 18, 2005 — Bronco Stadium; Milk Bowl  
Officials: Kevin Acree, Jim Bershaw,  
Butch Croy, Don Judd, Kyle Helm



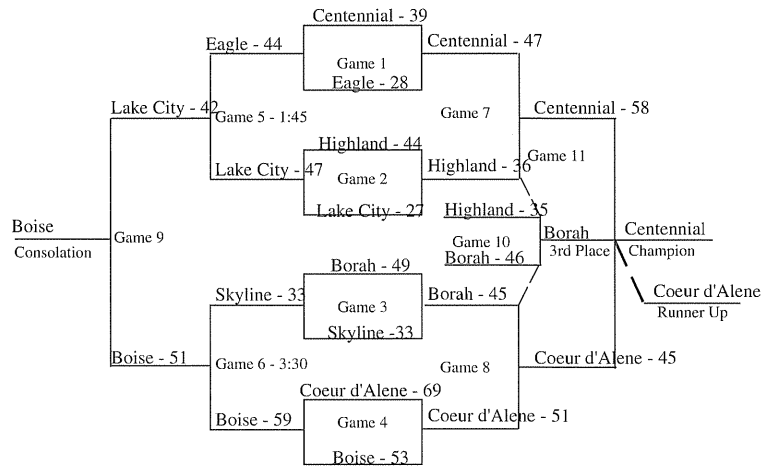
# girls' state basketball champions

5A



**Centennial High School**

**February 16-18, 2006  
The Idaho Center, Nampa**

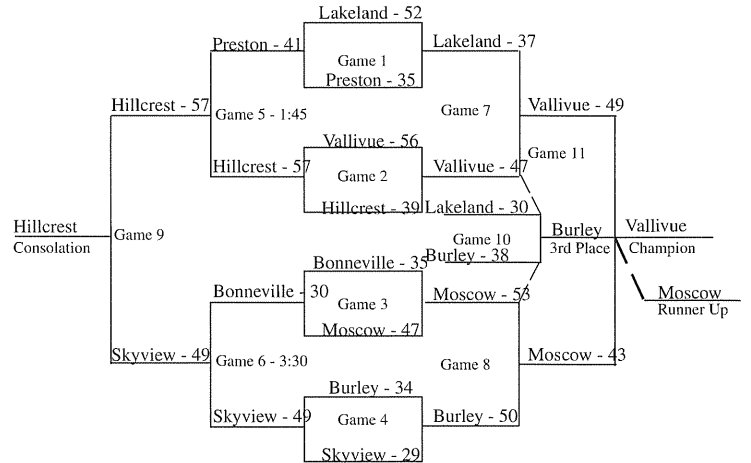


4A




**Vallivue High School**

**February 16-18, 2006  
Timberline High School, Boise**

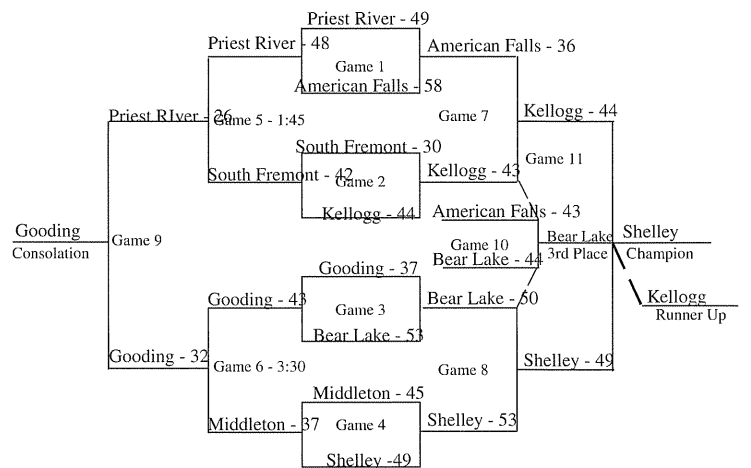


3A



**Shelley High School**

**February 16-18  
Bishop Kelly High School, Kuna**




**Officials**

- District I
- District II
- District III
- District IV
- District V
- District VI

- Paul Manzardo, Gary Drechsel, Steve Hudson, Brian Carlson
- Shannon Wilson, Warren Beckman, Jeff Adams, Brian Martin
- Tim Gridley, Randy Powell, Moss Strong, Larry Gallegos
- Kenny Lively, Don Shirey, Wayne Davids, Chris Waitley
- Greg Harding, Gerald Christensen, Lynn Van Every, Adam Clark
- Dan Andreason, Brad Hadley, Steve Belnap, Brent Martin

# girls' state basketball champions

2A




**Butte County High School**

February 16-18, 2006

Middleton High School



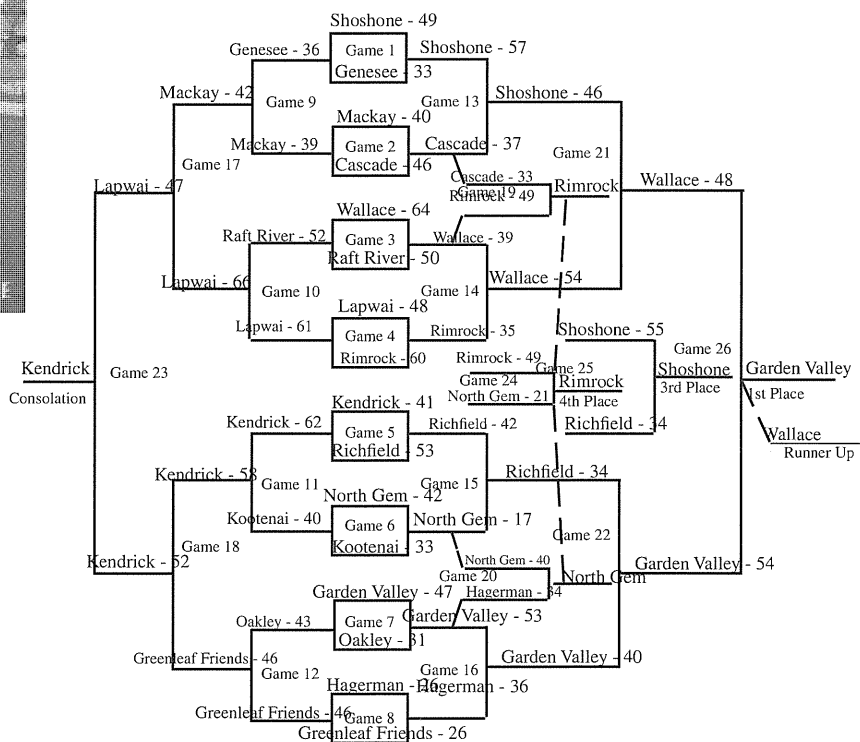
1A



**Garden Valley High School**

February 16 - 19, 2005

Nampa & Skyview High Schools



## Officials

- District I
- District II
- District III
- District IV
- District V
- District VI

Paul Manzardo, Gary Drechsel, Steve Hudson, Brian Carlson  
 Shannon Wilson, Warren Beckman, Jeff Adams, Brian Martin  
 Tim Gridley, Randy Powell, Moss Strong, Larry Gallegos  
 Kenny Lively, Don Shirey, Wayne Davids, Chris Waitley  
 Greg Harding, Gerald Christensen, Lynn Van Every, Adam Clark  
 Dan Andreason, Brad Hadley, Steve Belnap, Brent Martin

# 5a state wrestling individual champions

## Holt Arena, Pocatello

February 23 - 25, 2006



**103 LBS.**

1. Dillon Gentry (9) Meridian
2. Jordan Johnson (10) Idaho Falls
3. Jesse Thompson (12) Mountain View
4. Jake Christensen (11) Eagle
5. Greg Lee (12) Coeur d'Alene
6. Arik Ackerman (9) Lake City



**112 LBS.**

1. Josh Paulson (11) Capital
2. Shane Stephenson (11) Centennial
3. Josh Hall (11) Highland
4. Ryan Traska (11) Mountain View
5. Trent Johnston (11) Eagle
6. Nick Hugues (10) Highland



**119 LBS.**

1. Paul Gentry (12) Meridian
2. Spencer Oldemeyer (12) Borah
3. Gary Mattos (11) Capital
4. Seth Unterseher (10) Capital
5. Nick Carter (11) Mountain View
6. Tyson Quick (12) Mountain View



**125 LBS.**

1. Preston Gentry (12) Meridian
2. Josh Warner (9) Idaho Falls
3. Tim McHail (11) Eagle
4. Isaak Lawlor (11) Coeur d'Alene
5. Matt Weigle (12) Mountain View
6. Eric Giles (11) Capital



**130 LBS.**

1. Avery Garner (11) Centennial
2. Greg Einerson (12) Idaho Falls
3. Jaron Hathaway (10) Eagle
5. Dane White (9) Mountain View
5. Justin Allen (9) Highland
6. Henry Gini (9) Meridian

### Team Champions

- |                  |        |
|------------------|--------|
| 1. Idaho Falls   | 204.00 |
| 2. Eagle         | 187.50 |
| 3. Meridian      | 176.50 |
| 4. Mountain View | 163.00 |

### Officials

- |                |                |               |              |
|----------------|----------------|---------------|--------------|
| Merrill Owens  | Ryan Wood      | George Germer | Don Scoles   |
| Rich Kriete    | Rocky Lima     | Doug O'Bryan  | Tim Matthews |
| Scott Thompson | Vance Anderson | Arne Jones    | Mike Hugues  |
| David George   | Layne Dalley   | Dale Gardner  | Earl Cole    |



**135 LBS.**

1. Jacob West (12) Borah
2. Ryan Shuman (12) Highland
3. Austin Wingerson (11) Skyline
4. Randy Jerald (12) Coeur d'Alene
5. Chance Hyer (11) Centennial
6. Mark Hobson (10) Lewiston



**140 LBS.**

1. Scott Armstrong (11) Borah
2. Tyler Spear (12) Meridian
3. Chaz Huntington (11) Eagle
4. Jordan Johnson (12) Skyline
5. Dustin Warner (11) Idaho Falls
6. Chance Requa (10) Twin Falls



**145 LBS.**

1. Tyeson Mitton (11) Highland
2. Eric Jorgenson (11) Timberline
3. Jeremiah Steele (10) Idaho Falls
4. Dallon Higgs (11) Skyline
5. Mike Plank (12) Eagle
6. Jesse Neilson (10) Coeur d'Alene



**152 LBS.**

1. Jeremy Zabel (10) Coeur d'Alene
2. Colin Washburn (12) Borah
3. Sam Braseth (11) Timberline
4. Kyle Ray (10) Eagle
5. Casron Work (12) Lake City
6. Harrison Greene (11) Capital



**160 LBS.**

1. Spence Patrick (10) Mountain View
2. Trevor Sigler (10) Mountain View
3. Kyle Smith (12) Twin Falls
4. Karl Thompson (10) Idaho Falls
5. Jake Williams (9) Eagle
6. Kirk Tewalt (12) Meridian



**171 LBS.**

1. Kirk Smith (11) Centennial
2. Jeremy Hopkins (12) Meridian
3. Cody Ensley (12) Lewiston
4. Brent Martinez (10) Twin Falls
5. Casey Anderson (11) Borah
6. Kendall Goodier (11) Timberline



**189 LBS.**

1. Marshal Pirtz (11) Centennial
2. Justin Beckett (12) Meridian
3. Coltin Steele (12) Eagle
4. Brian Waybright (12) Borah
5. Ian Turner (11) Coeur d'Alene
6. Jake Dawley (11) Timberline



**215 LBS.**

1. James Mason (12) Idaho Falls
2. Trevor Williams (12) Lewiston
3. Jestin Kearsley (12) Mountain View
4. Jake Densley (10) Centennial
5. J.T. Cole (12) Timberline
6. Paul Merrill (11) Lewiston




**275 LBS.**

1. Mike Warden (12) Idaho Falls
2. Mark Skogrand (11) Lewiston
3. Brad Curtis (11) Skyline
4. Don Phipps (12) Highland
5. Jesse Gonzales (11) Eagle
6. Mike Vickhammer (12) Lake City

# 4a state wrestling individual champions

The Idaho Center, Nampa

February 24 - 26, 2005



**103 LBS.**

1. Colton Nielsen (10) Pocatello
2. Andrew Uhl (11) Minico
3. Timmy Pepperdine (10) Sandpoint
4. Justin Goff (10) Nampa
5. Fred Wheeler (9) Kuna
6. George Gundlach (9) Bishop Kelly



**112 LBS.**

1. David Burgara (10) Minico
2. Nate Crane (10) Minico
3. Abner Cook (9) Pocatello
4. Alec Ward (11) Sandpoint
5. Kyle McCrite (9) Lakeland
6. Mitchell Thompson (9) Rigby



**119 LBS.**

1. Kevin Kiloy (12) Minico
2. Matt Durrant (11) Kuna
3. Daniel Doronio (11) Mountain Home
4. Dallin Roadhead (12) Madison
5. Tobie Robinson (11) Blackfoot
6. Dennis Anderson (11) Caldwell



**125 LBS.**

1. Chad Spade (12) Sandpoint
2. Nick Crane (12) Minico
3. Alex Vickers (11) Skyview
4. Conner Bingham (10) Blackfoot
5. Bryan Otto (10) Pocatello
6. Joey Fio (11) Sandpoint



**130 LBS.**


1. Dylan Whiting (12) Skyview
2. Doug Anderson (11) Caldwell
3. Jake Lords (10) Madison
4. Thomas Tiel (11) Bonneville
5. Kamron Spaulding (10) Mountain Home
6. Anthony Weerhem (11) Preston

## Team Champions

1. Minico 225.50
2. Skyview 150.00
3. Mountain Home 123.50
4. Pocatello 118.50

## Officials

Merrill Owens	Ryan Wood	George Germer	Don Scoles
Rich Kriete	Rocky Lima	Doug O'Bryan	Tim Matthews
Scott Thompson	Vance Anderson	Arne Jones	Mike Hugues
David George	Layne Dalley	Dale Gardner	Earl Cole



**135 LBS.**

1. Brandon Palaniuk (12) Lakeland
2. Calvin Vivier (10) Mountain Home
3. AJ Hutchison (12) Mountain Home
4. Darrell Flores (10) Caldwell
5. Jered Hammond (10) Burley
6. Joe Burbank (12) Preston



**140 LBS.**

1. John Siddoway (12) Hillcrest
2. Josh Clapier (11) Minico
3. Zach Horsley (11) Lakeland
4. Em Powell (12) Jerome
5. Tayson Beck (10) Skyview
6. Jason Simmons (12) Blackfoot




**145 LBS.**

1. Kirt Anderson (12) Minico
2. Troy Vance (12) Hillcrest
3. James Greenfield (12) Mountain Home
4. Nick Jensen (12) Preston
5. Kyle Meschko (11) Sandpoint
6. Lorenzo Garcia (12) Caldwell



**152 LBS.**

1. Brady Garner (12) Preston
2. Tyson Hinckley (12) Century
3. Bridger English (12) Hillcrest
4. Tyler Stevens (12) Skyview
5. Cody Luper (12) Jerome
6. Mike Stone (12) Kuna



**160 LBS.**

1. Derek Mestrovich (12) Skyview
2. Jake Forseberg (12) Skyview
3. Kori Andrews (11) Mountain Home
4. Scott Underdahl (11) Lakeland
5. J.C. Percy (10) Blackfoot
6. Keith Blanc (12) Jerome



**171 LBS.**

1. Dustin Olsen (12) Preston
2. Austin Gorringer (12) Bishop Kelly
3. Jake Copeland (12) Emmett
4. Brandon Badiola (12) Vallivue
5. Alfonso Hernandez (10) Blackfoot
6. Rudy Valadez (12) Skyview



**189 LBS.**

1. Wes Cooper (12) Minico
2. Mike Taylor (12) Hillcrest
3. Alejandro Archuleta (12) Pocatello
4. Brady Cooper (10) Minico
5. Andrew Stucki (12) Rigby
6. Joel Sandoval (12) Skyview



**215 LBS.**

1. Kevin Lester (12) Nampa
2. Brad Moreau (11) Bonneville
3. Sheldon Cramer (12) Sandpoint
4. Sergio Archuleta (11) Pocatello
5. Tyler Sargent (12) Blackfoot
6. Jake Rammell (12) Madison



**275 LBS.**

1. Jordan Richardson (12) Bonneville
2. Beaux Clayton Kuna
3. Andrew Boehm (12) Rigby
4. Anthony Caffaro (12) Hillcrest
5. Brent Bingham (12) Pocatello
6. Jesse Jones (12) Burley

# 3a state wrestling individual champions

## The Idaho Center, Nampa

February 24 - 26, 2005



**103 LBS.**

- |                           |                |
|---------------------------|----------------|
| 1. Kody Laggis (9)        | American Falls |
| 2. Michael Villapando (9) | Fruitland      |
| 3. Otto Phillips (9)      | Salmon         |
| 4. Michael Wheat (9)      | Marsh Valley   |
| 5. Cody Benjamin (9)      | Marsh Valley   |
| 6. Troy Taylor (9)        | Payette        |



**112 LBS.**

- |                          |                |
|--------------------------|----------------|
| 1. Golden Zollinger (11) | Declo          |
| 2. Chris Moody (11)      | Kimberly       |
| 3. Paden Johnson (9)     | American Falls |
| 4. Tyson Olson (11)      | Salmon         |
| 5. Brodie Mortensen (11) | Sugar-Salem    |
| 6. Wynden Ward (10)      | Bear Lake      |



**119 LBS.**

- |                       |              |
|-----------------------|--------------|
| 1. Jeremy Ensley (12) | Homedale     |
| 2. Michael Ryan (12)  | Kellogg      |
| 3. T.J. Solomon (12)  | Marsh Valley |
| 4. Justin Olson (12)  | Salmon       |
| 5. Tyson Ward (9)     | Bear Lake    |
| 6. Justin Ishino (11) | Shelley      |



**125 LBS.**

- |                       |                |
|-----------------------|----------------|
| 1. Race Bowman (12)   | Snake River    |
| 2. Tyson Curry (12)   | American Falls |
| 3. Cole Shackett (12) | Shelley        |
| 4. Nathan Squibb (12) | Middleton      |
| 5. Patrick Neal (11)  | Timberlake     |
| 6. Cason Bowen (12)   | Middleton      |



**130 LBS.**

- |                         |             |
|-------------------------|-------------|
| 1. Shawn Jones (12)     | Snake River |
| 2. Abram Salcedo (12)   | Payette     |
| 3. Stephen Sparks (11)  | Shelley     |
| 4. Stuart Miyasako (12) | Homedale    |
| 5. Kolby Van Orden (10) | Snake River |
| 6. Paul Hawkins (11)    | Teton       |

### Team Champions

- |                   |        |
|-------------------|--------|
| 1. American Falls | 203.50 |
| 2. Weiser         | 162.50 |
| 3. Bonners Ferry  | 157.50 |
| 4. Homedale       | 142.50 |

### Officials

Merrill Owens	Ryan Wood	George Germer	Don Scoles
Rich Kriete	Rocky Lima	Doug O'Bryan	Tim Matthews
Scott Thompson	Vance Anderson	Arne Jones	Mike Hugues
David George	Layne Dalley	Dale Gardner	Earl Cole



**135 LBS.**

- |                        |                |
|------------------------|----------------|
| 1. Josh Strait (12)    | Marsh Valley   |
| 2. Murdoch Miller (11) | American Falls |
| 3. Camron Sobotka (12) | Buhl           |
| 4. Nathan Crane (10)   | Bear Lake      |
| 5. Matt Anderson (12)  | Timberlake     |
| 8. Casey Johnson (12)  | Middleton      |



**140 LBS.**

- |                        |                |
|------------------------|----------------|
| 1. David Hayes (11)    | Bonners Ferry  |
| 2. Jeff Porter (12)    | South Fremont  |
| 3. Tyler Felker (12)   | Salmon         |
| 4. Stetson Smith (11)  | American Falls |
| 5. Richie Morales (11) | Priest River   |
| 6. Ross Koyle (10)     | Gooding        |



**145 LBS.**

- |                              |              |
|------------------------------|--------------|
| 1. Tyler Christoffersen (12) | Homedale     |
| 2. Kelly Miller (12)         | Priest River |
| 3. David Bilbao (11)         | Weiser       |
| 4. Dustin Osterhout (12)     | Declo        |
| 5. Ryon Sirucek (10)         | Buhl         |
| 6. Brandon Doramus (12)      | Middleton    |




**152 LBS.**

- |                          |                |
|--------------------------|----------------|
| 1. Adam Hall (12)        | Bonners Ferry  |
| 2. Ken Swift (11)        | Bonners Ferry  |
| 3. Spencer Harris (12)   | American Falls |
| 4. Dustin Balmforth (11) | Shelley        |
| 5. Cody Magee (12)       | Bear Lake      |
| 6. Cody Crittenden (11)  | South Fremont  |



**160 LBS.**

- |                           |                |
|---------------------------|----------------|
| 1. Clint Call (12)        | American Falls |
| 2. Dallen Calderwood (12) | Teton          |
| 3. Chase Harberd (12)     | Weiser         |
| 4. Brad Darrinton (11)    | Shelley        |
| 5. Tyler Maxwell (11)     | Homedale       |
| 6. Logan Sheldon (11)     | St. Maries     |



**171 LBS.**

- |                        |               |
|------------------------|---------------|
| 1. Ryan Alder (12)     | Weiser        |
| 2. Jozef Musial (11)   | Bonners Ferry |
| 3. Ricco Gonzalez (12) | Homedale      |
| 4. Will Callejes (11)  | Shelley       |
| 5. Kyle Joiner (11)    | St. Maries    |
| 6. Cody Poole (11)     | Gooding       |




**189 LBS.**

- |                           |                |
|---------------------------|----------------|
| 1. Jacob Scharbrough (10) | Weiser         |
| 2. Bryce Svedin (12)      | Weiser         |
| 3. Don Dinning (12)       | Bonners Ferry  |
| 4. Randy Searle (11)      | Shelley        |
| 5. Caleb Cox (12)         | St. Maries     |
| 6. Chris Brown (11)       | American Falls |



**215 LBS.**

- |                          |          |
|--------------------------|----------|
| 1. Kory Pratt (12)       | Weiser   |
| 2. Josh Jolley (11)      | Homedale |
| 3. Tysten Porter (11)    | Salmon   |
| 4. Tyler Marshall (12)   | Filer    |
| 5. Ryan Bateman (12)     | Shelley  |
| 6. Miguel Hernandez (12) | Teton    |



**275 LBS.**

- |                         |                |
|-------------------------|----------------|
| 1. Landon Harris (12)   | Sugar-Salem    |
| 2. Jared Stone (11)     | Bonners Ferry  |
| 3. Martin Gallegos (12) | American Falls |
| 4. Chris Jorgensen (11) | Bear Lake      |
| 5. Amador Cortinas (10) | Homedale       |
| 6. Steven Frank (11)    | Kellogg        |

# 2a state wrestling individual champions

The Idaho Center, Nampa

February 24 - 26, 2005



**103 LBS.**

- |                         |               |
|-------------------------|---------------|
| 1. Josh Morris (10)     | Firth         |
| 2. Jonny Blaisdell (10) | Malad         |
| 3. Harold Bishop (11)   | North Fremont |
| 4. Ty Peck (9)          | Aberdeen      |



**112 LBS.**

- |                          |               |
|--------------------------|---------------|
| 1. Kyle Johnshoy (9)     | Melba         |
| 2. Kyler Briggs (10)     | North Fremont |
| 3. Jake Black (10)       | Parma         |
| 4. Cody Armbrust (10)    | Challis       |
| 5. Devin Skidmore (9)    | Malad         |
| 6. Matthew Gonzales (11) | Aberdeen      |



**119 LBS.**

- |                          |                |
|--------------------------|----------------|
| 1. Dusty Funderburg (11) | Kamiah         |
| 2. Aaron Danes (9)       | Parma          |
| 3. Jake Gilder (10)      | North Fremont  |
| 4. Kaden Tomlinson (10)  | West Jefferson |
| 5. Cody Ivie (12)        | Challis        |
| 6. James Jackson (9)     | Prairie        |



**125 LBS.**

- |                         |               |
|-------------------------|---------------|
| 1. Colter Cannon (12)   | North Fremont |
| 2. Chase Telford (11)   | Firth         |
| 3. Justin Baker (10)    | Challis       |
| 4. Robin Bullcreek (10) | Malad         |
| 5. Jacob Peck (11)      | Aberdeen      |
| 6. Jarvis Beams (11)    | Vallivue      |



**130 LBS.**

- |                          |                |
|--------------------------|----------------|
| 1. Charles Gonzales (12) | Aberdeen       |
| 2. Jake Gold (11)        | Wendell        |
| 3. Kaden Piva (10)       | Challis        |
| 4. Ace Joens (11)        | Raft River     |
| 5. Caleb Jolley (11)     | Firth          |
| 6. Jason Lundholm (11)   | West Jefferson |

## Team Champions

- |    |               |        |
|----|---------------|--------|
| 1. | North Fremont | 239.00 |
| 2. | Challis       | 198.50 |
| 3. | Firth         | 147.00 |
| 4. | Aberdeen      | 142.50 |

## Officials

- |                |                |               |              |
|----------------|----------------|---------------|--------------|
| Merrill Owens  | Ryan Wood      | George Germer | Don Scoles   |
| Rich Kriete    | Rocky Lima     | Doug O'Bryan  | Tim Matthews |
| Scott Thompson | Vance Anderson | Arne Jones    | Mike Hugues  |
| David George   | Layne Dalley   | Dale Gardner  | Earl Cole    |



**135 LBS.**

- |                           |                |
|---------------------------|----------------|
| 1. Jake Dolezal (12)      | North Fremont  |
| 2. Michael Sams (12)      | Wendell        |
| 3. Dillon Lineus (10)     | Potlatch       |
| 4. Jesse Arnoldson (12)   | Aberdeen       |
| 5. Austin Lambertson (10) | West Jefferson |
| 6. Tyler Losberger (12)   | Grangeville    |



**140 LBS.**

- |                         |                |
|-------------------------|----------------|
| 1. Steven Terry (12)    | Oakley         |
| 2. George Butts (12)    | Challis        |
| 3. Zach Hutchinson (12) | Raft River     |
| 4. Bowdrie Price (11)   | Malad          |
| 5. Kolby Simmons (12)   | West Jefferson |
| 6. Carlos Gonzales (11) | Firth          |



**145 LBS.**

- |                       |               |
|-----------------------|---------------|
| 1. Tyler Jones (12)   | North Fremont |
| 2. Skyler Cutler (9)  | Challis       |
| 3. Reagan Ward (11)   | Raft River    |
| 4. Reed Crandall (12) | North Gem     |
| 5. Robert Brumet (12) | Cambridge     |
| 6. Kenny Koopman (12) | Wendell       |



**152 LBS.**

- |                         |               |
|-------------------------|---------------|
| 1. Jared Leuzinger (12) | Challis       |
| 2. A.J. Armstrong (11)  | North Fremont |
| 3. Glen Hance (12)      | Glenns Ferry  |
| 4. Jacob Oiler (11)     | North Fremont |
| 5. Jason Sperber (12)   | Orofino       |
| 6. Carlos Garcia (12)   | New Plymouth  |



**160 LBS.**

- |                         |                |
|-------------------------|----------------|
| 1. Sam Butler (12)      | Firth          |
| 2. Tyson Bowers (12)    | Wendell        |
| 3. Marshall Bitter (12) | West Jefferson |
| 4. Miguel Garcia (11)   | New Plymouth   |
| 5. Kamas Reel (12)      | Malad          |
| 6. Brady Withers (12)   | North Fremont  |




**171 LBS.**

- |                       |                |
|-----------------------|----------------|
| 1. Josh Clark (12)    | North Fremont  |
| 2. Kyle Arneson (12)  | Challis        |
| 3. James Pollock (12) | New Plymouth   |
| 4. Alex Cooley (11)   | Potlatch       |
| 5. Logan Barzee (11)  | West Jefferson |
| 6. Ryan Henry (11)    | Valley         |



**189 LBS.**

- |                          |               |
|--------------------------|---------------|
| 1. Clayton Foster (11)   | Kamiah        |
| 2. Tom Brittain (12)     | Firth         |
| 3. Vince Ghormley (11)   | North Fremont |
| 4. Kole Adamson (12)     | Glenns Ferry  |
| 5. Michael Tuckness (11) | Marsing       |
| 6. DQ - J Hess (11)      | Aberdeen      |



**215 LBS.**

- |                          |              |
|--------------------------|--------------|
| 1. A.J. Balls (12)       | Ririe        |
| 2. Eric Look (12)        | Raft River   |
| 3. Andrew Martin (12)    | Orofino      |
| 4. Brandon McKinley (12) | Firth        |
| 5. Ryan Spencer (11)     | Challis      |
| 6. Kyle Harmon (11)      | New Plymouth |




**275 LBS.**

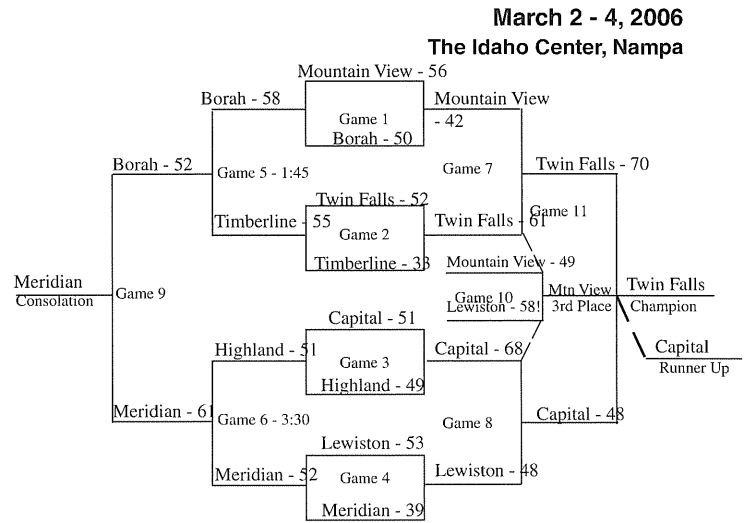
- |                        |           |
|------------------------|-----------|
| 1. Austin Poulson (12) | Aberdeen  |
| 2. Ben Pratt (12)      | Melba     |
| 3. Nick Povey (11)     | West Side |
| 4. Stephan Medina (12) | Wendell   |
| 5. Tier Brooks (11)    | Orofino   |
| 6. Kyle Hoskins (12)   | Valley    |

# boys' state basketball champions


5A




Twin Falls High School



4A



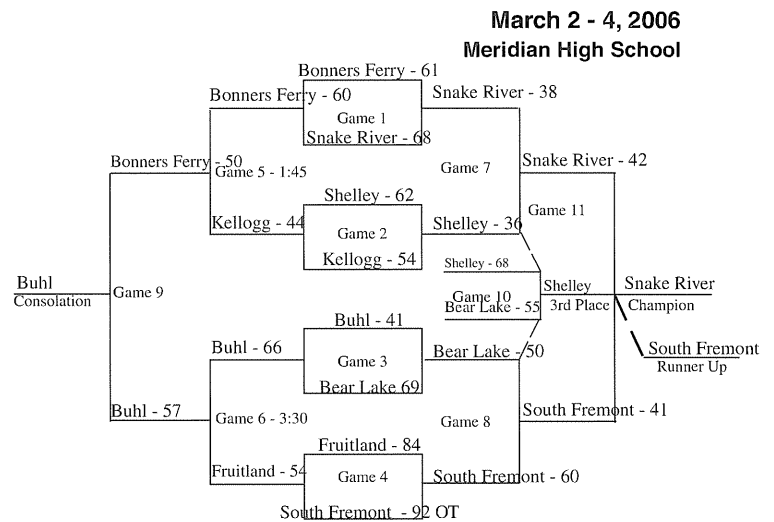
Skyview High School



3A



Snake River High School




**Officials**

- District I
- District II
- District III
- District IV
- District V
- District VI

- Bill Bopp, John Posnick, David Oakes, Mike Floch
- Darren Malm, Shannon Wilson, Warren Beckman, Mike Sperry
- Matt Strong, Ryan Holmes, Tyson Jones, John Fergurson
- Jeff Hall, Sean Standley, Mike Munsee, Arnold Patterson
- Greg Harding, Gary Carlson, Doug Carlson, Ben Carlson
- Hugh Foster, Dan Andreason, Brad Hadley, Kerry Martin


# boys' state basketball champions

2A




Malad High School

March 2 - 4, 2006  
Capital High School, Boise

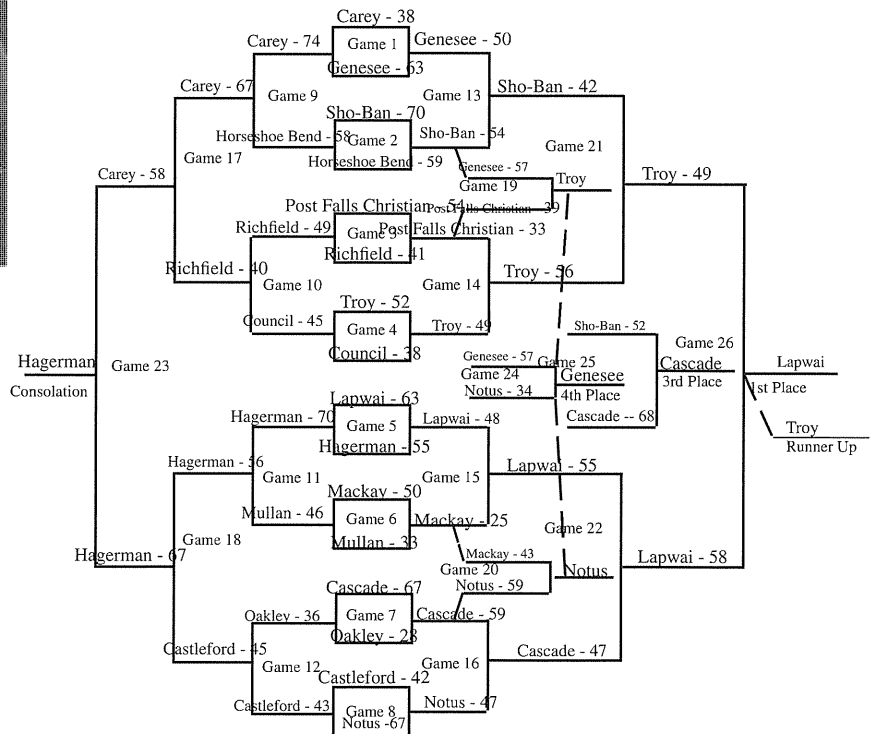


1A



Lapwai High School

March 1 - 4, 2006  
Caldwell & Vallivue High Schools



### Officials

- District I
- District II
- District III
- District IV
- District V
- District VI

Bill Bopp, John Posnick, David Oakes, Mike Floch  
 Darren Malm, Shannon Wilson, Warren Beckman, Mike Sperry  
 Matt Strong, Ryan Holmes, Tyson Jones, John Ferguson  
 Jeff Hall, Sean Standley, Mike Munsee, Arnold Patterson  
 Greg Harding, Gary Carlson, Doug Carlson, Ben Carlson  
 Hugh Foster, Dan Andreason, Brad Hadley, Kerry Martin



# state track & field team scores

Delbert Bennett, Starter  
 Rich Condie, Starter  
 Tim Dunne, Starter  
 Terry Jensen, Starter  
 Rick Johnson, Starter  
 Les MacDowell, Starter

May 18 -20, 2006  
 Boise State University

Randy Powell, Starter  
 Charles Steinbronner, Starter  
 Larry Verdal, Starter  
 Jerry Kleinkopf, Referee  
 Bob Ranells, Referee

## Team Results

<b>5A Girls</b>			<b>2A Girls</b>			<b>1A Boys</b>					
1	Borah	125	6	Preston	42	1	Nampa Christian	149	1	Raft River	84.50
2	Skyline	85	7	Blackfoot	37.50	2	Firth	81.50	2	Oakley	58
3	Boise	72	8	Rigby	34	3	Valley	69	3	Nezperce	57.50
4	Mountain View	68	9	Vallivue	33	4	Grangeville	57	4	Genesee	50
5	Highland	56	10	Kuna	31.50	5	Kamiah	41	5	Cascade	48
6	Twin Falls	53	11	Hillcrest	31	6	West Jefferson	38	6	Greenleaf Friends	42
7	Centennial	49	12	Madison	30	7	West Side	36	7	Bliss	40
8	Timberline	46	13	Minico	25.50	8	Orofino	35	8	Horseshoe Bend	37
8	Lewiston	46	14	Jerome	23	9	Ririe	33	9	Cole Valley Christian	28
10	Lake City	32	15	Moscow	22	9	Soda Springs	33	10	Camas County	25
11	Idaho Falls	19	16	Pocatello	19	11	Melba	23	11	Prairie	20
12	Capital	15	17	Burley	17	12	Butte County	21	12	Kootenai	16
12	Eagle	15	18	Mountain Home	13	13	New Plymouth	20	13	North Gem	15
14	Coeur d'Alene	11	19	Wood River	8.50	13	Marsing	20	14	Castleford	14.50
15	Meridian	9	20	Sandpoint	8	15	Wendell	15	15	Coeur d'Alene Charter	14
			21	Bonneville	7	16	Aberdeen	9	15	Troy	14
			22	Lakeland	5.50	17	Malad	7	15	Highland-C	14
			23	Emmett	5	18	Challis	5.50	15	Mackay	14
			24	Caldwell	1	19	Grace	4	19	Garden Valley	11
						20	Parma	3	19	Timberline-Weippe	11
			<b>3A Girls</b>						21	Mullan	9
			1	Middleton	70.50				21	Salmon River	9
			2	Sugar-Salem	65				21	Kendrick	9
			3	Bear Lake	59				24	Dietrich	8
			4	South Fremont	56				25	Richfield	7
			5	Shelley	54				25	Cambridge	7
			6	Bonniers Ferry	41				25	Deary	7
			7	Kimberly	38				28	Idaho City	6
			8	Weiser	34				28	Council	6
			9	Salmon	33				30	Clark Fork	4
			10	Gooding	31				30	Lapwai	4
			11	McCall-Donnelly	29.50				30	Carey	4
			12	Kellogg	23				33	Sho-Ban	3
			12	Timberlake	23				34	Shoshone	2
			12	Buhl	23				35	Clark County	1
			15	Filer	17				35	Meadows Valley	1
			16	Declo	15				37	Hansen	.50
			16	American Falls	15						
			18	Teton	13						
			19	Priest River	12.50						
			20	St. Maries	12						
			21	Payette	10						
			21	Snake River	10						
			23	Fruitland	9.50						
			24	Homedale	4						
			<b>3A Boys</b>								
			1	Timberlake	79						
			2	Shelley	77						
			3	Middleton	56.50						
			4	Fruitland	52						
			5	Kimberly	51						
			6	Filer	50						
			7	McCall-Donnelly	37						
			8	Payette	36						
			9	South Fremont	35.50						
			10	Gooding	25						
			11	Salmon	23						
			12	Priest River	21						
			12	Buhl	21						
			14	Weiser	20						
			15	Homedale	18						
			16	Snake River	16						
			17	Declo	14						
			17	Bonniers Ferry	14						
			<b>4A Girls</b>								
			1	Moscow	66						
			2	Post Falls	62						
			3	Emmett	61						
			4	Bonneville	59.50						
			5	Century	50						
			6	Bishop Kelly	43						
			7	Rigby	38.83						
			8	Burley	36.33						
			9	Nampa	33						
			10	Blackfoot	32						
			10	Preston	32						
			12	Mountain Home	31						
			13	Pocatello	29						
			14	Sandpoint	27.50						
			15	Skyview	25						
			16	Jerome	18.50						
			17	Vallivue	18						
			18	Lakeland	14						
			19	Madison	13						
			20	Kuna	6						
			21	Wood River	4						
			22	Caldwell	2						
			23	Minico	33						
			<b>4A Boys</b>								
			1	Bishop Kelly	74						
			2	Nampa	66						
			3	Skyview	61						
			4	Post Falls	59.50						
			5	Century	43						

5A Girls' Winners



High Jump

1	Sydney Wendt	12	Skyline	5-06.00
2	Lisa Bishop	11	Idaho Falls	5-04.00
3	Mary Printz	12	Mountain View	5-02.00
4	Kristi Holte	12	Lake City	J5-02.00
5	Ashley Schmidt-Carr	11	Centennial	5-00.00
6	Michelle Glass	9	Borah	4-10.00
7	Eden Rasmussen	10	Idaho Falls	J4-10.00
8	Andrea Bordelon	10	Lake City	J4-10.00




100 Meter Hurdles

1	Tia Lumpkin	11	Skyline	*14.45
2	Jenne Childs	10	Timberline	15.10
3	Troi White	12	Borah	15.12
4	Kelsey O'Toole	12	Capital	15.74
5	Ashely Irons	11	Twin Falls	16.52
6	Arica Johnson	11	Lake City	16.56
7	Meagan Walker	9	Eagle	16.84
8	BreAnna Craig	11	Idaho Falls	17.15




Pole Vault

1	Annelise Bertleson	12	Borah	11-00.00
2	Ashley Godsey	11	Centennial	10-06.00
3	Mary Printz	12	Mountain View	J10-06.00
4	BreAnna Craig	11	Idaho Falls	J10-06.00
5	Tina Connolly	11	Boise	10-00.00
6	Brenna Lawson	11	Lake City	J10-00.00
7	Krissy McCoy	12	Coeur d'Alene	9-06.00
8	Tisha Taylor	11	Coeur d'Alene	8-06.00



300 Meter Hurdles

1	Tia Lumpkin	11	Skyline	44.99
2	Holly Miller	10	Timberline	46.61
3	Troi White	12	Borah	46.73
4	Janie Perez	10	Lewiston	46.77
5	Amy Ciaccio	11	Centennial	47.01
6	Heather Tiernan	10	Capital	47.02
7	Ashely Irons	11	Twin Falls	47.49
—	Kelsey O'Toole	12	Capital	DQ



Long Jump

1	Brittney Ward	12	Twin Falls	18-03.00
2	Sydney Wendt	12	Skyline	J18-03.00
3	Troi White	12	Borah	17-02.75
4	Ashley Godsey	11	Centennial	16-04.00
5	Katy Jannuzzi	12	Mountain View	15-11.00
6	Lauren McNamara	9	Idaho Falls	15-10.25
7	Katy Tai	11	Centennial	15-08.25
8	Tara Grieger	11	Capital	J15-08.25



100 Meter Dash

1	Camille Marchand	10	Highland	12.19
2	Tia Lumpkin	11	Skyline	12.48
3	Malia Hendrix	11	Timberline	12.56
4	La Shawn Williams	11	Boise	12.68
5	Brittney Ward	12	Twin Falls	12.70
6	Courtney Mitchell	12	Timberline	12.94
7	Kacy Wessels	11	Lewiston	13.02
8	Kelsie Latimore	10	Highland	13.02



Triple Jump

1	Sydney Wendt	12	Skyline	37-09.25
2	Alyssa Covington	10	Borah	36-10.50
3	Ashley Godsey	11	Centennial	34-10.25
4	Adri Browning	12	Twin Falls	34-04.00
5	Tara Grieger	11	Capital	33-10.50
6	Mellisa Williams	11	Centennial	33-07.75
7	Sam Neilson	9	Capital	33-07.25
8	Katie Rosenwinkel	11	Skyline	33-03.75




200 Meter Dash

1	Camille Marchand	10	Highland	25.46
2	La Shawn Williams	11	Boise	25.97
3	Brittney Ward	12	Twin Falls	26.02
4	Alyssa Covington	10	Borah	26.02
5	AshLee Rey	12	Lewiston	26.05
6	Jana DeWitt	11	Mountain View	26.65
7	Suzie Hinman	12	Skyline	26.66
8	Courtney Mitchell	12	Timberline	26.73



Discus Throw

1	Meghan Nauahi	12	Eagle	125-07
2	Tara Harding	12	Highland	123-09
3	Jamie Tart	12	Lake City	119-09
4	Krystal Griggs	12	Lewiston	116-02
5	Mary Albl	12	Borah	116-01
6	Sheena Brumbelow	11	Mountain View	115-03
7	Leah Brook	12	Centennial	114-11
8	Cristine Kirklin	12	Centennial	108-10




400 Meter Dash

1	AshLee Rey	12	Lewiston	57.97
2	Holly Hoagland	11	Mountain View	58.04
3	Sydney Wendt	12	Skyline	58.71
4	Samantha Thayne	10	Highland	59.11
5	Kristin Palmer	12	Coeur d'Alene	1:00.04
6	Indra Gomez	9	Meridian	1:00.32
7	Macy Egerman	10	Boise	1:00.80
8	Katy Jannuzzi	12	Mountain View	1:03.22



Shot Put

1	Tara Harding	12	Highland	37-07.00
2	Sheena Brumbelow	11	Mountain View	36-07.50
3	Mary Albl	12	Borah	35-02.00
4	Jamie Tart	12	Lake City	34-06.00
5	Krystal Griggs	12	Lewiston	34-03.50
6	Risa Caspersen	11	Twin Falls	33-11.75
7	Maryn Pincock	10	Borah	33-04.25
8	Audrey Gatewood	10	Eagle	33-01.00




800 Meter Run

1	Lauren Schaffer	10	Timberline	2:16.52
2	Auna Charlton	9	Borah	2:16.61
3	Jacque Sahlberg	10	Boise	2:17.19
4	Erica Wendt	11	Skyline	2:19.18
5	Kerynn Davis	12	Mountain View	2:19.69
6	Marisa Sanchez	10	Twin Falls	2:19.72
7	Katherine Gallagher	12	Eagle	2:21.51
8	Victoria Hokenson	10	Lewiston	2:25.05

\* New 5A & Overall Record

## 5A Girls' Winners, continued



### 1600 Meter Run

1	Dana Morgan	12	Boise	*4:59.45
2	Karleigh Gempler	11	Borah	5:09.24
3	Anne Lovelace	10	Boise	5:11.07
4	Nicole Nielsen	9	Borah	5:14.79
5	Sarah Olson	9	Boise	5:19.90
6	Bug Simmons	9	Mountain View	5:21.36
7	Erica Wendt	11	Skyline	5:23.67
8	Anna Stone	11	Coeur d'Alene	5:24.93



### 4x200 Meter Relay

1	Borah	1:43.26
2	Twin Falls	1:45.27
3	Boise	1:45.40
4	Lewiston	1:45.55
5	Lake City	1:46.62
6	Mountain View	1:47.12
7	Centennial	1:48.31
8	Skyline	1:50.97




### 3200 Meter Run

1	Dana Morgan	12	Boise	11:10.49
2	Karleigh Gempler	11	Borah	11:22.00
3	Nicole Nielsen	9	Borah	11:36.35
4	Erica Wendt	11	Skyline	11:39.93
5	Anne Lovelace	10	Boise	11:46.06
6	Anna Stone	11	Coeur d'Alene	11:46.37
7	Sarah Olson	9	Boise	12:03.09
8	Bug Simmons	9	Mountain View	12:11.53



### 4x400 Meter Relay

1	Lewiston	4:03.32
2	Borah	4:03.74
3	Meridian	4:05.16
4	Centennial	4:05.38
5	Twin Falls	4:07.07
6	Mountain View	4:08.14
7	Lake City	4:08.37
8	Skyline	4:14.20



### 4x100 Meter Relay

1	Timberline	49.18
2	Borah	49.94
3	Highland	50.65
4	Mountain View	50.75
5	Centennial	50.75
6	Twin Falls	50.92
7	Skyline	51.08
8	Lake City	51.21



### 800 Sprint Medley

1	Mountain View	1:50.92
2	Borah	1:51.04
3	Highland	1:51.37
4	Boise	1:52.57
5	Skyline	1:52.70
6	Centennial	1:53.48
7	Lake City	1:54.00
8	Twin Falls	1:54.73


\* New 5A & Overall Record

## 5A Boys' Winners



### High Jump

1	Brandon McNew	11	Twin Falls	6-06.00
2	Andrew Blaser	11	Meridian	6-02.00
3	Eric Follett	12	Idaho Falls	J6-02.00
4	Ian Pellerin	11	Meridian	6-00.00
4	Calvin Hatfield	11	Mountain View	6-00.00
4	Eric Chandler	12	Boise	6-00.00
4	Jeremy Kinzer	12	Lewiston	6-00.00
8	Jason Turnblom	9	Mountain View	J6-00.00



### Triple Jump

1	Wendell Lawrence	12	Mountain View	46-06.00
2	Darrion Brown	10	Borah	45-04.00
3	Brandon McNew	11	Twin Falls	43-02.00
4	Kyle Ferebee	12	Lake City	42-09.00
5	Chase Wasden	12	Capital	42-08.75
6	Andrew Blaser	JR	Meridian	42-07.50
7	Marcus Oakes	10	Capital	41-09.50
8	Kole Summers	11	Skyline	41-05.25




### Boys Pole Vault

1	Lucas Pope	12	Coeur d'Alene	15-00.00
2	Richard Hovley	12	Centennial	14-06.00
3	Austin Lewis	11	Eagle	14-00.00
4	David Scholer	12	Borah	13-00.00
5	David Tighe	12	Capital	J13-00.00
6	Paul Handy	12	Idaho Falls	J13-00.00
7	Braydon Bringhurst	11	Centennial	J13-00.00
8	Bryan Lowman	12	Mountain View	12-06.00



### Discus Throw

1	Max Black	12	Highland	162-08
2	Ben Black	11	Capital	152-06
3	Don Phipps	12	Highland	143-01
4	Jake Barrow	12	Capital	142-10
5	Cody Hays	10	Lewiston	141-11
6	Caleb McSurdy	10	Borah	140-10
7	Brian Yagues	11	Mountain View	140-00
8	Marc Gardner	11	Mountain View	139-07



### Long Jump

1	Matthew Grogan	12	Lewiston	23-09.25
2	Dan Lee	12	Idaho Falls	22-02.50
3	Andrew Blaser	11	Meridian	21-11.00
4	Parker Ward	10	Eagle	21-06.50
5	Johnny Bute	11	Borah	21-05.75
6	Will Uebelacker	11	Boise	21-04.75
7	Darrion Brown	10	Borah	21-04.25
8	Brandon McNew	11	Twin Falls	21-02.25



### Shot Put


1	Cody Hays	10	Lewiston	49-09.75
2	Carson York	11	Lake City	48-11.00
3	Caleb McSurdy	10	Borah	47-10.00
4	Shane Beach	12	Mountain View	47-08.75
5	Nate Carter	12	Eagle	47-06.00
6	Max Black	12	Highland	46-08.25
7	David Bobbit	12	Lake City	46-07.00
8	Matt Morris	12	Idaho Falls	45-03.50

5A Boys' Winners, continued




**110 Meter Hurdles**

1	Andrew Blaser	11	Meridian	14.83
2	Matthew Grogan	12	Lewiston	15.11
3	Dan Lee	12	Idaho Falls	15.28
4	Richard Hovley	12	Centennial	15.34
5	Lucas Pope	12	Coeur d'Alene	15.59
6	Dominic Cheney	9	Twin Falls	15.61
7	Terriel Thomas	11	Borah	15.92
8	Abe Larsen	12	Centennial	16.80



**1600 Meter Run**

1	Nick Bolinder	11	Boise	4:23.88
2	John Mering	12	Boise	4:26.09
3	Michael Armon	11	Coeur d'Alene	4:26.77
4	John Coyle	10	Lake City	4:29.27
5	Ryan Saunders	10	Capital	4:29.83
6	Sawyer Bosch	11	Borah	4:29.86
7	Luke Bryan	12	Lake City	4:32.75
8	Nic Cotton	11	Lake City	4:33.82



**300 Meter Hurdles**

1	Matthew Grogan	12	Lewiston	39.34
2	Joel Lowman	12	Mountain View	39.92
3	Aaron Jenkins	12	Idaho Falls	40.11
4	Dan Lee	12	Idaho Falls	40.16
5	Jeremiah Bual	11	Boise	40.50
6	Jesse Ohs	10	Lake City	41.01
7	Dominic Cheney	9	Twin Falls	41.22
8	Logan Lynch	11	Twin Falls	41.54



**3200 Meter Run**

1	Nick Bolinder	11	Boise	9:43.42
2	Michael Armon	11	Coeur d'Alene	9:51.38
3	Ryan Saunders	10	Capital	9:51.82
4	Sawyer Bosch	11	Borah	9:55.48
5	Bryant Denson	11	Boise	10:06.28
6	Derrek Gunn	10	Mountain View	10:09.10
7	Trevor Gardner	12	Idaho Falls	10:12.63
8	Alex Pogue	11	Mountain View	10:13.74



**100 Meter Dash**

1	Brody Miller	12	Twin Falls	10.8h
2	Jeff Strong	11	Timberline	10.8h
3	Jeremiah Mitchell	12	Eagle	10.9h
4	Johnny Bute	11	Borah	11.0h
5	Jake Burroughs	12	Meridian	J11.0h
6	Matthew Grogan	12	Lewiston	11.2h
7	Ben Laporta	11	Skyline	J11.2h
8	Justin Humble	12	Skyline	11.3h




**4x100 Meter Relay**

1	Eagle	43.25
2	Meridian	43.48
3	Timberline	43.60
4	Borah	43.63
5	Skyline	43.75
6	Lewiston	43.91
7	Lake City	44.82
8	Twin Falls	45.22




**200 Meter Dash**

1	Brody Miller	12	Twin Falls	22.0h
2	Jeremiah Mitchell	12	Eagle	J22.0h
3	Dominic Schmidt	11	Lewiston	22.1h
4	Logan Emory	12	Centennial	22.2h
5	Johnny Bute	11	Borah	22.5h
6	Corban Lattimore	10	Highland	22.6h
7	Jake Rhodes	11	Coeur d'Alene	22.7h
8	Justin Humble	12	Skyline	23.0h



**4x200 Meter Relay**

1	Eagle	1:29.69
2	Borah	1:30.31
3	Skyline	1:31.50
4	Timberline	1:31.85
5	Centennial	1:31.96
6	Coeur d'Alene	1:32.63
7	Twin Falls	1:32.91
8	Lewiston	1:42.44




**400 Meter Dash**

1	Eric Robertson	12	Eagle	48.95
2	Brody Miller	12	Twin Falls	49.72
3	Dominic Schmidt	11	Lewiston	50.42
4	Robert Glasson	12	Lake City	50.95
5	Scott Barlow	12	Highland	51.19
6	Israel Shebley	11	Capital	51.25
7	Emerson Follett	11	Lewiston	51.71
8	Kyle Grigsby	10	Centennial	52.56




**4x400 Meter Relay**

1	Eagle	3:22.35
2	Lewiston	3:24.39
3	Meridian	3:25.04
4	Borah	3:26.13
5	Twin Falls	3:27.07
6	Lake City	3:27.49
7	Centennial	3:28.03
8	Highland	3:28.12!



**800 Meter Run**


1	John Mering	12	Boise	1:54.80
2	John Coyle	10	Lake City	1:57.14
3	Brandon Frisbee	12	Borah	1:57.41
4	Jordan Ware	12	Centennial	1:57.79
5	Luke Bryan	12	Lake City	1:57.89
6	Jon Bramwell	12	Idaho Falls	1:58.85
7	Robert Dailey	11	Mountain View	1:59.22
8	Chaz Anestos	10	Highland	1:59.45



**1600 Sprint Medley**

1	Boise	3:31.01
2	Borah	3:34.43
3	Lake City	3:34.83
4	Centennial	3:35.63
5	Highland	3:40.94
6	Lewiston	3:41.84
7	Mountain View	3:44.92
8	Twin Falls	3:49.61

## 4A Girls' Winners



### High Jump

1	Diana Blauer	10	Burley	5-04.00
2	Charlee Kinghorn	12	Rigby	5-02.00
3	Megan Rolland	12	Emmett	5-00.00
4	Leanne Dean	12	Pocatello	J5-00.00
4	Brooke DeMers	10	Sandpoint	J5-00.00
6	Lara DeCoria	12	Bonneville	4-10.00
6	Amber Thompson	9	Rigby	4-10.00
6	Terissa Sparks	11	Pocatello	4-10.00
6	Chanel Bartholomew	12	Jerome	4-10.00



### Pole Vault

1	Ariel Johnson	10	Moscow	10-00.00
2	Lara DeCoria	12	Bonneville	J10-00.00
3	Danielle Valentine	10	Vallivue	J10-00.00
4	Chyna Bailey	11	Rigby	9-06.00
5	Collette Kirby	12	Post Falls	J9-06.00
6	Amber Thompson	9	Rigby	J9-06.00
7	Alexis Folkinga	10	Jerome	9-00.00
8	Mikea Barrie	9	Minico	J9-00.00



### Long Jump

1	Circe Cansino	11	Post Falls	17-01.50
2	Melissa Murillo	12	Emmett	17-00.50
3	Molly Reid	10	Jerome	16-09.00
4	Carli Gunter	12	Century	15-09.50
5	Terissa Sparks	11	Pocatello	15-07.50
6	Andee Coffin	12	Century	J15-07.50
7	Nichole Cordon	12	Rigby	15-07.00
8	Brittany Kildow	10	Skyview	15-06.00



### Triple Jump

1	Terissa Sparks	11	Pocatello	36-02.50
2	Danielle Hallam	12	Emmett	36-02.00
3	Melissa Murillo	12	Emmett	35-07.50
4	Jordan Cornelison	9	Rigby	35-07.00
5	Hailey Bull	9	Vallivue	33-09.50
6	Heidi Saville	11	Bonneville	33-08.00
7	Andee Coffin	12	Century	33-01.50
8	Kaity Giles	12	Bonneville	33-01.25



### Discus Throw

1	Sarah Cardinal	12	Blackfoot	*153-09
2	Kelsey Taylor	12	Moscow	124-05
3	Brittany Wright	11	Madison	119-09
4	Brigitte Boucher	12	Lakeland	117-09
5	Laura Feasline	12	Post Falls	115-04
6	Kelly Scott	12	Moscow	114-05
7	Jennie Rudder	12	Skyview	109-02
8	Taylor Madsen	10	Emmett	106-01



### Shot Put


1	Kelsey Taylor	12	Moscow	*43-10.50
2	Sarah Cardinal	12	Blackfoot	43-09.00
3	Mariah Beiker	12	Moscow	39-09.00
4	Amy Blackstun	12	Nampa	39-03.50
5	Brigitte Boucher	12	Lakeland	38-02.00
6	Katerina Hourova	11	Post Falls	37-01.50
7	Jennie Rudder	12	Skyview	35-09.00
8	Carley Dranginis	9	Skyview	34-09.00

\* New 4A record



### 100 Meter Hurdles

1	Kacy Barrie	12	Mountain Home	15.64
2	Alicia Jones	12	Century	16.19
3	Michayla Pearson	12	Blackfoot	16.31
4	Meredith Dolny	12	Moscow	16.42
5	Katie Adams	11	Sandpoint	16.46
6	Jo Byrne	11	Moscow	16.90
7	Shalyse Olsen	9	Rigby	16.99
8	Piper Coffin	11	Mountain Home	17.96




### 300 Meter Hurdles

1	Kacy Barrie	12	Mountain Home	46.75
2	Michayla Pearson	12	Blackfoot	47.02
3	Hailey Wood	11	Vallivue	48.00
4	Chelsey Thayn	10	Emmett	48.21
5	Meredith Dolny	12	Moscow	48.33
6	Kyrie Moon	12	Burley	49.39
7	Larissa DeHaas	10	Bishop Kelly	49.99
8	Dana Werner	11	Post Falls	50.04



### 100 Meter Dash

1	Kindy Longmore	12	Bonneville	12.54
2	Sarah Hill	11	Nampa	12.70
3	Caitlin Sanchez	11	Moscow	12.83
4	Lindsay Brady	12	Bishop Kelly	12.88
5	Sunny Katsilometes	12	Century	12.88
6	Chalese West	10	Rigby	12.92
7	Courtney Danielson	9	Vallivue	12.94
8	JulieAnn Overocker	9	Century	13.21



### 200 Meter Dash

1	Kindy Longmore	12	Bonneville	25.92
2	Morgan Freestone	10	Skyview	26.05
3	Lindsay Brady	12	Bishop Kelly	26.21
4	Courtney Adams	12	Sandpoint	26.28
5	Sarah Hill	11	Nampa	26.28
6	Margii Driscoll	12	Wood River	26.77
7	Chalese West	10	Rigby	26.92
8	JulieAnn Overocker	9	Century	27.01



### 400 Meter Dash

1	Lindsay Brady	12	Bishop Kelly	57.67
2	Hannah Gibby	12	Preston	57.89
3	Megan Rolland	12	Emmett	58.68
4	Amber Thompson	9	Rigby	59.73
5	Alexa McKenney	12	Kuna	59.77
6	Brittney Karl	9	Madison	1:00.50
7	Kari Rucker	9	Lakeland	1:00.64
8	Delaney Fox	9	Wood River	1:02.61



### 800 Meter Run

1	Bethany McInturff	10	Century	2:16.20
2	Stephanie Johnson	12	Burley	2:21.33
3	Angie Whalen	9	Post Falls	2:22.05
4	Melissa McFadden	12	Post Falls	2:22.99
5	Carey Downey	11	Pocatello	2:24.41
6	Codi Gifford	9	Bishop Kelly	2:24.90
7	Reve Tortel	11	Bonneville	2:25.31
8	Christina Miller	11	Sandpoint	2:25.41

4A Girls' Winners, continued



1600 Meter Run

1	Bethany McInturff	10	Century	5:13.22
2	Christa Hughes	11	Nampa	5:16.45
3	Angie Whalen	9	Post Falls	5:18.91
4	Stephanie Johnson	12	Burley	5:19.81
5	Megan Bartlett	9	Sandpoint	5:25.81
6	Kathy Griesmyer	12	Bishop Kelly	5:31.26
7	Natalie Mabey	12	Burley	5:37.92
8	Melissa McFadden	12	Post Falls	5:38.64



4x200 Meter Relay

1	Bonneville	1:47.00
2	Post Falls	1:47.27
3	Preston	1:47.31
4	Skyview	1:48.24
5	Sandpoint	1:48.53
6	Emmett	1:48.98
7	Rigby	1:49.20
8	Jerome	1:53.15



3200 Meter Run

1	Jordan Engelhardt	9	Bishop Kelly	11:31.88
2	Christa Hughes	11	Nampa	11:33.30
3	Angie Whalen	9	Post Falls	11:35.43
4	Stephanie Johnson	12	Burley	11:40.33
5	Megan Bartlett	9	Sandpoint	11:59.03
6	Natalie Mabey	12	Burley	12:01.10
7	Jordan Powell	9	Skyview	12:04.92
8	Alexandria Fife	12	Moscow	12:19.15



4x400 Meter Relay

1	Preston	4:05.69
2	Emmett	4:05.97
3	Bonneville	4:07.44
4	Post Falls	4:11.62
5	Bishop Kelly	4:13.84
6	Skyview	4:15.86
7	Kuna	4:16.58
8	Century	4:21.42



4x100 Meter Relay


1	Moscow	50.28
2	Jerome	50.50
3	Bonneville	50.75
4	Century	51.14
5	Mountain Home	51.26
6	Post Falls	51.41
7	Caldwell	51.58
8	Skyview	54.66



800 Sprint Medley

1	Emmett	1:51.73
2	Preston	1:52.41
3	Mountain Home	1:53.29
4	Pocatello	1:55.25
5	Madison	1:56.06
6	Lakeland	1:56.14
7	Bonneville	1:56.63
8	Sandpoint	2:01.46

4A Boys' Winners



High Jump

1	Jaron Polatis	11	Rigby	6-04.00
2	Nick O'Briant	11	Mountain Home	J6-04.00
3	Karl Hirning	12	Sandpoint	J6-04.00
4	Corbin Duer	11	Bishop Kelly	J6-04.00
5	Randy Purcell	12	Blackfoot	J6-04.00
6	Ian Kelsey	12	Lakeland	6-02.00
6	Justin Woodland	12	Kuna	6-02.00
8	Darin Stewart	12	Nampa	6-00.00



Triple Jump

1	Corbin Duer	11	Bishop Kelly	44-05.75
2	Michael Packer	12	Blackfoot	43-08.25
3	Cody Abrams	12	Preston	43-08.00
4	Brett Boesiger	12	Jerome	43-06.00
5	Kirk Miller	11	Kuna	42-09.00
6	Michael Berger	12	Madison	42-08.25
7	Tyler Lott	11	Jerome	41-10.75



Pole Vault

1	Scott Campbell	12	Nampa	14-06.00
2	Corbin Duer	11	Bishop Kelly	14-00.00
3	Jacob Duncan	12	Minico	13-00.00
3	Casey Schooley	12	Post Falls	13-00.00
5	Drew Burnham	11	Jerome	J13-00.00
6	Russell Beckstead	12	Preston	J13-00.00
7	Thomas Thiel	11	Bonneville	J13-00.00
8	Devin Hill	12	Madison	J13-00.00



Discus Throw

1	Casey Fannesbeck	12	Preston	175-06
2	Ben Donahue	12	Bishop Kelly	150-03
3	Donnie Maiers	12	Rigby	147-03
4	Dustin Sparks	12	Preston	145-02
5	Clint Prestwich	11	Rigby	143-03
6	Seth Lamb	12	Madison	142-07
7	Sheldon Cramer	12	Sandpoint	139-10
8	Kort Cain	12	Century	139-00



Long Jump


1	Jeremy Daniels	11	Rigby	21-04.75
2	Corbin Duer	11	Bishop Kelly	21-02.75
3	Andrew Swartz	12	Skyview	21-02.25
4	Matt Michels	12	Nampa	21-00.75
5	Marcus Thayn	11	Emmett	20-08.75
6	Scott Bartlett	12	Wood River	20-05.25
7	Elias Lewis	12	Jerome	20-04.00
8	Tory Stiggers	12	Century	19-10.25



Shot Put


1	Casey Fannesbeck	12	Preston	57-11.50
2	Sam Gray	12	Bishop Kelly	52-08.25
3	Justin Higginson	11	Blackfoot	51-02.50
3	Corbin Miniard	11	Wood River	51-02.50
5	Paul Morgan	11	Moscow	50-07.00
6	Jordan Richardson	12	Bonneville	49-02.25
7	Vinny Hell	12	Post Falls	48-05.75
8	Andy Naftz	12	Pocatello	48-04.25

4A Boys' Winners, continued




110 Meter Hurdles

1	Bryce Maybee	11	Madison	15.07
2	Jake Laird	11	Skyview	15.17
3	Brad Reynolds	11	Post Falls	15.37
4	Kevin Killoy	12	Minico	15.38
5	Justin Woodland	12	Kuna	15.67
6	Ian Kelsey	12	Lakeland	15.87
7	Taylor Ricks	12	Hillcrest	16.11
8	Ryan Kettner	12	Bishop Kelly	16.31



1600 Meter Run

1	Spencer Carter	11	Bishop Kelly	4:23.35
2	Bennet Grimes	12	Century	4:23.63
3	Chio Lopez	11	Century	4:24.93
4	Ben Larsen	12	Hillcrest	4:25.51
5	Steven Farr	11	Moscow	4:29.51
6	Kevin Higgs	11	Nampa	4:32.32
7	Phillip Vincent	12	Nampa	4:36.09
8	Daniel Rowley	12	Emmett	4:40.17



300 Meter Hurdles

1	Kevin Killoy	12	Minico	39.2h
2	Brad Reynolds	11	Post Falls	39.6h
3	Mark Hanson	12	Skyview	40.2h
4	Trevor Rice	11	Burley	40.7h
5	Brandon Doble	11	Mountain Home	41.4h
6	Chase Phillips	11	Rigby	41.5h
7	James Oberhansley	12	Madison	42.2h
8	Justin Woodland	12	Kuna	46.5h




3200 Meter Run

1	Chio Lopez	11	Century	*9:33.83
2	Ben Larsen	12	Hillcrest	9:37.97
3	Bennet Grimes	12	Century	9:40.30
4	Phillip Vincent	12	Nampa	9:47.69
5	Dustin Blunck	12	Madison	10:02.21
6	Paul Sartin	11	Bishop Kelly	10:03.50
7	Bryan Jenkins	12	Nampa	10:11.09
8	Thomas Anderson	11	Madison	10:13.69




100 Meter Dash

1	Nick Mehalechko	12	Post Falls	11.16
2	Jon Dalley	12	Pocatello	11.25
3	Brian Early	12	Blackfoot	11.26
4	Curtis Ferrin	10	Skyview	11.27
5	Taylor Kerbs	12	Burley	11.33
6	Cedric Febis	12	Bishop Kelly	11.39
7	Jason Bailey	12	Bonneville	11.39
8	Izzy Ramirez	12	Pocatello	11.63



4x100 Meter Relay

1	Skyview	*42.56
2	Blackfoot	43.99
3	Kuna	44.36
4	Minico	44.43
5	Century	44.82
6	Hillcrest	45.44
—	Moscow	DQ
—	Nampa	DQ



200 Meter Dash

1	Curtis Ferrin	10	Skyview	22.38
2	Matt Michels	12	Nampa	22.42
3	Darren Lynn	11	Skyview	22.43
4	Nick Mehalechko	12	Post Falls	22.51
5	Jon Dalley	12	Pocatello	22.53
6	Taylor Kerbs	12	Burley	22.87
7	Andrew Castaneda	11	Vallivue	23.23




4x200 Meter Relay

1	Nampa	1:31.11
2	Post Falls	1:31.59
3	Blackfoot	1:31.95
4	Burley	1:32.24
5	Jerome	1:32.68
6	Hillcrest	1:32.76
7	Century	1:34.21
8	Mountain Home	1:35.58




400 Meter Dash

1	Steve Anderson	11	Vallivue	49.96
2	Bryce Derrickson	10	Post Falls	49.97
3	Nathan Munson	12	Kuna	50.38
4	Jon Dalley	12	Pocatello	50.47
5	Tyler Sheets	11	Nampa	50.60
6	Seth Hyde	12	Post Falls	51.16
7	Jeff Klitgaard	12	Century	51.64
8	Anthony Williams	10	Moscow	52.71



4x400 Meter Relay

1	Skyview	*3:21.87
2	Kuna	3:24.46
3	Jerome	3:25.76
4	Vallivue	3:28.97
5	Post Falls	3:29.56
6	Madison	3:30.91
7	Moscow	3:30.92
8	Century	3:31.42



800 Meter Run

1	Spencer Carter	11	Bishop Kelly	1:55.64
2	Kevin Higgs	11	Nampa	1:56.50
3	Tevin Gilbert	12	Vallivue	1:57.34
4	Mitch McGreevy	12	Moscow	1:57.38
5	Clayton Kohler	11	Preston	1:58.27
6	Dutton McCauley	12	Hillcrest	1:58.64
7	Shad Beard	10	Hillcrest	2:00.92
8	Bren Browning	11	Rigby	2:00.99



1600 Sprint Medley

1	Vallivue	3:36.13
2	Nampa	3:36.83
3	Moscow	3:40.07
4	Hillcrest	3:41.79
5	Preston	3:42.57
6	Madison	3:44.20
7	Century	3:46.48
—	Bishop Kelly	DQ

\* New 4A record

3A Girls' Winners


**High Jump**

1	Britta Bartschi	11	South Fremont	5-04.00
2	Kaitlin Crawford	11	McCall-Donnelly	5-02.00
2	Heidi Fehringer	12	American Falls	5-02.00
4	Sarah Buhler	12	Middleton	5-02.00
5	Jerrica Zollinger	12	Declo	5-00.00
6	Macey Jones	10	Declo	5-00.00
7	Alea Leavitt	12	McCall-Donnelly	4-10.00
7	Angela Storro	12	Priest River	4-10.00



**100 Meter Hurdles**

1	Britta Bartschi	11	South Fremont	16.02
2	Sarah Buhler	12	Middleton	16.43
3	Kaitlin Crawford	11	McCall-Donnelly	16.65
4	Allie Murdock	9	Snake River	16.79
5	Jenna Robinson	12	St. Maries	16.80
6	Sam Hiatt	10	Bonnors Ferry	17.08
7	Tiffani Sessions	12	Salmon	17.33
8	Shantel Schirado	12	Bonnors Ferry	18.10



**Pole Vault**

1	Tennly Bowden		Payette	*11-00.00
2	Natalie Muir	12	Weiser	10-06.50
3	Karina Elzinga	12	Salmon	10-00.00
4	Shantel Schirado	12	Bonnors Ferry	J10-00.00
5	Chelsea Haydock	11	Middleton	9-06.00
6	Gentry Koyle	10	Gooding	J9-06.00
7	Hailey Gosack	11	Salmon	9-00.00
8	Melissa Porter	12	Snake River	J9-00.00



**300 Meter Hurdles**

1	Kaitlin Crawford	11	McCall-Donnelly	47.33
2	Jenna Robinson	12	St. Maries	47.56
3	Nici Abramowski	10	Gooding	47.59
4	Britta Bartschi	11	South Fremont	47.60
5	Whitney Wilson	10	Shelley	47.62
6	Madaline Meiers	11	Buhl	48.33
7	Amanda Corning	12	Priest River	48.49
8	Sarah Buhler	12	Middleton	52.67



**Long Jump**

1	Madeline Brown	11	Sugar-Salem	16-11.50
1	Brooke Hansen	9	Sugar-Salem	16-11.50
3	Lexa Murphy	9	Kimberly	16-09.50
4	Madaline Meiers	11	Buhl	16-03.50
5	Heidi Fehringer	12	American Falls	15-07.50
6	Katlin Smith	10	Middleton	15-06.25
7	Sarah Lentz	9	Kimberly	15-03.50
8	Lynn McAlister	12	American Falls	14-09.50




**100 Meter Dash**

1	Brooke Hansen	9	Sugar-Salem	12.89
2	Jenny Torgerson	12	Salmon	13.22
3	Carissa Lentz	12	Kimberly	13.26
4	Jennifer Manzo	12	Fruitland	13.63
4	Alexis Bennett	9	Middleton	13.63
6	Angela Storro	12	Priest River	13.63
7	Anne Hafer	10	Weiser	13.89
—	McKenzie Singleton	11	Teton	FS



**Triple Jump**

1	Alison Wright	10	South Fremont	36-09.50
2	Madeline Brown	11	Sugar-Salem	36-01.00
3	Sarah Buhler	12	Middleton	34-09.00
4	Lynsie Powers	12	Timberlake	34-04.25
5	Kaitlin Crawford	11	McCall-Donnelly	33-07.00
6	Alli Webb	9	Declo	32-07.00
7	Nichole Dalling	10	Sugar-Salem	32-04.50
8	Becky Lowther	11	Bonnors Ferry	32-03.00



**200 Meter Dash**

1	Brooke Hansen	9	Sugar-Salem	26.45
2	Shannon Malan	12	Shelley	26.84
3	Jenny Torgerson	12	Salmon	27.12
4	Carissa Lentz	12	Kimberly	27.80
5	Chelsea Cazier	11	Timberlake	28.05
6	Tish Powell	10	South Fremont	28.17
7	Sharelle Seward	11	Kimberly	28.36
8	Anne Hafer	10	Weiser	28.60



**Discus Throw**

1	Kaitie Poston	11	Bonnors Ferry	*149-03
2	Brittany Harris	11	Kellogg	113-02
3	Sarah Bird	11	Shelley	110-01
4	Briana Evans	11	Gooding	105-07
5	Britta Bartschi	11	South Fremont	102-11
6	Elise Overgaard	12	Weiser	102-08
7	Makell Stears	12	Sugar-Salem	98-08
8	Lindy Lower	11	Middleton	97-11



**400 Meter Dash**

1	Shannon Malan	12	Shelley	59.19
2	Jenae Root	10	Middleton	1:01.51
3	Chelsea Cazier	11	Timberlake	1:01.94
4	Chelsie Hirschi	10	South Fremont	1:02.08
5	Sara Penfold	12	Teton	1:02.96
6	April Jaynes	11	Buhl	1:03.18
7	Lynsey Selteneich	12	Kellogg	1:04.13
8	Jessi Timothy	9	Bear Lake	1:04.36



**Girls Shot Put**

1	Kaitie Poston	11	Bonnors Ferry	43-09.00
2	Amanda Seeling	9	Kellogg	37-09.00
3	Samantha Hollinger	12	Kimberly	37-07.75
4	Kathryn Spence	12	Weiser	35-08.00
5	Cheyenne Andrade	12	Homedale	34-02.00
6	Sarah Campbell	11	Kellogg	33-10.00
7	Jesse Marriott	11	Snake River	33-01.50
8	Jamie Bockelman	11	Salmon	32-06.00



**800 Meter Run**

1	Kate Eborn	12	Bear Lake	2:20.66
2	April Jaynes	11	Buhl	2:20.78
3	Stephanie Kidman	12	Shelley	2:21.17
4	Julie Orme	11	Sugar-Salem	2:23.69
5	Becca Wiggins	10	Weiser	2:24.36
6	Kieley Hayden	11	American Falls	2:26.31
7	Kelly Kincella	12	Timberlake	2:26.49
8	Joanna Roberts	12	McCall-Donnelly	2:27.61



\* New 3A record



# state track individual champions

## 3A Girls' Winners, continued




### 1600 Meter Run

1	Cydney Jacobsen	10	Bear Lake	5:26.86
2	Kate Eborn	12	Bear Lake	5:30.97
3	Amanda Palmer	10	Weiser	5:32.76
4	Tamra Chapman	10	South Fremont	5:34.60
5	Casey Hampton	11	Bonnors Ferry	5:37.71
6	Melody Braden	10	Bonnors Ferry	5:41.75
7	Macey Jones	10	Declo	5:43.79
8	Sheralyn Davidson	11	Bear Lake	5:45.38



### 4x200 Meter Relay

1	Middleton	1:47.36
2	Kimberly	1:49.08
3	Gooding	1:50.04
4	Teton	1:50.80
5	Filer	1:51.53
6	Shelley	1:54.70
7	Kellogg	1:55.89
—	Snake River	DQ



### 3200 Meter Run

1	Cydney Jacobsen	10	Bear Lake	11:48.71
2	Kate Eborn	12	Bear Lake	12:18.43
3	Sheralyn Davidson	11	Bear Lake	12:27.38
4	Becca Wiggins	10	Weiser	12:29.19
5	Melody Braden	10	Bonnors Ferry	12:30.78
6	Macey Jones	10	Declo	12:37.64
7	Samantha Robert	11	Middleton	12:39.85
8	Lynzi Coronado	10	Shelley	12:39.85




### 4x400 Meter Relay

1	Middleton	*4:07.44
2	Filer	4:08.01
3	Shelley	4:09.02
4	Gooding	4:14.25
5	South Fremont	4:17.44
6	Bear Lake	4:18.08
7	Timberlake	4:19.83
8	Teton	4:24.31



### 4x100 Meter Relay

1	Sugar-Salem	51.21
2	Salmon	52.10
3	Gooding	52.61
4	Fruitland	52.79
5	Timberlake	53.64
6	Teton	53.73
7	Snake River	55.07
—	Middleton	DQ



### 800 Sprint Medley


1	Shelley	1:52.55
2	Middleton	1:53.18
3	Priest River	1:57.31
4	Filer	1:57.48
5	Buhl	1:57.95
6	Kimberly	1:58.33
7	Bear Lake	2:08.31
—	Sugar-Salem	DQ

## 3A Boys' Winners




### High Jump

1	Ryan Bateman	12	Shelley	6-02.00
2	Austin Emry	9	Homedale	6-00.00
3	Judd Spencer	12	Buhl	J6-00.00
4	Chad Hill	12	South Fremont	J6-00.00
5	Scott Jefferies	12	Middleton	5-10.00
5	Jared Freeman	11	South Fremont	5-10.00
7	Devin Terry	12	Declo	J5-10.00
8	Matt Holloway	11	Homedale	J5-10.00



### Triple Jump

1	Levi Powers	10	Timberlake	42-06.25
2	Chad Allen	12	Declo	42-04.50
3	Cody Wadsworth	9	Kimberly	42-03.75
4	Paul Christensen	11	Fruitland	42-03.00
5	Kyle Gelles	10	Snake River	41-08.25
6	Daniel Bulcher	12	Kimberly	41-07.00
7	Zach Goulding	12	South Fremont	J41-07.00
8	Mark Vance	11	Homedale	41-05.25



### Pole Vault

1	Austin Bockelman	12	Salmon	13-00.00
2	Adam McHan	11	Gooding	12-06.00
3	Abram Salcedo		Payette	J12-06.00
4	John Macklin	11	Timberlake	J12-06.00
5	Daniel Abud	11	American Falls	12-00.00
6	Jake Archer	12	Timberlake	11-06.00
7	Travis Jones	12	South Fremont	J11-06.00
8	Whitney Dalton	11	Gooding	J11-06.00



### Discus Throw

1	Chris Ingebritsen	12	Fruitland	149-00
2	Mikel Overgaard	11	Weiser	148-01
3	Ben Tibbitts	12	Salmon	143-01
4	Ryan Bateman	12	Shelley	139-05
5	Richard Sabey	12	Kimberly	136-02
6	Terence Thomas	10	Homedale	131-06
7	Adam Davidson	10	Bear Lake	131-04
8	Adam Furlin	10	Kellogg	127-03



### Long Jump

1	Jeremy Dalling	11	South Fremont	20-09.50
2	Daniel Bulcher	12	Kimberly	20-05.50
3	Tyler Harris	11	Middleton	20-02.75
4	Colton Mills		Payette	20-01.00
5	Scott Jefferies	12	Middleton	19-07.25
6	Brogan Darrington	11	Declo	19-07.00
7	Kyle Gelles	10	Snake River	19-05.25
8	Devon Kesler	9	McCall-Donnelly	18-11.25



### Shot Put

1	Ryan Bateman	12	Shelley	49-05.00
2	Paden Mabey	12	Buhl	49-01.00
3	Adam Furlin	10	Kellogg	47-06.00
4	Tysten Porter	11	Salmon	46-09.75
5	Mikel Overgaard	11	Weiser	46-07.50
6	Wyatt Baguley	11	Fruitland	45-02.50
7	Cody Settles	12	Salmon	45-01.00
8	Anthony Spaziano	12	Declo	44-07.00

### 3A Boys' Winners, continued



#### 110 Meter Hurdles

1	Michael Hurd		Payette	15.24
2	Todd Fereday	11	McCall-Donnelly	15.53
3	Brian Bingham	12	Snake River	15.73
4	Scott Jefferies	12	Middleton	16.03
5	John Macklin	11	Timberlake	16.15
6	Ryan Bateman	12	Shelley	16.80
—	Travis Maynard	11	Shelley	FS
—	Matt Conrad	12	Salmon	DQ



#### 1600 Meter Run

1	Frank Lagrimanta	11	Timberlake	4:29.06
2	Adam Hall	12	Bonnors Ferry	4:33.98
3	Ian Faurot	12	McCall-Donnelly	4:36.24
4	Andrew Scott	11	Priest River	4:37.64
5	Tyler Zwiers	12	Timberlake	4:41.73
6	Justin Rogers	11	Gooding	4:42.85
7	Jake Timothy	11	Bear Lake	4:47.69
8	Kyler Dean	11	Gooding	4:48.96




#### 300 Meter Hurdles

1	Travis Maynard	11	Shelley	39.92
2	Tyler Harris	11	Middleton	39.93
3	Michael Hurd		Payette	40.80
4	Chris Anders	11	Homedale	41.25
5	Levi Powers	10	Timberlake	41.65
6	Chad Hill	12	South Fremont	42.43
7	Daniel Botkin	11	Bonnors Ferry	43.46
—	Jayson Nielsen	12	Marsh Valley	DQ



#### 3200 Meter Run

1	Frank Lagrimanta	11	Timberlake	9:43.50
2	Ian Faurot	12	McCall-Donnelly	9:51.54
3	Andrew Scott	11	Priest River	9:58.65
4	Tyler Pickens	11	Gooding	10:17.84
5	Tyler Zwiers	12	Timberlake	10:26.56
6	Andy Yung	9	Kimberly	10:31.59
7	Mat Coryell	12	Middleton	10:35.92
8	Jake Timothy	11	Bear Lake	10:37.64




#### 100 Meter Dash

1	Darryl Simons	11	Shelley	11.23
2	Adam Smith	12	Fruitland	11.24
3	Tyson Anderson	12	Kimberly	11.50
4	Caleb Hopwood	12	Kimberly	11.52
5	John Young	11	Snake River	11.64
6	Ricky Fernandez	10	Filer	11.67
7	JT Tirado	9	Fruitland	11.68
8	Kyle Behrens	12	Bonnors Ferry	11.71



#### 4x100 Meter Relay

1	Fruitland	*43.20
2	Kimberly	43.30
3	Filer	43.58
4	Shelley	44.38
5	Middleton	44.45
6	Marsh Valley	44.65
7	St. Maries	45.79
8	Sugar-Salem	48.12



#### 200 Meter Dash

1	Adam Smith	12	Fruitland	22.28
2	Casey Dabney	11	Filer	22.34
3	Tyrel Dial	11	Shelley	22.88
4	Tyson Anderson	12	Kimberly	22.89
5	Colton Mills		Payette	22.91
6	Ricky Fernandez	10	Filer	23.26
7	Darryl Simons	11	Shelley	23.35
8	Nick Puckett	10	Timberlake	23.66



#### 4x200 Meter Relay

1	Filer	1:31.06
2	Middleton	1:31.53
3	Shelley	1:31.90
4	Payette	1:32.19
5	Fruitland	1:32.66
6	Bonnors Ferry	1:33.93
—	Marsh Valley	DQ
—	McCall-Donnelly	DQ



#### 400 Meter Dash

1	Casey Dabney	11	Filer	49.44
2	Jared Fullmer	10	Marsh Valley	49.80
3	Jeremy Dalling	11	South Fremont	49.94
4	Tyrel Dial	11	Shelley	50.38
5	Nick Puckett	10	Timberlake	50.70
6	Todd Adamson	11	Kimberly	51.22
7	Cody Brinkley	12	McCall-Donnelly	53.00
8	Austin Foudy	12	McCall-Donnelly	53.10



#### 4x400 Meter Relay

1	Filer	3:24.77
2	Middleton	3:26.25
3	Timberlake	3:29.06
4	Shelley	3:29.31
5	South Fremont	3:31.46
6	McCall-Donnelly	3:34.04
7	Buhl	3:35.96
—	Bear Lake	DQ



#### 800 Meter Run

1	Andrew Scott	11	Priest River	1:58.27
2	Luke Sanford	12	St. Maries	1:59.69
3	Ian Faurot	12	McCall-Donnelly	2:00.09
4	Dallin Calderwood	12	Teton	2:00.52
5	Tyler Zwiers	12	Timberlake	2:00.56
6	Kyler Dean	11	Gooding	2:01.39
7	Trent Winager	9	Weiser	2:01.92
8	Andrew Lamm	12	Bear Lake	2:03.33




#### 1600 Sprint Medley

1	Timberlake	3:39.57
2	Middleton	3:41.09
3	Weiser	3:44.93
4	Buhl	3:46.10
5	Gooding	3:47.23
6	Bear Lake	3:47.59
7	McCall-Donnelly	3:48.03
8	Teton	3:49.57

# state track individual champions

## 2A Girls' Winners



### High Jump

1	Kaycee Brunel	9	Nampa Christian	5-05.00
2	Breeana Chadez	12	Marsing	5-04.00
3	KristiJill Davies	12	Butte County	J5-04.00
4	Maurie Christensen	12	Soda Springs	5-00.00
5	Amanda Robinson	12	Challis	J5-00.00
5	Lindsay Wood	12	Valley	J5-00.00
7	Nani Pearce	9	New Plymouth	4-10.00
8	Savanna Silcock	11	Butte County	J4-10.00



### 100 Hurdles

1	Kaycee Brunel	9	Nampa Christian	15.49
2	Heidi Hopkins	12	Firth	15.63
3	Katie Pridgen	12	Nampa Christian	16.34
4	Bailey Guthrie	10	Firth	17.07
5	Mckenzy Abbott	10	Ririe	17.24
6	Ellen Rouse	10	Orofino	17.63
7	Karen Brien	9	Aberdeen	17.74
8	MJ Usabel	12	Marsing	18.48



### Pole Vault

1	Chelsea Barr	9	Nampa Christian	11-06.00*
2	MJ Usabel	12	Marsing	10-00.00
3	Katie Butler	10	Firth	9-00.00
4	Lacey Gilmer	11	Soda Springs	8-06.00
5	Emily Romero	11	Melba	J8-06.00
6	Oleva Burns	12	Valley	J8-06.00
6	DaNeil Downs	12	Firth	J8-06.00
8	Shelby Cash	9	Kamiah	J8-06.00



### 300 Meter Hurdles

1	Heidi Hopkins	12	Firth	45.87
2	Katie Pridgen	12	Nampa Christian	47.63
3	Karen Brien	9	Aberdeen	49.64
4	Jaci Lancaster	9	Wendell	49.69
5	Ashley Gambles	12	Soda Springs	50.38
6	Mckenzy Abbott	10	Ririe	52.23
7	Danna Sheffield	12	New Plymouth	52.78
8	Crystal Smith	12	Grace	1:00.10



### Long Jump

1	Heidi Hopkins	12	Firth	17-08.50
2	Cassidee Langston	11	Kamiah	17-00.25
3	Kaitlin Troost	9	Nampa Christian	16-09.00
4	Kaycee Brunel	9	Nampa Christian	16-05.00
5	Chelsea Roussopoulos	10	Nampa Christian	16-02.00
6	Jaci Lancaster	9	Wendell	16-01.50
7	Maurie Christensen	12	Soda Springs	15-11.00
8	Savanna Silcock	11	Butte County	15-09.75




### 100 Meter Dash

1	Ellen Rouse	10	Orofino	12.82
2	Chelsea Barr	9	Nampa Christian	13.04
3	Kirsten Butters	11	West Side	13.13
4	Katie Brinkerhoff	9	Melba	13.32
5	Christina Colvin	10	New Plymouth	13.54
6	Elisa Moreno	10	Marsing	13.59
7	Jaci Lancaster	9	Wendell	13.69
—	Zandrea Nelson	10	Valley	FS



### Triple Jump

1	Savanna Silcock	11	Butte County	34-00.75
2	Laura Pridgen	9	Nampa Christian	33-11.25
3	Katie Pridgen	12	Nampa Christian	33-11.00
4	Marianne Schiess	10	Firth	33-00.75
5	Shiann Dreadfulwater	9	Grangeville	J33-00.75
6	Allie Dreadfulwater	12	Grangeville	32-07.75
7	Lisa Huffman	12	Orofino	32-05.75
8	KristiJill Davies	12	Butte County	31-11.75




### 200 Meter Dash

1	Ellen Rouse	10	Orofino	25.63
2	Zandrea Nelson	10	Valley	25.69
3	Kirsten Butters	11	West Side	26.47
4	Kaitlin Troost	9	Nampa Christian	26.85
5	Cassidee Langston	11	Kamiah	26.89
6	Katie Brinkerhoff	9	Melba	26.91
7	Alicia Kane	11	New Plymouth	27.53
8	Kristin Ricks	9	Ririe	28.56




### Discus Throw

1	Breanne Baird	11	Kamiah	108-11
2	Morgon VanderEsch	10	Grangeville	105-11
3	Cyri Dixon	11	Ririe	102-10
4	Amber Bowers	9	Wendell	101-06
5	Ashley Wakely	12	Malad	100-00
6	Erica Cox	11	Parma	97-00
7	Katie Cloninger	12	Kamiah	94-03
8	Taylor Anderson	10	Soda Springs	91-06



### 400 Meter Dash

1	Zandrea Nelson	10	Valley	57.84
2	Heidi Hopkins	12	Firth	58.22
3	Lindsay Wood	12	Valley	59.93
4	Jaime Hubbs	12	Ririe	1:00.75
5	Laken Skidmore	10	West Jefferson	1:01.05
6	Alicia Kane	11	New Plymouth	1:01.16
7	Abbie Beutler	10	West Side	1:02.33
8	Oakley Burtinshaw	9	West Jefferson	1:02.93



### Shot Put

1	Ellen Rouse	10	Orofino	37-11.50
2	Morgon VanderEsch	10	Grangeville	35-02.50
3	Marianne Schiess	10	Firth	34-08.00
4	Brianna Kammeyer	12	Melba	31-01.00
5	Kayla Warden	10	Kamiah	30-10.50
6	Sheena Griffiths	9	West Side	J30-10.50
7	Ashley Wakely	12	Malad	30-07.50
8	Baley Herres	11	Butte County	30-05.00



### 800 Meter Run

1	Jaelyn Puga	11	Nampa Christian	2:17.66
2	Lisa Romer	10	Valley	2:24.84
3	Miriam Reardon	12	Grangeville	2:25.44
4	Andra Holdaway	10	West Jefferson	2:26.39
5	Keeley McKinnon	9	Firth	2:27.10
6	Katie McKie	12	New Plymouth	2:29.28
7	Stephanie Helm	11	Challis	2:29.95
8	Crystal Peterson	9	West Side	2:31.70

2A Girls' Winners, continued




1600 Meter Run

1	Jaclyn Puga	11	Nampa Christian	5:16.87
2	Laken Skidmore	10	West Jefferson	5:20.27
3	Andra Holdaway	10	West Jefferson	5:23.78
4	Lisa Romer	10	Valley	5:25.93
5	Miriam Reardon	12	Grangeville	5:40.77
6	Chelsea McEwen	12	Valley	5:41.53
7	Kendra Loeber	11	Grangeville	5:46.63
8	Rachel Bowman	9	Soda Springs	5:47.60



4x200 Meter Relay

1	Nampa Christian	1:47.41
2	West Side	1:49.71
3	Ririe	1:50.72
4	Soda Springs	1:50.74
5	Firth	1:51.99
6	Grangeville	1:52.36
7	Kamiah	1:52.43
—	Valley	DQ



3200 Meter Run

1	Jaclyn Puga	11	Nampa Christian	11:25.28
2	Laken Skidmore	10	West Jefferson	11:26.46
3	Andra Holdaway	10	West Jefferson	11:41.31
4	Lisa Romer	10	Valley	12:02.47
5	Miriam Reardon	12	Grangeville	12:23.26
6	Whitney Cellan	12	Soda Springs	12:31.72
7	Kendra Loeber	11	Grangeville	12:34.66
8	Mystie Berg	9	Soda Springs	12:35.19



4x400 Meter Relay

1	Valley	4:09.37
2	Firth	4:17.94
3	Melba	4:19.24
4	Nampa Christian	4:19.26
5	Grangeville	4:20.26
6	Grace	4:20.59
7	Kamiah	4:21.18
8	New Plymouth	4:26.40



4x100 Meter Relay


1	Nampa Christian	51.37
2	Kamiah	51.71
3	Soda Springs	52.46
4	Grangeville	52.95
5	Ririe	54.12
6	New Plymouth	54.19
7	Valley	55.43
8	Malad	58.71



800 Sprint Medley


1	West Side	1:52.90
2	Nampa Christian	1:55.03
3	Valley	1:55.34
4	Firth	1:55.89
5	Grangeville	1:56.36
6	Ririe	1:56.63
7	New Plymouth	2:00.08
8	Aberdeen	2:00.92

2A Boys' Winners




High Jump

1	Frank Phillips	11	Challis	6-02.00
2	Andrew McCombs	11	Aberdeen	6-00.00
3	Daniel Reeves	10	Firth	J6-00.00
4	McKenzie Campbell	12	Parma	J6-00.00
5	Nathan Williams	12	Firth	5-10.00
6	Derik Caliway	11	West Jefferson	J5-10.00
7	Jordan Wayman	10	Aberdeen	J5-10.00
8	CJ Krei	11	Orofino	J5-10.00




Triple Jump

1	Devin Crane	11	Challis	43-11.25
2	Brad Popoff	11	Orofino	41-11.00
3	Kody Cochrell	11	Orofino	41-09.75
4	Bryson Strupp	11	Soda Springs	40-10.50
5	James Carrillo	11	Wendell	40-04.25
6	Dillon Powers	11	Butte County	40-03.00
7	Kevin Weilmunster	11	Parma	40-02.00
8	Jordan Wayman	10	Aberdeen	39-11.50




Pole Vault

1	Jack Tousley	12	Kamiah	*14-09.00
2	Zac Brewington	12	Firth	14-00.00
3	Colton Erickson	12	Soda Springs	13-06.00
4	George Butts	12	Challis	J13-06.00
5	Sam Butler	12	Firth	J13-06.00
6	Charles Hopkins	11	Firth	13-00.00
7	Perry Gibson	12	Marsing	J13-00.00
8	Stuart Rupp	12	Kamiah	12-06.00



Discus Throw

1	Blake VanEtten	10	Butte County	155-04
2	Charlie Randall	12	Melba	147-03
3	Brian Merrick	12	Parma	139-06
4	Tyson Bowers	12	Wendell	138-11
5	Dillon Driscoll	12	Aberdeen	136-03
6	Kevin Borts	11	New Plymouth	134-11
7	TJ King	12	Wendell	134-07
8	Doug Schlader	11	Kamiah	134-05



Long Jump

1	Charles Hopkins	11	Firth	20-10.25
2	Devin Crane	11	Challis	20-07.50
3	Jeff Myers	12	Nampa Christian	20-04.00
4	Kody Cochrell	11	Orofino	20-01.25
5	Jesse White	11	West Side	19-10.25
6	James Fuhrman	12	Melba	J19-10.25
7	Glen Hance	12	Glenns Ferry	19-10.00
8	Jordan Wayman	10	Aberdeen	J19-10.00



Shot Put

1	Tyler Brooks	11	Orofino	52-00.00
2	Brian Merrick	12	Parma	51-05.50
3	Nathan Uhlorn	12	Kamiah	49-10.00
4	Charlie Randall	12	Melba	46-07.00
5	Blake VanEtten	10	Butte County	46-05.50
6	Shawn Ellsworth	11	Firth	46-03.50
7	Doug Schlader	11	Kamiah	45-07.00
8	Chayo Carrillo	11	Aberdeen	45-04.00

\* New 2A record

## 2A Boys' Winners, continued



### 110 Meter Hurdles

1	McKenzie Campbell	12	Parma	15.56
2	Glen Hance	12	Glenns Ferry	15.88
3	Matt Arendse	10	Nampa Christian	16.02
4	CJ Krei	11	Orofino	16.06
5	Perry Gibson	12	Marsing	16.16
6	Jordan McMurray	10	Soda Springs	16.17
7	Traz Wayman	12	Aberdeen	16.30
8	Trevor Mecham	12	Firth	16.37



### 1600 Meter Run

1	Blake Skidmore	11	West Jefferson	4:37.11
2	Skyler Stotts	11	Soda Springs	4:38.10
3	Bracken Williams	10	Firth	4:38.13
4	Tony Brown	11	Soda Springs	4:39.76
5	Kyle Rosenkrance	11	Firth	4:40.57
6	Jason Towery	10	Nampa Christian	4:41.42
7	Zeke Wilson	10	Challis	4:45.23
8	Robin Bullcreek	11	Malad	4:47.70




### 300 Meter Hurdles

1	Glen Hance	12	Glenns Ferry	40.72
2	Trevor Mecham	12	Firth	41.20
3	Matt Ivie	11	Firth	41.21
4	Brad Popoff	11	Orofino	42.08
5	Tyler Jones	12	North Fremont	42.58
6	Matt Arendse	10	Nampa Christian	42.72
7	Joe Hubbard	12	Grace	43.21
8	Andrew VanderWoude	11	Nampa Christian	46.77




### 3200 Meter Run

1	Blake Skidmore	11	West Jefferson	10:08.84
2	Tony Brown	11	Soda Springs	10:12.19
3	Bracken Williams	10	Firth	10:17.29
4	Skyler Stotts	11	Soda Springs	10:19.67
5	Jason Towery	10	Nampa Christian	10:20.70
6	Seth Clark	12	Grangeville	10:21.77
7	Drew Povey	9	West Side	10:34.16
8	Zeke Wilson	10	Challis	10:35.99



### 100 Meter Dash

1	Derek Maughan	12	Soda Springs	11.46
2	Drew Daugherty	10	Kamiah	11.58
3	Dillon Driscoll	12	Aberdeen	11.63
4	Taigan Neibaur	11	Grace	11.77
5	Colton Erickson	12	Soda Springs	11.78
6	Kurtis Skidmore	12	West Jefferson	11.81
7	Brock Bridges	10	Ririe	11.90
8	John Nederend	12	Nampa Christian	11.97




### 4x100 Meter Relay

1	Soda Springs	44.04
2	Nampa Christian	44.90
3	Parma	45.34
4	Malad	45.49
5	Kamiah	45.63
6	Firth	45.87
7	Glenns Ferry	46.51
8	Ririe	46.56



### 200 Meter Dash

1	Derek Maughan	12	Soda Springs	22.83
2	Drew Daugherty	10	Kamiah	23.17
3	Taigan Neibaur	11	Grace	23.42
4	Dillon Driscoll	12	Aberdeen	23.67
5	Tommy Hickey	11	Nampa Christian	23.74
6	Kurtis Skidmore	12	West Jefferson	23.75
7	Brock Bridges	10	Ririe	23.79
8	Derik Caliway	11	West Jefferson	24.23



### 4x200 Meter Relay

1	Soda Springs	1:31.99
2	Nampa Christian	1:33.04
3	Grangeville	1:34.30
4	Firth	1:34.33
5	Parma	1:35.33
6	Ririe	1:35.99
7	West Side	1:37.23
—	Valley	DQ



### 400 Meter Dash

1	Jack Tousley	12	Kamiah	51.44
2	Taigan Neibaur	11	Grace	51.72
3	Tommy Hickey	11	Nampa Christian	51.82
4	Jesse Sorensen	10	Firth	52.25
5	Nathan Williams	12	Firth	52.46
6	Kamas Reel	12	Malad	52.73
7	Dillon Lenius	10	Potlatch	53.39
8	Josh Shaver	12	New Plymouth	54.29



### 4x400 Meter Relay

1	Nampa Christian	3:30.62
2	Firth	3:31.28
3	Soda Springs	3:33.10
4	Grangeville	3:33.49
5	Aberdeen	3:37.98
6	Valley	3:40.49
7	Grace	3:41.71
8	Ririe	3:42.25



### 800 Meter Run

1	Tyler Jones	12	North Fremont	1:58.16
2	Josh Shaver	12	New Plymouth	2:00.85
3	Blake Skidmore	11	West Jefferson	2:00.86
4	Ryan Duren	10	Soda Springs	2:02.95
5	Cody Johnson	11	New Plymouth	2:03.45
6	Ivan Barker	12	Soda Springs	2:05.61
7	Jason Brough	11	Glenns Ferry	2:06.02
8	Tony Brown	11	Soda Springs	2:06.45



### 1600 Sprint Medley

1	North Fremont	3:39.5h
2	Grangeville	3:42.1h
3	Nampa Christian	3:43.0h
4	Soda Springs	3:43.8h
5	Firth	3:45.5h
6	New Plymouth	3:47.6h
7	Ririe	3:51.6h
8	Wendell	3:55.3h

### 1A Girls' Winners

#### High Jump

1	Darcy Collins	12	Kootenai	*5-06.00
2	Brooke Critchfield	12	Oakley	4-10.00
3	Jordan Emerson	12	Cole Valley Christian	J4-10.00
3	Kendra Willms	11	Kootenai	J4-10.00
5	Charlene Huston	11	Garden Valley	J4-10.00
5	Krista Allen	9	Richfield	J4-10.00
7	Sasha Reuben	10	Lapwai	4-08.00
8	Challis Boll	10	Cambridge	J4-08.00

#### Pole Vault

1	Jordan Kincheloe	12	Kootenai	9-00.00
2	Nellie McGlashen	10	Cascade	J9-00.00
2	Stefanie Blackburn	11	Kootenai	8-06.00
4	Codi Riggers	11	Lapwai	J8-06.00
5	Melissa Basey	9	Cascade	J8-06.00
6	Jessica Jones	10	Raft River	7-09.00
7	Nicole Harper	10	Raft River	7-06.00
8	Melinda Mizer	11	Nezperce	7-00.00

#### Long Jump

1	Sydney McKelvey	11	Mackay	16-08.25
2	Shantay Hall	11	North Gem	16-06.50
3	Morgan Hubsmith	10	Richfield	16-02.00
4	Juliana Sobczyk	10	Genesee	16-00.50
5	Elayne Tucker	11	Garden Valley	15-11.50
6	Gina Holthaus	10	Prairie	15-09.75
7	Lacy Wood	11	Bliss	15-09.25
8	Ellie Cantrell	10	Rimrock	15-07.25

#### Triple Jump

1	Sally Hansen	9	Raft River	34-05.50
2	Emily McCutchan	12	Cole Valley Christian	34-02.75
3	Sydney McKelvey	11	Mackay	33-02.75
4	Morgan Hubsmith	10	Richfield	33-02.00
5	Elayne Tucker	11	Garden Valley	32-07.25
6	Kristen Egbert	12	Murtaugh	32-00.00
7	Tabitha Sonnen	11	Prairie	31-03.50
8	Jessica Johnson	10	Wallace	31-00.25

#### Discus Throw

1	Nikita Amy	12	Kootenai	119-02
2	Melinda Mizer	11	Nezperce	115-00
2	Becca Hernandez	12	Hagerman	102-03
4	Charlene Duman	11	Prairie	102-02
5	Katie Huddleston	11	Timberline-Weippe	100-04
6	Shyenne Calkins	12	Lapwai	100-02
7	Paulina Ormsby	10	Salmon River	98-02
8	Jessica Fisk	12	Greenleaf Friends	98-01

#### Shot Put

1	Melinda Mizer	11	Nezperce	35-08.50
2	Drue Tolman	12	Murtaugh	33-09.00
3	Nikita Amy	12	Kootenai	33-08.00
4	Kaylee Uhlenkott	9	Prairie	33-04.50
5	Becca Hernandez	12	Hagerman	33-03.50
6	Christy Butler	12	Deary	33-01.00
7	Megan Fox	10	Greenleaf Friends	31-09.50
8	Teresa Russell	12	Shoshone	31-05.50

#### 100 Meter Hurdles

1	Darcy Collins	12	Kootenai	15.57
2	Bailey Hewitt	9	Clark Fork	16.98
3	Kristen Egbert	12	Murtaugh	17.00
4	Tabitha Sonnen	11	Prairie	17.03
5	Savana Jones	12	Raft River	17.11
6	Nellie McGlashen	10	Cascade	17.22
7	Ellie Cantrell	10	Rimrock	17.28
8	Beth McLam	12	Camas County	17.39

#### 300 Meter Hurdles

1	Darcy Collins	12	Kootenai	46.91
2	Tabitha Sonnen	11	Prairie	48.52
3	Jessica Baskett	9	Nezperce	48.82
4	Kristen Egbert	12	Murtaugh	49.19
5	Nellie McGlashen	10	Cascade	49.88
6	Cassandra Funke	10	Deary	50.08
7	Beth McLam	12	Camas County	50.15
8	Savana Jones	12	Raft River	51.06

#### 100 Meter Dash

1	Nicole Nida	11	Prairie	12.79
2	Shantay Hall	11	North Gem	12.93
3	Emily McCutchan	12	Cole Valley Christian	13.38
4	JaniLynn DeGroot	10	Cole Valley Christian	13.39
5	Danielle Reiss	12	Cambridge	13.46
6	Jessica Case	9	Troy	13.52
7	Rachel Sheldon	9	Greenleaf Friends	13.62
8	Jessica Baskett	9	Nezperce	13.64

#### 200 Meter Dash

1	Nicole Nida	11	Prairie	26.22
2	Darcy Collins	12	Kootenai	26.59
3	Danielle Reiss	12	Cambridge	27.20
4	Shantay Hall	11	North Gem	27.39
5	Emily McCutchan	12	Cole Valley Christian	27.44
6	Angi Wolgemuth	10	Greenleaf Friends	27.56
7	Paige Folwell	11	Salmon River	27.89
8	Elayne Tucker	11	Garden Valley	28.07

#### 400 Meter Dash

1	Nicole Nida	11	Prairie	1:00.65
2	Danielle Reiss	12	Cambridge	1:01.44
3	Sharsti Goff	9	Horseshoe Bend	1:01.74
4	Angi Wolgemuth	10	Greenleaf Friends	1:01.85
5	Annie Kane	9	Lapwai	1:02.46
6	Shantay Hall	11	North Gem	1:02.79
7	Juliana Sobczyk	10	Genesee	1:04.80
8	Heidi Ronningen	10	Coeur D'Alene Charter	1:04.81

#### 800 Meter Run

1	Jesica Zollinger	11	Mackay	2:24.58
2	Hannah Hunting	12	Cole Valley Christian	2:25.46
3	Kyli Astle	12	Shoshone	2:26.56
4	Amanda Newcome	11	Timberline-Weippe	2:27.42
5	Rachael Park	11	Genesee	2:29.40
6	Jordan Udy	10	Genesee	2:32.39
7	Kamiah Stephens	9	Greenleaf Friends	2:36.11
8	Tammy Parker	9	Greenleaf Friends	2:37.83

\* New 1A Record


# state track individual champions

## 1A Girls' Winners, continued

### 1600 Meter Run



1	Kyli Astle	12	Shoshone	5:27.90
2	Hannah Huntting	12	Cole Valley Christian	5:35.05
3	Beth Bailey	12	Troy	5:47.88
4	Kristine Smith	11	Meadows Valley	5:50.05
5	Kori Bingham	11	Shoshone	5:55.66
6	Jenna Schipman	10	Leadore	5:57.66
7	Lacey Mesia	11	Idaho City	6:01.33
8	Jamie Schipman	12	Leadore	6:06.29



### 4x200 Meter Relay

1	Coeur D'Alene Charter Academy	1:51.98
2	Raft River	1:52.54
3	Lapwai	1:52.66
4	Horseshoe Bend	1:52.68
5	Greenleaf Friends	1:53.31
6	Clark Fork	1:53.41
7	Mackay	1:59.03
—	Richfield	FS

### 3200 Meter Run



1	Kyli Astle	12	Shoshone	11:53.94
2	Hannah Huntting	12	Cole Valley Christian	11:59.97
3	Kristine Smith	11	Meadows Valley	12:47.72
4	Beth Bailey	11	Troy	12:58.57
5	Kori Bingham	11	Shoshone	13:09.93
6	Kelsie Eggers	11	Deary	13:13.85
7	Lindsay Brown	12	Greenleaf Friends	13:27.85
8	Lacey Mesia	11	Idaho City	13:45.54



### 4x400 Meter Relay

1	Lapwai	4:14.99
2	Mackay	4:16.68
3	Greenleaf Friends	4:17.15
4	Prairie	4:21.13
5	Genesee	4:22.10
6	Richfield	4:29.19
7	Raft River	4:40.39
8	Cole Valley Christian	4:45.06

### 4x100 Meter Relay



1	Cole Valley Christian	52.26
2	Raft River	52.84
3	Horseshoe Bend	53.00
4	Greenleaf Friends	53.18
5	Oakley	53.63
6	Wallace	54.07
7	Kendrick	54.15
8	Rockland	56.98




### 800 Sprint Medley


1	Mackay	1:55.11
2	Horseshoe Bend	1:56.50
3	Lapwai	1:57.08
4	Greenleaf Friends	1:57.40
5	Raft River	1:57.54
6	Genesee	1:58.32
7	Clark Fork	1:58.38
8	Shoshone	2:01.67

## 1A Boys' Winners

### High Jump




1	Anthony Beskoon	10	Cascade	6-04.00
2	Jeff Harris	12	Nezperce	6-02.00
3	Chase Lee	11	Camas County	6-00.00
4	Nick Garrison	9	Troy	J6-00.00
5	Jace Southwick	11	Cambridge	J6-00.00
6	Fred McGlashen	12	Cascade	J6-00.00
7	Coty Reuben	12	Lapwai	5-10.00
8	Levi Donahue	12	Mackay	5-08.00



### Triple Jump

1	Colby Thomas	12	Horseshoe Bend	41-10.00
2	Jeff Harris	12	Nezperce	41-09.00
3	Reagan Ward	11	Raft River	40-08.00
4	Alex Canfield	12	Cole Valley Christian	40-06.50
5	Kelvin Krosch	11	Mackay	39-01.00
6	Trevor Medley	10	Salmon River	38-11.50
7	Trevor Dalin	11	Camas County	38-09.25
8	Jordan Lemons	10	Camas County	38-06.50

### Pole Vault



1	Isaac Dimmett	12	Cascade	12-00.00
2	Reagan Ward	11	Raft River	11-06.00
2	Nathan Kimmel	11	Cascade	11-06.00
4	Ace Jones	11	Raft River	J11-06.00
5	Zach Hutchison	12	Raft River	J11-06.00
5	Mark Mizer	12	Nezperce	J11-06.00
7	Jacob Taylor	12	Lapwai	11-00.00
8	Taylor Wallace	10	Kootenai	10-06.00



### Discus Throw

1	JD Riener	11	Prairie	143-05
2	Devin Pearson	11	Mackay	141-07
3	Matt Paradis	10	Council	138-05
4	Nathan Rosenau	12	Nezperce	136-10
5	Jake Mann	11	Salmon River	134-00
6	Rory Reid	12	Kendrick	133-05
7	Brodee Boden	11	Raft River	131-09
8	Wes Simmonds	12	Cole Valley Christian	131-00

### Long Jump



1	Paden Baker	12	Raft River	*22-03.00
2	Nathan Shepherd	11	Horseshoe Bend	20-07.00
3	Josh Shroyer	12	Camas County	20-06.25
4	Brandon Moore	12	Garden Valley	20-04.25
5	Carl Jensen	12	Genesee	19-05.75
6	Colby Thomas	12	Horseshoe Bend	19-04.50
7	Zach Shull	11	Shoshone	19-00.50
8	Jake McInally	12	Garden Valley	18-10.75




### Shot Put

1	JD Riener	11	Prairie	50-04.00
2	Nathan Rosenau	12	Nezperce	48-04.75
3	Rory Reid	12	Kendrick	47-06.50
4	Brock Heath	10	Highland-C	43-07.50
5	Jeff Pinkston	12	Greenleaf Friends	43-02.50
6	Michael Pahvitse	11	Sho-Ban	43-01.75
7	Andrew Tiegs	12	Nezperce	42-11.50
8	Lance Blick	12	Castleford	42-09.50
8	Beau Lockwood	11	Hansen	42-09.50

\* New 1A Record

1A Boys' Winners, continued



110 Meter Hurdles

1	Joseph Huxhold	12	Bliss	15.70
2	Anthony Beskoon	10	Cascade	15.77
3	Jeff Harris	12	Nezperce	15.99
4	Mitch Simmonds	9	Cole Valley Christian	16.00
5	JoeDe Behler	12	Highland-C	16.06
6	Jace Southwick	11	Cambridge	16.50
7	Channing Koch	12	Greenleaf Friends	16.58
8	Mark Pankratz	10	Kootenai	16.63



1600 Meter Run

1	Will Rose	12	Oakley	4:43.84
2	Jackson Burk	12	Bliss	4:47.70
3	Paul Moughamian	11	Idaho City	4:48.17
4	Jonathon Dalton	10	Deary	4:48.36
5	Jacob Redford	11	Troy	4:51.05
6	Rialey Hawkes	12	Oakley	4:51.76
7	Paden Henson	12	Raft River	4:52.56
8	Jesus Caldaron	10	Clark County	4:53.63




300 Meter Hurdles

1	Anthony Beskoon	10	Cascade	40.44
2	Channing Koch	12	Greenleaf Friends	40.94
3	Joseph Huxhold	12	Bliss	41.48
4	JoeDe Behler	12	Highland-C	42.08
5	Brian Young	12	Clark Fork	42.34
6	Ace Jones	11	Raft River	42.80
7	Mitch Simmonds	9	Cole Valley Christian	43.16
8	Cody Baird	11	Carey	43.44



3200 Meter Run

1	Jeff Roy	11	Genesee	10:07.88
2	Jackson Burk	12	Bliss	10:08.96
3	Paden Henson	12	Raft River	10:18.77
4	Cameron Lockard	12	Kootenai	10:21.91
5	Harlie Amy	12	Richfield	10:35.64
6	Allen Peck	11	Carey	10:38.33
7	Jonathon Dalton	10	Deary	10:40.10
8	Jacob Redford	11	Troy	10:47.10



100 Meter Dash

1	Paden Baker	12	Raft River	11.43
2	Seth Gray	10	Mullan	11.88
3	Scott Askew	11	North Gem	11.93
4	Ben McLam	10	Camas County	12.04
5	Chase Anderson	12	Oakley	12.11
6	Jeff Harris	12	Nezperce	12.12
7	Brandon Moore	12	Garden Valley	12.13
8	TJ McDaid	9	Meadows Valley	12.16




4x100 Meter Relay

1	Raft River	45.99
2	Cole Valley Christian	46.17
3	Horseshoe Bend	46.29
4	Oakley	46.54
5	Camas County	46.64
6	Timberline-Weippe	47.19
7	Nezperce	47.36
8	Mackay	49.15




200 Meter Dash

1	Paden Baker	12	Raft River	*22.21
2	Mark Weller	10	Coeur d' Alene Charter	23.32
3	Steven Terry	12	Oakley	23.46
4	Jack Lee	11	Genesee	23.89
5	Kevin Mayer	12	Cole Valley Christian	23.99
6	Scott Askew	11	North Gem	24.25
7	Clark Baldus	10	Nezperce	24.32
8	Seth Gray	10	Mullan	24.54



4x200 Meter Relay

1	Oakley	1:34.05
2	Horseshoe Bend	1:35.03
3	Greenleaf Friends	1:35.94
4	Kootenai	1:36.89
5	North Gem	1:37.60
6	Timberline-Weippe	1:38.40
7	Salmon River	1:45.02
—	Raft River	DQ




400 Meter Dash

1	Paden Baker	12	Raft River	49.07*
2	Danny Hill	11	Castleford	51.47
3	Mark Weller	10	Coeur d' Alene Charter	51.74
4	Carl Jensen	12	Genesee	51.92
5	Nick Garrison	9	Troy	53.40
6	Zach Douty	12	Greenleaf Friends	54.44
7	Jaren Stoddard	9	Dietrich	55.20
8	Ben McLam	10	Camas County	55.59



4x400 Meter Relay

1	Genesee	3:33.04
2	Greenleaf Friends	3:36.79
3	Dietrich	3:40.11
4	Timberline-Weippe	3:40.30
5	Nezperce	3:42.08
6	Cole Valley Christian	3:45.63
7	Bliss	3:50.60
8	North Gem	3:50.67



800 Meter Run

1	Will Rose	12	Oakley	2:01.24
2	Jeff Roy	11	Genesee	2:02.30
3	Danny Hill	11	Castleford	2:03.29
4	Matthew Choate	11	Greenleaf Friends	2:03.68
5	Brad Killmar	11	Nezperce	2:05.32
6	Harlie Amy	12	Richfield	2:06.47
7	Jeric Vinson	11	Horseshoe Bend	2:07.20
8	Jackson Burk	12	Bliss	2:08.11



1600 Sprint Medley


1	Oakley	3:42.28
2	Genesee	3:43.24
3	Greenleaf Friends	3:46.13
4	Bliss	3:49.38
5	Kootenai	3:51.56
6	Garden Valley	3:55.67
7	Nezperce	4:00.85
8	North Gem	4:06.61

\* New 1A Record



# state golf champions

## 5A: Pinecrest Golf Course, Idaho Falls — May 15 & 16, 2006




### Boys Team Championships

1st	Idaho Falls	571
2nd	Highland	586
3rd	Twin Falls	587
4th	Eagle	595

### Boys Medalist

Austin French, Idaho Falls	135
----------------------------	-----



### Girls Team Championships

1st	Timberline	671
2nd	Twin Falls	689
3rd	Eagle	698
4th	Mountain View	739

### Girls Medalist

Carissa Simmons, Timberline	154
-----------------------------	-----



## 4A: Teton Lakes Golf Course, Rexburg — May 15 & 16, 2006



### Boys Team Championships

1st	Madison	619 (play-off)
2nd	Vallivue	619
3rd	Minico	625
4th	Pocatello	629

### Boys Medalist

Chris Williams Moscow	145
-----------------------	-----



### Girls Team Championships

1st	Bishop Kelly	643
2nd	Vallivue	656
3rd	Caldwell	673
4th	Pocatello	753

### Girls Medalists

Olivia Weber, Hillcrest	158
-------------------------	-----



## 3A: Idaho Falls Country Club— May 15 & 16, 2006




### Boys Team Championships

1st	Shelley	605
2nd	Payette	630
3rd	Salmon	647
4th	Fruitland	663

### Boys Medalists

Tommy Higham, Shelley	140
-----------------------	-----



### Girls Team Championships

1st	Shelley	773
2nd	Kellogg	805
3rd	Weiser	808
4th	Declo	860

### Girls Medalists

Shayla Bitter, Shelley	168
------------------------	-----



## 2A: Highland Golf Course, Pocatello — May 15 & 16, 2006



### Boys Team Championships

1st	Soda Springs	683
2nd	Grace	702
3rd	Wendell	715
4th	Nampa Christian	718

### Boys Medalists

Jake Harr, Castleford	150
-----------------------	-----



### Girls Team Championships

1st	Wendell	852
2nd	Wallace	972
3rd	Soda Springs	1010
4th	Nampa Christian	1017

### Girls Medalists

Jessi Lancaster, Wendell	176
--------------------------	-----



May 19 & 20, 2006

5A — Boise Racquet & Swim Club



**Team Champions**

- 1st Capital
- 2nd Mountain View
- 3rd Idaho Falls
- 4th Centennial

**Coach**


- Tom Campbell
- Dane Roy
- Jeff Olson
- Marian Dewane



**Boys Singles**

- 1st Brelin Powell
- 2nd Eric Hieb
- 3rd Michael Manser
- 4th Nick Gourley

- Capital
- Twin Falls
- Timberline
- Eagle




**Girls Singles**

- 1st Brittany Moore
- 2nd Rilee Moorhead
- 3rd Kim Fong
- 4th Mollie Hunt

- Mountain View
- Capital
- Lewiston
- Eagle

**Boys Doubles**

- 1st Tyler Oram / Dan Buckingham
- 2nd Ben Locke / Trevor Collette
- 3rd Jordan Leask / De Van Siden
- 4th Sean Miller / Sam Stafford




**Girls Doubles**

- 1st Courtney Sparks / Fiona Mok
- 2nd Kim Warwick / Ali Rowley
- 3rd McKellie Tapp / Katie Stauffer
- 4th Noah Barnhart / Charlee Hendrickson



**Mixed Doubles**

- 1st Laura Mulhern / Nick Petterson
- 2nd Chayaporn Leeworwong / Alex Whitlock
- 3rd McKenzie Rupert / Alex Wong
- 4th Jesse Cowley / Alex Mayton




4A — Vallivue High School



**Coach**


- John Armstrong
- Doug Owen
- Vickie Johnston
- Dave Winkelman



**Boys Singles**

- 1st Brett Hopkins
- 2nd Bryan Baker
- 3rd Matt Schaff
- 4th Alex Miller


- Caldwell
- Hillcrest
- Bishop Kelly
- Moscow



**Girls Singles**


- 1st Brooke Sailer
- 2nd Hadley DeBrec
- 3rd Anna Marie Gould
- 4th Anna Chryskopolous

- Hillcrest
- Wood River
- Bishop Kelly
- Wood River



**Boys Doubles**

- 1st Trenton Baker / John Linford
- 2nd Nate Toolson / Ian Rasmusen
- 3rd Matt Sutton / Matt Kress
- 4th Zack Snoderly / Spencer Jahn



**Girls Doubles**


- 1st Kim Clements / Annie Watkins
- 2nd Amie Jeffries / Marki Jeffries
- 3rd Ashley Goodell / Jessica Steele
- 4th Jill Thueson / Olivia Weber



**Mixed Doubles**

- 1st Cassie Seger / Kyle Balmer
- 2nd Katelin Shannon / Derek Wood
- 3rd Whitnee DeBree / Cory Rutkowski
- 4th Brittany Goodell / Logan Aytes

3A — Timberline High School, Boise



**Team Champions**

- 1st Community School
- 2nd Parma
- 3rd Clark Fork
- 4th Payette

**Coach**


- Phil Huss
- Jesse Eddy
- Lisa Allen
- John Kowatsch



**Boys Singles**

- 1st Esteban Ferrero
- 2nd Scotter Sabel
- 3rd Trent Timmons
- 4th Josh Myers

- Payette
- Community School
- Parma
- Homedale



**Girls Singles**

- 1st Rayna Allen
- 2nd Coty Curran
- 3rd Courtney Hamilton
- 4th Veronica Rodriguez

- Clark Fork
- Community School
- Community School
- Fruitland



**Boys Doubles**

- 1st Christian Cairncross / Wes Flanigan
- 2nd Thomas McMahon / Bill Clayton
- 3rd Aaron Fleming / Brian King
- 4th Trent Weber / Bryant Timmos

**Girls Doubles**

- 1st Logan Smyser / McKenzie Timmons
- 2nd Devon Bunce / Amanda Alexander
- 3rd Kasey Gibbs / Natalie Wilkins
- 4th Caitlin Parker / Erin Urquhart



**Mixed Doubles**

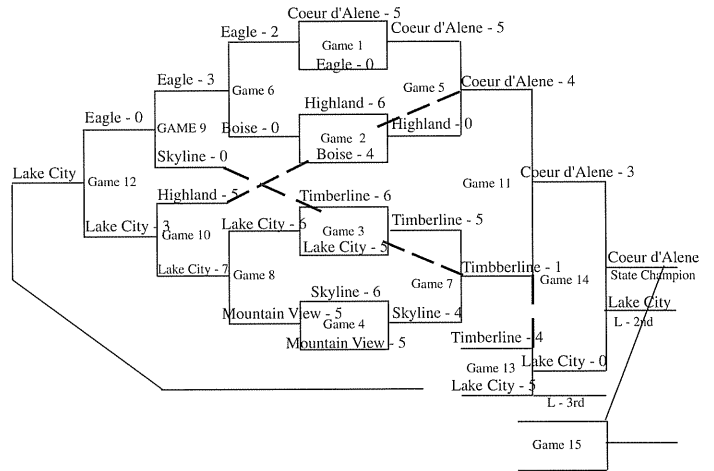
- 1st Jesse Curran / Max Sabel
- 2nd Samantha Fraizer / Jesse Chaney
- 3rd Mac Hart / Connor Brown
- 4th Kaylynn Wold / Martin Fuehlborn



5A: May 18 - 20, 2006  
Twin Falls High School



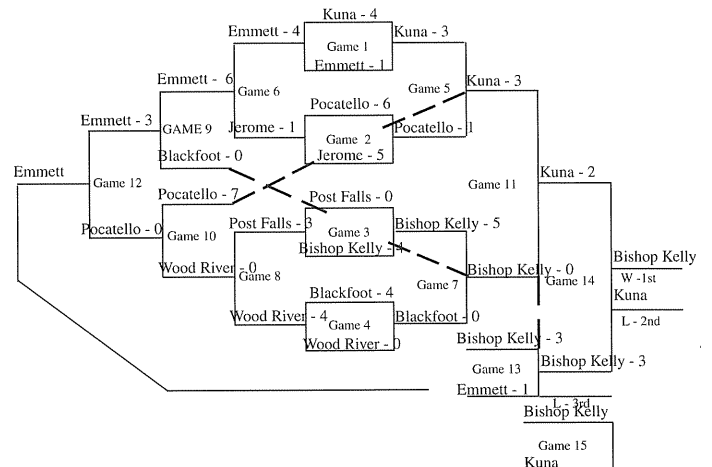
Coeur d'Alene High School




4A: May 18 - 20, 2006  
Ward Field, Pocatello



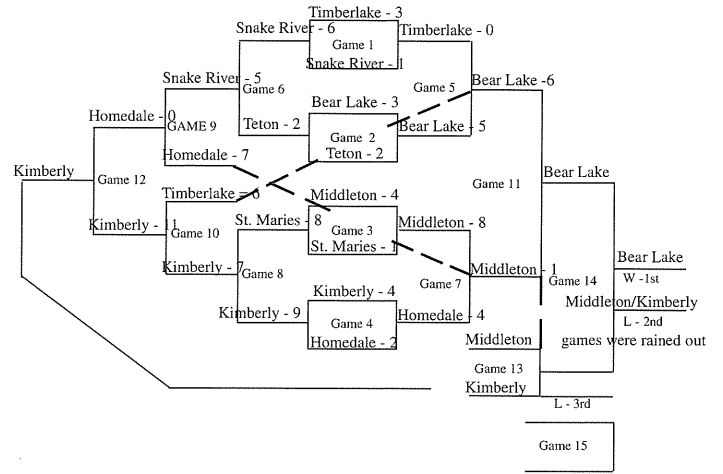
Bishop Kelly High School




**3A: May 18 - 20, 2006  
Ramsey Field, Coeur d'Alene**



**Bear Lake High School**



**2A: May 18 - 20  
Orofino High School**



**New Plymouth High School**

