

2006 — 2007

STATE TOURNAMENT

CHAMPIONS

December 1 - 2, 2006
Mountain View High School

Class A Teams

- 1st Centennial - Tracy Fuller, coach
 2nd Lake City - Sandy Seaton, coach
 3rd Burley - Richard Call, coach

Class B Teams

- 1st Sugar-Salem - Gloria Stumme, coach
 2nd Snake River - Laurie Grayson, coach
 3rd North Fremont - Lori Embree, coach

Individual Awards**Original Acting - Serious**

- 1st Kuhn, Nielsen - Eagle
 2nd Susan Lanigan - Twin Falls
 3rd Nelson, Bray, Hopkin, Denny - Highland

Original Acting - Humorous

- 1st E Christensen, Whipple - Burley
 2nd Hanchey, Stanley - Twin Falls
 3rd Hatter, Britton, Moy, Bounds, Bounds - Centennial

Ensemble Pantomime

- 1st Whipple, Heiner - Burley
 2nd Bounds, Bounds - Centennial
 3rd Maguire, Warner, Herf - Boise

Tech Theatre - Costume Design

- 1st Jade Donigan - Sandpoint
 2nd Seaton, Johnson - Lake City
 3rd Lauren Hamilton - Boise

Tech Theatre - Makeup

- 1st Amanda Miller - Lake City
 2nd Dena Leth - Snake River
 3rd Karchenko, Nikiforova - Burley

Tech Theatre - Properties

- 1st Lewis, Bustamante - Sugar-Salem
 2nd Ploch-her, Price - Sugar-Salem
 3rd Annie Staats - Boise

Tech Theatre - Scene Design

- 1st Hess, Ravella - Boise
 2nd Bernert, McBride - Centennial
 3rd Merrill. Montoya - Burley

Ensemble Acting - Serious

- 1st Wilkinson, Kuhl, Floyd, Rankin, Lee - North Fremont
 2nd Seeley, Young, Wallace - Kuna
 3rd Foster, Ries - Centennial

Ensemble Acting - Humorous

- 1st Huffman-Scott, Page - Moscow
 2nd Tsatsa, Shobet, Knuth - Eagle
 3rd Rainbow, Jansen, Hillenbrand, Hatch, Baker - Sandpoint

Solo Pantomime

- 1st Nick Roberts - Eagle
 2nd Kye-Leah Ploc-her - Sugar-Salem
 3rd Amela Karadza - Capital

Solo Acting - Serious

- 1st Matt Desind - Burley
 2nd Kaysi Dunstan - Kuna
 3rd Mike Givens - Eagle

Solo Acting - Humorous

- 1st Jessica Hillenbrand - Sandpoint
 2nd Levi Mugleston - Rigby
 3rd Catherine Cessna - Century

Solo Audition

- 1st Rachel Dickerson - Kuna
 2nd Rachel Montoya - Burley
 3rd Tyler Miller - Eagle

Highland High School
March 9-10, 2007

Class A

Lincoln-Douglas

1st	Natalie Burtenshaw	Skyline
2nd	Jaymi Olson	Hillcrest
3rd(t)	Briana Tayloer	Rigby
3rd(t)	Rachel Trompke	Eagle
Fin.	Mike Reimens	Borah
Fin.	Paige Joki	Centennial
Fin.	Ryan Davis	Blackfoot
Fin.	Kayla Duff	Skyview

LD Teams

1st	Eagle
2nd	Skyline
3rd	Hillcrest

Coach

Herby Kojima
Mike Harvey
Amy Walker

Policy

1st	Aimee Moon / Ashley Moscon	Hillcrest
2nd	Alexandra Grande / Rebecca Kopplin	Capital
3rd(t)	Jake Stewart / Hillary Thomas	Hillcrest
3rd(t)	Matthew Miller / Braden Tippets	Hillcrest
Fin.	Garrett Lamm / Mark Sedlacek	Boise
Fin.	Cameron Thurber / Chris Zhang	Eagle
Fin.	Sierra Ortega / Chase Huffman	Madison
Fin.	Luke Maher / Stephen Moncrief	Boise

Policy Teams

1st	Hillcrest
2nd	Boise
3rd	Capital

Coach

Amy Walker
Stan McGrady
Pat Rich

Class B

Lincoln-Douglas

1st	Grant Collett	Teton
2nd	Casey Mattoon	Bishop Kelly
3rd(t)	Kris Cruz	Jerome
3rd(t)	Tom Delahanty	Century
Fin.	Mike Schultz	Century
Fin.	Lydio Cosio	Jerome
Fin.	Misty Southard	Teton
Fin.	Luke Floyd	North Fremont

LD Teams

1st	Century
2nd	Jerome
3rd	Teton

Coach

Scott Nelson
Michele McFarlane
Clif Davis

Policy

1st	Nick Little / Tim MacDowell	South Fremont
2nd	Brandon Wilmore / Kristen Strauss	South Fremont
3rd(t)	Maria Onaidia / Edie Jones	Kimberly
3rd(t)	Kent Grover / Trent Covington	Bonneville
Fin.	Andy Baker / JW Trull	Kuna
Fin.	Dustin Biorn / Evan Gilles	South Fremont
Fin.	Jordan Helvie / Andy Ridgeway	Bishop Kelly
Fin.	Isaac Molsee / Staisha Rumsey	South Fremont

Policy Teams

1st	South Fremont
2nd	Century
3rd	Kuna

Coach

Margaret Oveson
Scott Nelson
Trudy Karlsen

Coeur d'Alene High School
April 20-21, 2007

TEAM AWARDS

Class A

- 1st Eagle - Herby Kojima, coach
2nd Jerome - Scott Burton, coach
3rd Hillcrest - Amy Walker, coach

Class B

- 1st Sugar-Salem - Gloria Stumme, coach
2nd Filer - Kristy Forster, coach
3rd Kimberly - Julie Underwood, coach

A PANEL EVENTS

Duo Interp

- | | |
|--------------------------|---------------|
| 1. J Olsen / E Walsh | Hillcrest |
| 2. L Floyd / K Wilkinson | North Fremont |
| 3. N Mecham / A Ricks | Sugar-Salem |

Expository

- | | |
|-----------------|----------|
| 1. Tim Worthen | Madison |
| 2. Beth Lott | Jerome |
| 3. Ashley Evans | Kimberly |

Extemporaneous

- | | |
|------------------------|-------|
| 1. Danica Ersland | Eagle |
| 2. Jessica Hockensmith | Eagle |
| 3. Chris Zhang | Eagle |

Panel Discussion

- | | |
|-------------------|---------------|
| 1. Bryant Bienz | Eagle |
| 2. Aaron Lawrence | Mountain Home |
| 3. Rachel Luthy | Madison |

Radio

- | | |
|-------------------|------------|
| 1. Luke Sugden | Jerome |
| 2. Tommy Mitchell | Jerome |
| 3. Rod Rudledge | Centennial |

Retold Story

- | | |
|------------------|---------------|
| 1. Brock Sondrup | Hillcrest |
| 2. Eli Holland | Mountain Home |
| 3. Jodi Crozier | Jerome |

B PANEL EVENTS

After Dinner

- | | |
|--------------------|-----------|
| 1. Joe Ficarra | Hillcrest |
| 2. Kristina Buchan | Skyline |
| 3. Brock Sondrup | Hillcrest |

Humorous Interp

- | | |
|--------------------|---------|
| 1. Jodi Crozier | Jerome |
| 2. Jeremy Marcotte | Skyline |
| 3. Preston McNair | Madison |

Impromptu

- | | |
|-----------------------|-----------|
| 1. Natalie Burtenshaw | Skyline |
| 2. Devin Bean | Blackfoot |
| 3. Allison Hawn | Eagle |

Oratorical Analysis

- | | |
|----------------------|-------------|
| 1. Krista Bustamante | Sugar-Salem |
| 2. Beth Lott | Jerome |
| 3. Julie Swenson | Hillcrest |

Original Oratory

- | | |
|--------------------|---------------|
| 1. Victoria Barrus | Sugar-Salem |
| 2. Kayla Richards | Filer |
| 3. Luke Floyd | North Fremont |

Salesmanship


- | | |
|-------------------|-------------|
| 1. Rachel Trompke | Eagle |
| 2. Erin Smith | Blackfoot |
| 3. Sam Bratt | Sugar-Salem |

Serious Interp

- | | |
|--------------------|---------|
| 1. Kelsey Schaefer | Eagle |
| 2. Tara Kuper | Eagle |
| 3. Paycen McGahey | Century |

5a state cross country

October 28, 2006
Hells Gate State Park - Lewiston



5A Girls

- | | | |
|----|---------------|-----|
| 1. | Boise | 46 |
| 2. | Eagle | 79 |
| 3. | Twin Falls | 102 |
| 4. | Mountain View | 115 |



5A Boys

- | | | |
|----|---------------|-----|
| 1. | Mountain View | 56 |
| 2. | Borah | 63 |
| 3. | Boise | 81 |
| 4. | Lake City | 136 |

1	Karleigh Gempler	12	Borah	18:27.50
2	Nicole Nielsen	10	Borah	18:27.98
3	Anna Stone	12	Coeur d'Alene	18:39.74
4	Bug Simmons	10	Mountain View	19:16.97
5	Sarah Olson	10	Boise	19:33.74
6	Liz Brandon	9	Eagle	19:38.94
7	Jaymee Novosel	10	Highland	19:39.83
8	Anne Lovelace	11	Boise	19:55.83
9	Lisa Drury	10	Eagle	19:58.27
10	Rebekah McGourty	12	Boise	20:01.28
11	Dani Bates	10	Twin Falls	20:01.89
12	Erica Wendt	12	Skyline	20:02.41
13	Victoria Hokenson	11	Lewiston	20:02.83
14	Jacque Sahlberg	11	Boise	20:05.02
15	Bradi Hutchison	11	Highland	20:05.71
16	Katie Lovelace	9	Boise	20:09.01
17	Hannah Thatcher	9	Madison	20:16.04
18	Carly Gerard	12	Capital	20:21.13
19	Vanessa Sanchez	9	Twin Falls	20:26.66
20	Luren Schaffer	11	Timberline	20:27.25

1	Taylor Farnsworth	12	Highland	15:30.55
2	Nick Bolinder	12	Boise	15:53.47
3	Sawyer Bosch	12	Borah	16:00.38
4	Bryant Denson	12	Boise	16:05.62
5	Sean Huey	12	Borah	16:16.57
6	K. Dailey	12	Mountain View	16:37.72
7	Eric Fitzpatrick	9	Boise	16:39.33
8	Tyler Curtis	11	Caldwell	16:40.71
9	Derek Gunn	11	Mountain Viw	16:42.67
10	CJ Helbling	9	Lake City	16:45.82
11	Alex Goold	12	Mountain View	16:46.39
12	Cody Rome	11	Eagle	16:46.83
13	Jared Nielsen	11	Borah	16:48.97
14	Alex Pogue	12	Mountain View	16:49.94
15	Mike Armon	12	Coeur d'Alene	16:51.20
16	Ben Bottcher	12	Idaho Falls	16:53.30
17	Nic Cotton	12	Lake City	16:53.75
18	Thomas Anderson	2	Madison	16:54.15
19	Dallin Weeks	12	Madison	16:55.93
20	Matt Robinson	11	Borah	17:03.32




Karleigh Gempler



Taylor Farnsworth

4a state cross country

October 28, 2006
Hells Gate State Park - Lewiston



4A Girls

1.	Bishop Kelly		69
2.	Sandpoint		81
3.	Wood River		111
4.	Skyview		113

1	Bethany McInturff	11	Century	18:46.76
2	Megan Bartlett	10	Sandpoint	19:01.26
3	Jordan Engelhardt	10	Bishop Kelly	19:19.28
4	Jordan Powell	10	Columbia	19:45.88
5	Christa Hughes	12	Nampa	20:05.40
6	Kat Vardell	10	Sandpoint	20:14.72
7	Elissa Flandro	12	Bishop Kelly	20:16.91
8	Vicky Vardell	10	Sandpoint	20:42.18
9	Jessie Furst	9	Mountain Home	20:45.29
10	Kaylee Campbell	10	Preston	20:48.51
11	Samantha Roberts	12	Middleton	20:49.57
12	Carey Downey	12	Pocatello	20:54.39
13	Kelsesa Plimmer	11	Skyview	20:54.95
14	Allie Ford	10	Preston	20:58.49
15	Ashley Rendahl	12	Wood River	20:58.84
16	Lara Tuthill	9	Bishop Kelly	21:06.86
17	Lauren Hays	12	Skyview	21:07.16
18	Julia Bowman	10	Wood River	21:11.87
19	Reve Tortel	12	Bonneville	21:14.00
20	Tyshae Davis	11	Bonneville	21:15.68




4A Boys

1.	Hillcrest		68
2.	Bishop Kelly		68
3.	Burley		77
4.	Century		133

1	Chio Lopez	12	Century	16:14.88
2	Aaron Jenkins	11	Century	16:25.17
3	Paul Sartin	12	Bishop Kelly	16:30.56
4	Kyle Gebbs	12	Hillcrest	16:39.27
5	Kevin Higgs	12	Nampa	16:42.27
6	David Fillmore	10	Burley	16:45.99
7	Spencer Carter	12	Bishop Kelly	16:53.04
8	Taylor Bean	10	Burley	16:53.66
9	Steve Teran	12	Sandpoint	16:56.74
10	Jake Waddoups	11	Hillcrest	17:06.34
11	Jeff Mortensen	12	Jerome	17:06.62
12	Ed Christenson	12	Burley	17:06.90
13	Josh Wadsworth	11	Skyview	17:14.54
14	Adam Blakeman	11	Hillcrest	17:15.26
15	Evan Walker	11	Century	17:17.42
16	Tim Hall	12	Hillcrest	17:19.78
17	Doug Rudeen	12	Bishop Kelly	17:20.53
18	Neil Easter	11	Columbia	17:21.43
19	Robbie Newman	12	Minico	17:22.25
20	Dru Law		Moscow	17:23.40



Bethany McInturff



Chio Lopez

3a state cross country

October 26, 2006
Hells Gate State Park - Lewiston



3A Girls

1.	Bear Lake	25
2.	Bonnors Ferry	100
3.	Shelley	121
4.	Weiser	128

1	Cydney Jacobsen	11	Bear Lake	19:18.24
2	Amanda Palmer	11	Weiser	20:04.51
3	Erica James	11	Bear Lake	20:05.47
4	Melody Braden	11	Bonnors Ferry	20:23.75
5	Jessi Timothy	10	Bear Lake	20:29.97
6	Payge Jacobsen	10	Bear Lake	20:41.08
7	Erika Swigert	9	Teton	20:54.53
8	Becca Wiggins	11	Weiser	20:57.12
9	Kaitlyn Gerard	10	Kimberly	21:02.55
10	Sheralyn Davidsen	12	Bear Lake	21:07.26
11	Casey Hampton	12	Bonnors Ferry	21:11.81
12	Lynzi Coronado	11	Shelley	21:18.05
13	Amanda Grauberger		American Falls	21:26.77
14	Jeni Vanhoozer	12	Buhl	21:36.67
15	Kwani Hale	11	Snake River	21:39.55
16	Mandy Sandaker	10	Bonnors Ferry	21:42.47
17	Macey Jones	11	Declo	21:46.42
18	Megan Breeding	10	Kimberly	21:48.38
19	Hillary Byars	10	Payette	22:12.75
20	Tanyss Crapo	10	South Fremont	22:14.17

3A Boys


1.	Bear Lake	41
2.	South Fremont	97
3.	Kimberly	110
4.	Teton	130

1	Frank Lagrimanta	11	Timberlake	16:01.64
2	Andrew Scott	12	Priest River	16:50.87
3	Jake Timothy	12	Bear Lake	17:10.87
4	John Ashcraft	11	South Fremont	17:16.24
5	Alex Crystal	11	Kimberly	17:17.92
6	Matt Jones	11	Declo	17:18.81
7	Ryan Golding	11	Bear Lake	17:27.77
8	Kyler Dean	12	Gooding	17:28.84
9	Shephen Thurston	11	Sugar-Salem	17:38.05
10	Andy Yung	10	Kimberly	17:46.51
11	Tanner Saxton	11	Bear Lake	17:50.30
12	Dory Alleman	10	Bear Lake	17:56.07
13	Jesse Cooke	12	Teton	17:59.37
14	Justin Rogers	12	Gooding	18:03.72
15	Hyrum Webb	10	Declo	18:04.91
16	Jordan Crane	10	Bear Lake	18:06.16
17	Derek Andrews	11	Shelley	18:08.06
18	Ben Allen	10	Teton	18:09.20
19	Ray Sayers	12	Bonnors Ferry	18:10.08
20	Dominic Bolen	10	Payette	18:11.05

Cydney Jacobsen



Frank Lagrimanta



2A state cross country

October 26, 2006
Hells Gate State Park - Lewiston



2A Girls

1. Soda Springs 51
2. Firth 69
3. Nampa Christian 93
4. West Jefferson 104



2A Boys

1. Soda Springs 50
2. Firth 58
3. Malad 89
4. Coeur d'Alene Charter 129

1	Mali Noyes	12	Community School	19:44.80
2	Andra Holdaway	11	West Jefferson	19:45.13
3	Laken Skidmore	11	West Jefferson	19:54.59
4	Jaclyn Puga	12	Nampa Christian	20:03.80
5	Lisa Romber	11	Valley	20:12.36
6	Haiden Siepert		Soda Springs	20:22.02
7	Rachel Bowman	10	Soda Springs	20:29.76
8	Brook Nielsen	12	Firth	20:43.22
9	Megan Oberst	11	Nampa Christian	20:53.17
10	Keeley Mcinnon	10	Firth	20:56.48
11	Kendra Loeber	12	Grangeville	21:01.36
12	Natalie Larsen		West Side	21:04.54
13	Bailee Siepert		Soda Springs	21:11.24
14	Mystie Berg	10	Soda Springs	21:13.39
15	Alyssa Kimm	9	Coeur d'Alene Charter	21:23.72
16	Brina Nielsen	12	Firth	21:23.72
17	Amy Watkins	10	Melba	21:28.35
18	Kaycie Clark		Soda Springs	21:31.73
19	Lacey Gilmer		Soda Springs	21:33.70
20	Vanessa Vranes		Soda Springs	21:41.00

1	Skylar Stotts	12	Soda Springs	16:49.99
2	Tony Brown	12	Soda Springs	16:55.21
3	Kasey Myers		Soda Springs	16:56.91
4	Zeke Wilson	11	Challis	17:17.01
5	Robin Bullcreek	12	Malad	17:20.25
6	Jonathan Dalton	11	Deary	17:23.23
7	Ryan Kingsland	10	Oakley	17:27.74
8	Cody Baxter	10	Firth	17:30.81
9	Mike Matteson	12	Community School	17:33.67
10	Bracken Williams	11	Firth	17:38.76
11	Rory Ruskovich	9	Coeur d'Alene Charter	17:41.55
12	Jason Towery	11	Nampa Christian	17:42.13
13	Eric Christensen	12	Firth	17:42.40
14	Justin Firth		Malad	17:45.09
15	Kooper Daniels		Malad	17:46.50
16	Luke Hetrick	11	Greenleaf Friends	17:48.22
17	William Arnell	9	Oakley	17:50.89
18	Garrett Traughber	11	Butte County	17:51.67
19	Darren McKinnon	12	Firth	17:52.29
20	Paul Moughamian	12	Idaho City	17:52.62



Mali Noyes



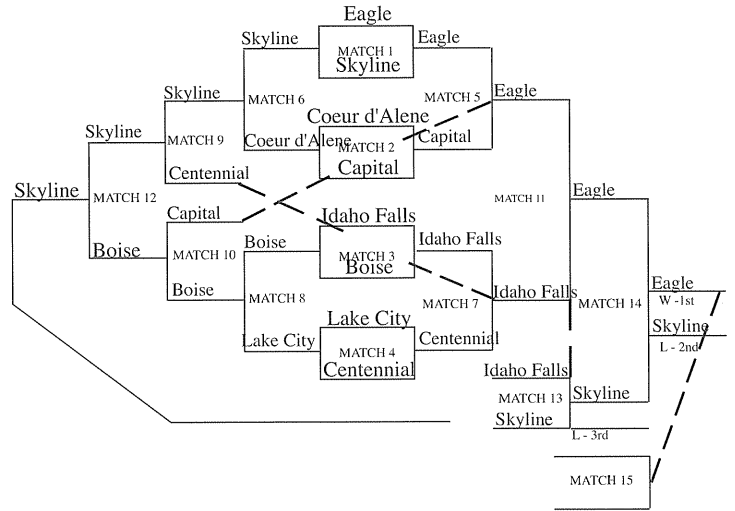
Skylar Stotts

5a, 4a, 3a state volleyball champions


5A October 27 - 28, 2006
at Burley High School



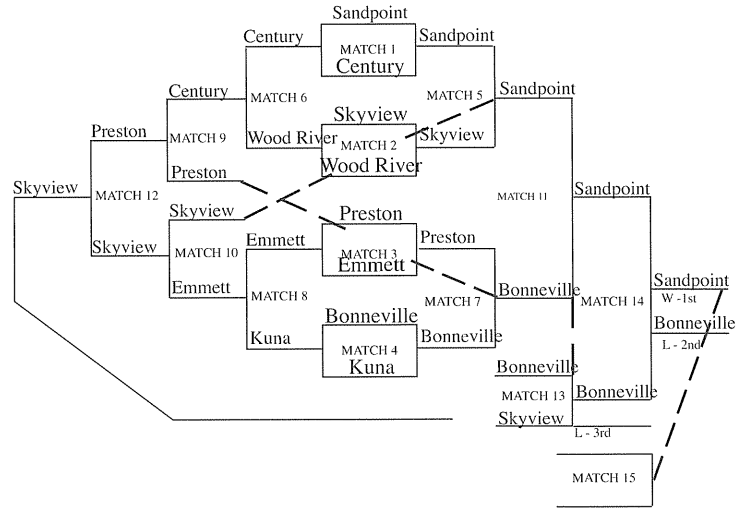
Eagle High School



4A October 27 - 28, 2006
at Kimberly High School



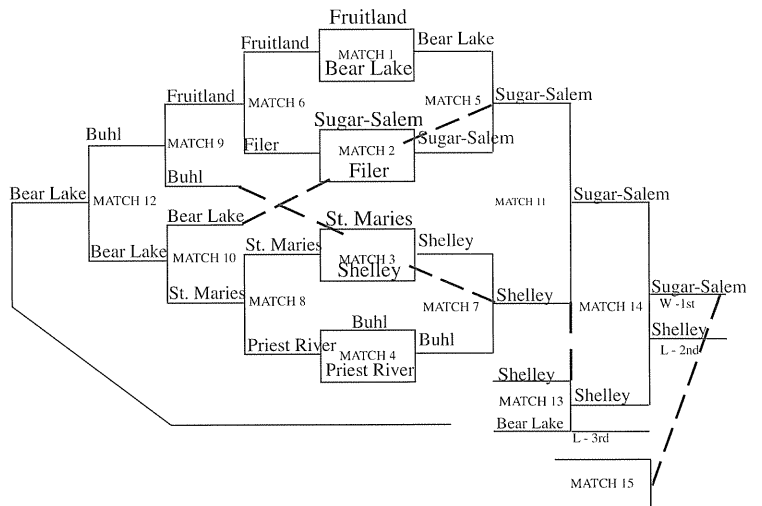
Sandpoint High School



3A October 27 - 28, 2006
at Wendell High School




Sugar-Salem High School

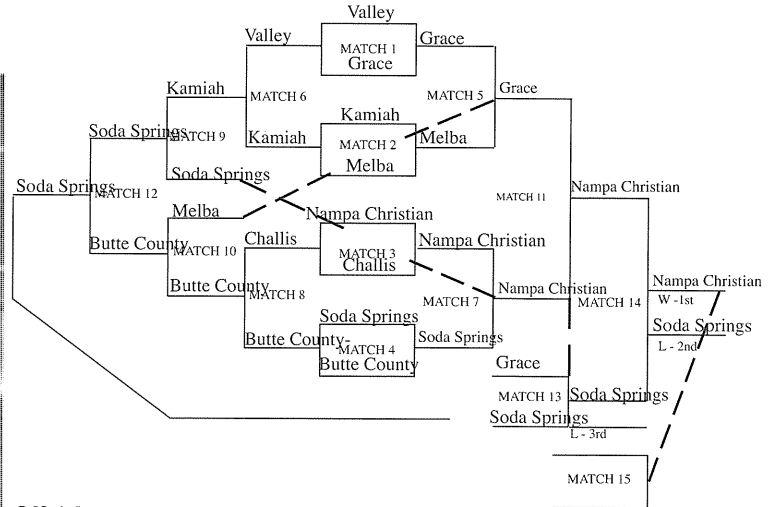


2a, 1a state volleyball champions

**2A October 27 - 28, 2006
at Buhl High School**




Nampa Christian High School



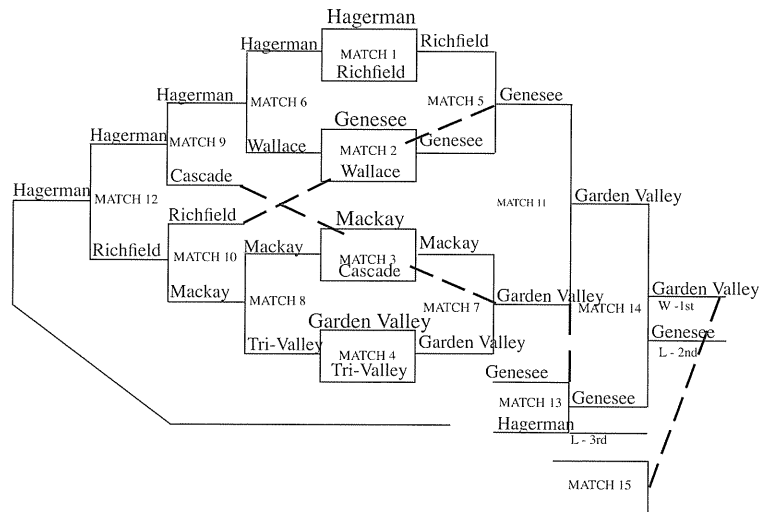
Officials

- District I Lisa Paull, Rayna Longstreet, Jennifer Weil, Sharon Timblin, Maureen Blackmore, Cindy Derr
- District II Sharon Rauch, Marty Lytle, Kris Curnes, Sally Greene, David Brown, Brandi Holthaus
- District III Carmen Hartley, Kelly Chapple, Rose Reich
- District IV Cheri McKay, Velma Jean Mabey
- District V Julie Burke, Jeff Horrocks
- District VI Gini Porter, Tracy Brown

**1A October 26 - 28, 2006
at Declo High School**



Garden Valley High School




Officials for the State Volleyball Tournament

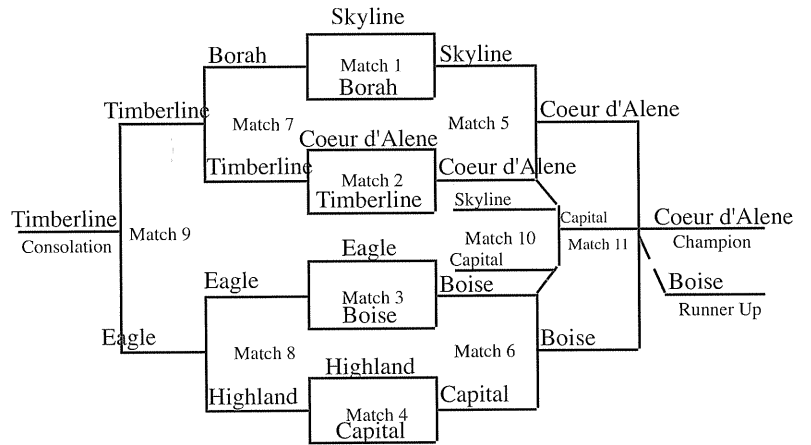
- District I Rayna Longstreet, David Broughton
- District II Marty Lytle, David Brown
- District III Lovena Magalsky, Marilyn Stiles, Shellie Roberts, Julie Trappett, Larry Goto, Josh Bittle
- District IV Laurie Howard, Sharon Lutkehus, Cheri McKay, Holly Cook, Velma Jean Mabey, Roanne Gillette
- District V Julie Burke, Jeff Horrocks, Randy Moser, Burke Burns
- District VI Robin Pence, Tracy Brown, Norm Kane, Lynn Holt

5a state soccer champions

October 19 -21, 2006
Capital Soccer Complex, Boise



Coeur d'Alene High School

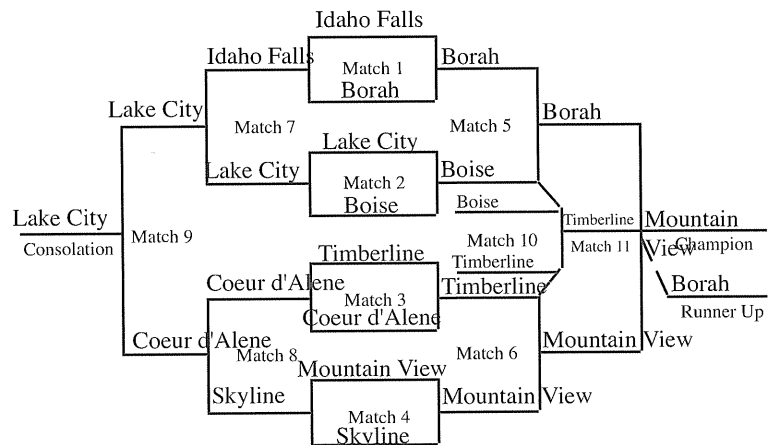


Officials

- District I David Day, Michael Maini, Brian Stobie, Todd Brown
- District II Mohamed Jabbes, James Reid
- District III Fred DiLorenzo, Robert Burneett, Joe Sanchez, Hank Brotzman, Joe Chertudi, Rizah Dizdarevic, Drew Williams, Paul Beckner, Edvin Miljovic, Alan Herzfeld, Kye Nutall, Carmen Poling, Jeff Ladwig, Rama Vadipalli, Monte Whittier, Clarence Mak
- District IV John Jacobson, Ken Edmunds, Marc Garcia, Jason Hutchinson, Jerry Black, Doug Jones
- District V Bob Arnold, Sam Knighton, Dennis Woodward
- District VI Mark Oliver, Evan Sanders, Kirk Polatis, Chris Watts, Marion Cruz



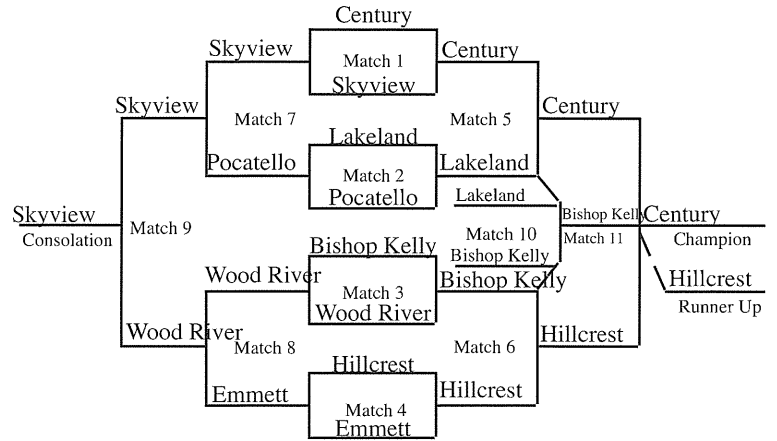
Mountain View High School



October 19 - 21, 2006
Capital Soccer Complex, Boise



Century High School




Officials

- District I: David Day, Michael Maini, Brian Stobie, Todd Brown
- District II: Mohamed Jabbes, James Reid
- District III: Fred DiLorenzo, Robert Burneett, Joe Sanchez, Hank Brotzman,
- District IV: Joe Chertudi, Rizah Dizdarevic, Drew Williams, Paul Beckner, Edvin Miljovic, Alan Herzfeld, Kye Nutall, Carmen Poling, Jeff Ladwig, Rama Vadipalli, Monte Whittier, Clarence Mak, John Jacobson, Ken Edmunds, Marc Garcia, Jason Hutchinson, Jerry Black, Doug Jones
- District V: Bob Arnold, Sam Knighton, Dennis Woodward
- District VI: Mark Oliver, Evan Sanders, Kirk Polatis, Chris Watts, Marion Cruz




Sandpoint High School

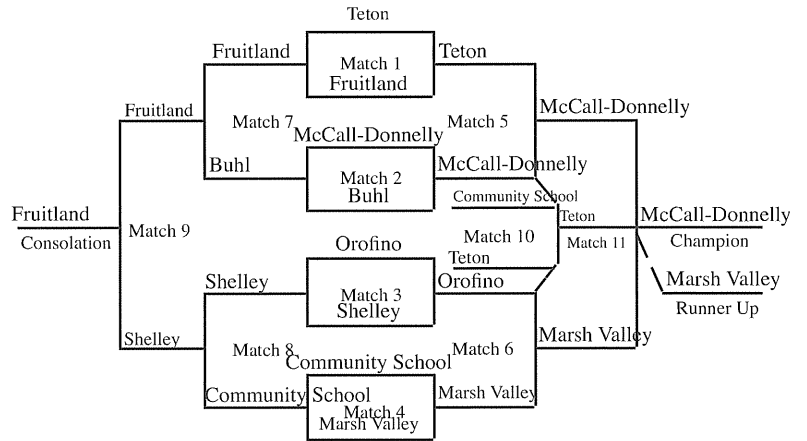


3a state soccer champions

October 19 -21, 2006
Capital Soccer Complex, Boise



McCall-Donnelly High School




Officials


- District I David Day, Michael Maini, Brian Stobie, Todd Brown
- District II Mohamed Jabbes, James Reid
- District III Fred DiLorenzo, Robert Burneett, Joe Sanchez, Hank Brotzman, Joe Chertudi, Rizah Dizdarevic, Drew Williams, Paul Beckner, Edvin Miljovic, Alan Herzfeld, Kye Nutall, Carmen Poling, Jeff Ladwig, Rama Vadipalli, Monte Whittier, Clarence Mak
- District IV John Jacobson, Ken Edmunds, Marc Garcia, Jason Hutchinson, Jerry Black, Doug Jones
- District V Bob Arnold, Sam Knighton, Dennis Woodward
- District VI Mark Oliver, Evan Sanders, Kirk Polatis, Chris Watts, Marion Cruz



Teton High School

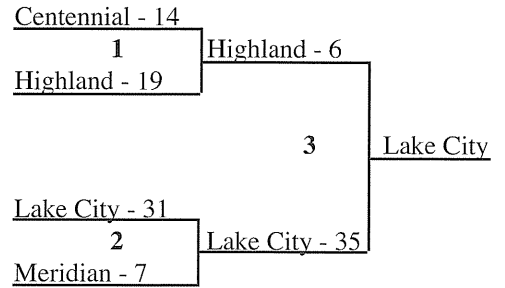


5A Milk Bowl — Kibbie Dome, Moscow
November 17, 2006



Lake City High School

5A




Game 1 Centennial vs. Highland
Nov. 10, 2006 — Centennial HS
Officials: Frank Fullmer, Larry Lincoln,
Dan Yraguen, Ron Crowe, Todd Luedtke

Game 2 Lake City vs Meridian
Nov. 10, 2006 — Lake City HS
Bob Burton, Greg Washington,
Jim White, Paul Manzardo, Steve Currie

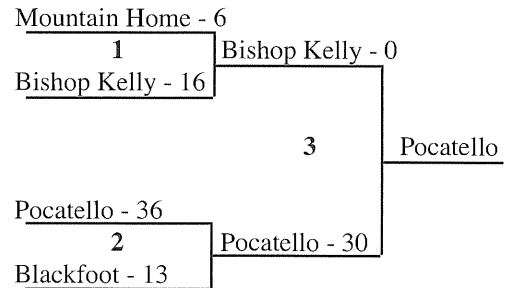
Game 3 Highland vs Lake City
Nov. 17, 2006 — Kibbie Dome, Milk Bowl
Officials: Dan Marsh, Corky Fazio,
Mike Tatko, Dan Davenport, Gary Allen

4A Milk Bowl — Bronco Stadium, Boise
November 17, 2006



Pocatello High School

4A




Game 1 Mountain Home vs Bishop Kelly
Nov. 10, 2006 — Bishop Kelly HS
Officials: Jerry Helgeson, Brad Baird,
Scott Orr, Kip Bryson, Gary Bassett

Game 2 Pocatello vs Blackfoot
Nov. 10, 2006 — Holt Arena
Officials: Doug Carlson, Gary Carlson,
Brent Martin, Brian Mecham, Greg Harding

Game 3 Bishop Kelly vs Pocatello
Nov. 17, 2006 — Bronco Stadium, Boise
Officials: Dan Malcolm, Dick Kochansky,
Terry Gorton, Rich Poulson, Bill Clark

3a & 2a state football champions

3A Milk Bowl — Bronco Stadium, Boise November 16, 2006



Fruitland High School

Game 1 Buhl vs Snake River

Nov. 3, 2006 — Buhl HS
Officials: Luis Egusquiza, Gabe Ostyn, Marty Hurd, Randy Bernhard, Kirby Butler

Game 2 Shelley vs Marsh Valley

Nov. 2, 2006 — Holt Arena
Officials: David Sire, Hugh Foster, Dan Andreason, Rod Hughes, Tad Pearson

Game 3 Timberlake vs Declo

Nov. 4, 2006 — Timberlake HS
Officials: Greg Washington, Dick Kochansky, Kevin Hansen, Paul Manzardo, Steve Currie

Game 4 Fruitland vs Gooding

Nov. 4, 2006 — Fruitland HS
Officials: Scott Orr, Henry Hixon, Kip Bryson, Gary Bassett, Shannon Bryson

Game 5 Buhl vs Shelley


Nov. 10, 2006 — Buhl HS
Officials: Luis Egusquiza, Shawn Crowley, Don Garner, Dan Creek, Sean Standley

Game 6 Timberlake vs Fruitland


Nov. 11, 2006 — Timberlake HS
Officials: John Lueck, Bob Ruiz, Steve Hanni, Rob Robinson, Dominic Howard

Game 7 Buhl vs Fruitland

Nov. 16, 2006 — Bronco Stadium
Officials: David Sire, Alan Gardner, Dan Andreason, Brian Mecham, Hugh Foster



2A Milk Bowl — Holt Arena, Pocatello November 17, 2006



Firth High School

Game 1 New Plymouth vs Kamiah

Nov. 4, 2006 — New Plymouth HS
Officials: Larry Hogg, Bob Barowsky, Stuart Conde, Kevin Berger, Bill Schlager

Game 2 Orofino vs Marsing

Nov. 4, 2006 — Orofino HS
Officials: Corky Fazio, Andy McConkey, Gary Allen, Mike Tatko, Butch Croy

Game 3 Glens Ferry vs Firth

Nov. 2, 2006 — Holt Arena
Officials: Ken Lively, Brent Larsen, Sean Standley, Rob Kelly, Leon Clegg

Game 4 Malad vs West Side

Nov. 4, 2006 — Holt Arena
Officials: Greg Harding, Gerald Christensen, Brian Carlson, Bruce Givens, Shayne Proctor

Game 5 Kamiah vs Orofino


Nov. 11, 2006 — Orofino HS
Officials: Kevin Acree, Brian Morton, Dan Marsh, Kyle Helm, Chris Elskamp

Game 6 Firth vs Malad

Nov. 10, 2006 — Holt Arena
Officials: Dave Sire, Tim Arehart, Dan Andreason, Alan Gardner, Doug Hymas


Game 7 Kamiah vs Firth

Nov. 17, 2006 — Holt Arena
Officials: Larry Shippy, Frank Fullmer, Jim Carr, Larry Lincoln, Ron Crowe



1A 8-man state football champion

1A Div. I 8-Man Milk Bowl — Kibbie Dome, Moscow November 17, 2006



Council High School

Game 1: Wallace vs Troy

Nov. 4, 2006 — Wallace HS
Officials: John Lueck, Dick Jurvelin,
Steve Posnick, Jim White, Jason Jenkins

Game 2: Kendrick vs Genesee

Nov. 3, 2006 - Kendrick HS
Officials: Kevin Acree, Dan
Davenport, Kyle Helm, Dan
Marsh, Chris Elskamp

Game 3: Raft River vs Council

Nov. 4, 2006 — Raft River HS
Officials: Roland Wood, Rick Dayley,
Kevin Thurston, Brent Larsen

Game 4: Horseshoe Bend vs Hagerman

Nov. 4, 2006 — Horseshoe Bend HS
Officials: Paul Canary, Ted Pettet,
Charles Tate, Larry Shippy

Game 5: Troy vs Genesee


Nov. 10, 2006 — Kibbie Dome
Officials: Corky Fazio, Andy McConkey,
Mike Tatko, Gary Allen, Butch Croy

Game 6: Council vs Horseshoe Bend


Nov. 11, 2006 — Council HS
Officials: Vince Leedy, Jim Carr,
Shannon Brywon, Larry Shippey

Game 7: Genesee vs Council

Nov. 17, 2006 — Kibbie Dome
Officials: Chris Bitton, Dan Creek,
Ken Lively, Rob Kelly, Sean Standley



1A Div. II 8-Man Milk Bowl — Holt Arena, Pocatello November 17, 2006



Carey High School

Game 1: Kootenai vs Mullan

Nov. 3, 2006 — Kootenai HS
Officials: Bob Ruiz, Matt Gee,
Steve Hanni, Lon Postulka,
Jon Wardall

Game 2: Notus vs Salmon River

Nov. 4, 2006 — Notus HS
Officials: Rich Gorman, Wes
Remaley, Larry Anderson, Steve Wade

Game 3: Carey vs Dietrich

Nov. 4, 2006 — Carey HS
Officials: Steve Tomas, Pat Parker,
Kirby Butler, John Struchen

Game 4: Mackay vs Camas County

Nov. 3, 2006 — Mackay
Officials: Tim Arehart, Jody Hansen,
Brent Martin, Reed Payne

Game 5: Mullan vs Salmon River


Nov. 11, 2006 — Wallace HS
Officials: Dan Malcolm, Scott Harris,
Chad Duce, Tony Rinaldi, Bill Clark

Game 6: Carey vs Mackay

Nov. 10, 2006 — Mackay HS
Officials: Roland Wood, Brent Larsen,
Leon Clegg, Kirby Butler


Game 7: Salmon River vs Carey

Nov. 17, 2006 — Holt Arena
Officials: Doug Carlson, Greg Harding,
Arne Jones, Gary Carlson, Ben Carlson



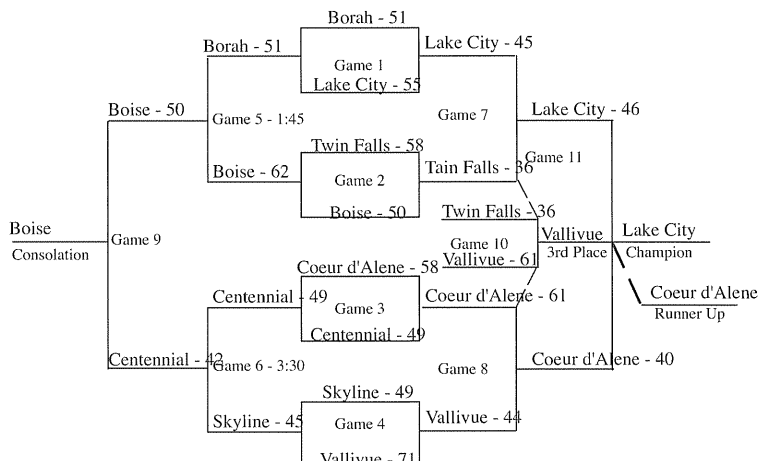
girls' state basketball champions

5A



Lake City High School

February 15 - 17, 2007
The Idaho Center, Nampa




4A




Burley High School

February 15-17, 2007
Timberline High School, Boise

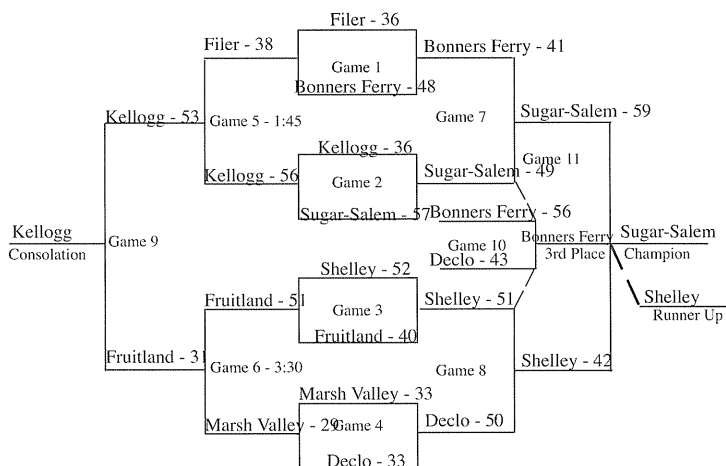


3A



Sugar-Salem High School

February 15 - 17
Middleton High School



Officials

- District I John Posnick, Dave Oakes, Mike Floch
- District II Shannon Wilson, Warren Beckman, Pat Zink
- District III Rich Gaona, Matt Strong, Tim Gridley, Randy Powell, Mike Gallegos, Moss Strong, Larry Gallegos
- District IV Mike Gemar, Wayne Davids, Shelly Hart, Kody Youree
- District V Greg Harding, Gary Carlson, Jared Farmer
- District VI Dan Andreason, Brad Hadley, Steve Belnap, Doug Hymas


girls' state basketball champions

2A



Butte County High School

**February 15 - 17, 2007
Kuna High School**

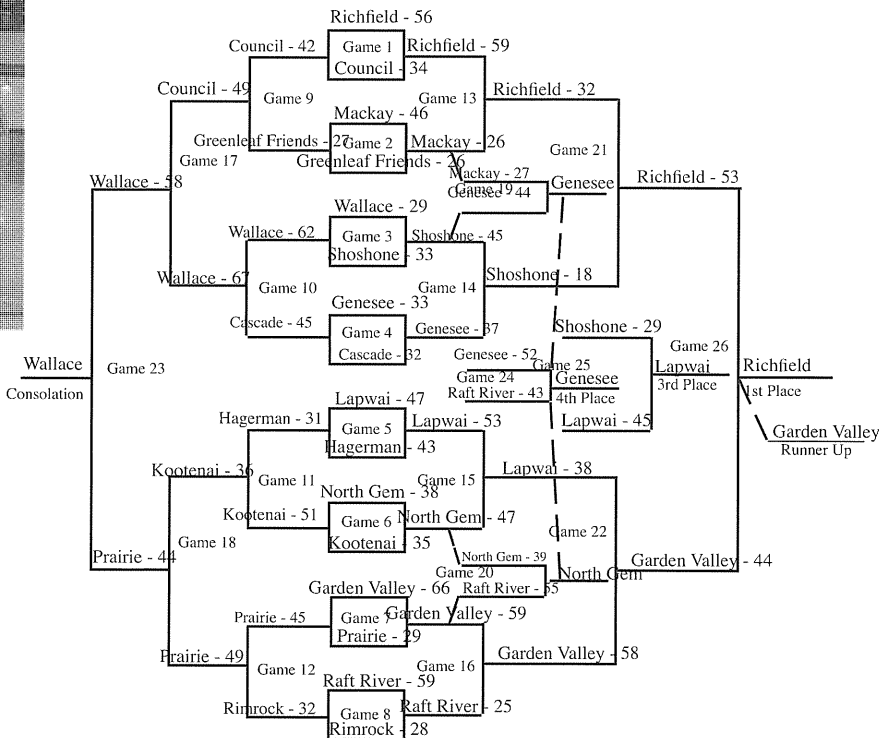


1A



Richfield High School

**February 14 - 17, 2007
Nampa & Columbia High Schools**



Officials

- District I John Posnick, Dave Oakes, Mike Floch
- District II Shannon Wilson, Warren Beckman, Pat Zink
- District III Rich Gaona, Matt Strong, Tim Gridley, Randy Powell, Mike Gallegos, Moss Strong, Larry Gallegos
- District IV Mike Gemar, Wayne Davids, Shelly Hart, Kody Youere
- District V Greg Harding, Gary Carlson, Jared Farmer
- District VI Dan Andreason, Brad Hadley, Steve Belnap, Doug Hymas

5a state wrestling individual champions

Holt Arena, Pocatello



103 LBS.

- | | |
|---------------------------|---------------|
| 1. Holden Packard (9) | Mountain View |
| 2. Wayne Fong (11) | Idaho Falls |
| 3. Derrick Booth (9) | Post Falls |
| 4. Brenn Schiess (9) | Highland |
| 5. Gunnar Christensen (9) | Eagle |
| 6. Taylor Murrieta (11) | Idaho Falls |



112 LBS.

- | | |
|--------------------------|-------------|
| 1. Tracey Huffman (10) | Lewiston |
| 2. Dillon Gentry (10) | Meridian |
| 3. Jordan Cox (9) | Idaho Falls |
| 4. Jake Christensen (12) | Eagle |
| 5. Tallen Bannister (10) | Highland |
| 6. Tylor Chandler (10) | Centennial |



119 LBS.

- | | |
|--------------------------|-------------|
| 1. Shane Stephenson (12) | Centennial |
| 2. Jordan Johnson (11) | Idaho Falls |
| 3. Josh Paulson (12) | Capital |
| 4. Josh Hall (12) | Highland |
| 5. DJ Skelton (11) | Lewiston |
| 6. Will Hartenstein (12) | Skyline |



125 LBS.

- | | |
|-------------------------|-------------|
| 1. Dennis Anderson (12) | Caldwell |
| 2. Luis Carranza (12) | Idaho Falls |
| 3. Chantz Jackson (12) | Centennial |
| 4. Gary Mattos (12) | Capital |
| 5. Derrick Kutch (11) | Highland |
| 6. Trent Johnston (12) | Eagle |



130 LBS.

- | | |
|--------------------------|---------------|
| 1. Seth Unterseher (11) | Capital |
| 2. Josh Warner (10) | Idaho Falls |
| 3. Carter Hurst (12) | Centennial |
| 4. Ryan Traska (12) | Mountain View |
| 5. Eric Steingrubber (9) | Eagle |
| 6. Michael Cowan (11) | Highland |

Team Champions

1. Centennial	226.00
2. Idaho Falls	214.50
3. Mountain View	138.50
4. Eagle	138.00

Officials

Ryan Wood	Merrill Owens	George Germer	Rich Kriete
Rocky Lima	Dan Neef	Toby Cummings	Doug O'Bryan
Craig Maki	Scott Thompson	Rick Stimpson	Arne Jones
Vance Andersen	Layne Dalley	Dale Gardner	Roger Gottlob



135 LBS.

- | | |
|-----------------------|---------------|
| 1. Avery Garner (12) | Centennial |
| 2. Matt Kloetzer (12) | Caldwell |
| 3. Tim McHail (12) | Eagle |
| 4. Dane White (10) | Mountain View |
| 5. Isaak Lawlor (12) | Coeur d'Alene |
| 6. Doug Anderson (12) | Caldwell |



140 LBS.

- | | |
|--------------------------|-------------|
| 1. Jaron Hathaway (11) | Eagle |
| 2. Chance Hyer (12) | Centennial |
| 3. Darrel Flores (11) | Caldwell |
| 4. Jeremiah Steele (11) | Idaho Falls |
| 5. Nick Hobson (11) | Lewiston |
| 6. Austin Wingerson (12) | Skyline |



145 LBS.

- | | |
|-------------------------|-------------|
| 1. Scott Armstrong (12) | Borah |
| 2. Eric Jorgenson (12) | Timberline |
| 3. Jake Lords (11) | Madison |
| 4. Dustin Warner (12) | Idaho Falls |
| 5. Chance Requa (11) | Twin Falls |
| 6. Justin Allen (10) | Highland |



152 LBS.

- | | |
|-------------------------|---------------|
| 1. Tyeson Mitton (12) | Highland |
| 2. Jesse Nielson (11) | Coeur d'Alene |
| 3. Dallan Higgs (12) | Skyline |
| 4. Kyle Ray (11) | Eagle |
| 5. Nate Tate (12) | Caldwell |
| 6. Chaz Huntington (12) | Eagle |

February 22 - 24, 2007



160 LBS.

- | | |
|------------------------|---------------|
| 1. Jeremy Zabel (11) | Coeur d'Alene |
| 2. Grayson Stone (11) | Twin Falls |
| 3. Spence Patrick (11) | Mountain View |
| 4. Chase Kelpin (12) | Caldwell |
| 5. Matt Cox (12) | Idaho Falls |
| 6. Shawn Horn (11) | Madison |



171 LBS.

- | | |
|--------------------------|---------------|
| 1. Kirk Smith (12) | Centennial |
| 2. Brent Martinez (11) | Twin Falls |
| 3. Phillip Howard (12) | Coeur d'Alene |
| 4. Kennadal Goodier (12) | Timberline |
| 5. Karl Thompson (11) | Idaho Falls |
| 6. Cole Amende (10) | Post Falls |



189 LBS.

- | | |
|-----------------------|---------------|
| 1. Duane Carr (12) | Post Falls |
| 2. Trevor Sigler (11) | Mountain View |
| 3. Sean Jolin (11) | Lake City |
| 4. Reed Kaus (11) | Mountain View |
| 5. Jake Dawley (12) | Timberline |
| 6. Evann Seamons (11) | Idaho Falls |



215 LBS.

- | | |
|-------------------------|---------------|
| 1. Marshal Pirtz (12) | Centennial |
| 2. Dan Colbert (11) | Mountain View |
| 3. Brian Warden (11) | Idaho Falls |
| 4. Spencer Hartwig (11) | Caldwell |
| 5. Jon Firkins (10) | Centennial |
| 6. Ian Turner (12) | Coeur d'Alene |



285 LBS.

- | | |
|------------------------|---------------|
| 1. Brad Curtis (12) | Skyline |
| 2. Mark Skogrand (12) | Lewiston |
| 3. Jesse Gonzales (12) | Eagle |
| 4. Jake Densley (11) | Centennial |
| 5. Grant Turner (11) | Coeur d'Alene |
| 6. Robert Ramirez (12) | Caldwell |

4a state wrestling individual champions

Holt Arena, Pocatello

February 22 - 24, 2007

Team Champions

1.	Blackfoot	178.00
2.	Sandpoint	165.50
3.	Lakeland	157.50
4.	Mountain Home	133.00

Officials

Ryan Wood	Merrill Owens	George Germer	Rich Kriete
Rocky Lima	Dan Neef	Toby Cummings	Doug O'Bryan
Craig Maki	Scott Thompson	Rick Stimpson	Arne Jones
Vance Andersen	Layne Dalley	Dale Gardner	Roger Gottlob



103 LBS.

1. Timmy Pepperdine (11) Sandpoint
2. Andrew Uhl (12) Minico
3. Taylor Bird (10) Bonneville
4. Cully Henderick (9) Century
5. Kody Hansen (10) Nampa
6. Payton Nolan (9) Kuna



112 LBS.

1. Nate Crane (11) Minico
2. Alec Ward (12) Sandpoint
3. Seth Wright (10) Lakeland
4. Kyle Williams (10) Blackfoot
5. Ryan Packard (9) Columbia
6. Colton Nielsen (10) Pocatello



119 LBS.

1. Brandon Richardson (9) Lakeland
2. Kyle McCrite (10) Lakeland
3. Kaeo Doronio (10) Mountain Home
4. Alex Gonzalez (12) Blackfoot
5. Adam Higley (12) Preston
6. Nate Armstrong (11) Pocatello



125 LBS.

1. Joey Fio (12) Sandpoint
2. Matt Durrant (12) Kuna
3. Mitchell Thompson (10) Rigby
4. Bryan Otto (11) Pocatello
5. David Burgarra (11) Minico
6. Buster Brown (11) Hillcrest



130 LBS.

1. Kaden Thueson (11) Nampa
2. Connor Bingham (11) Blackfoot
3. Tim Klippert (12) Lakeland
4. Brady Echevarria (11) Kuna
5. Jonathan Wood (11) Rigby
6. Steven Meland (11) Nampa



135 LBS.

1. Anthony Weerheim (12) Preston
2. Alex Vickers (12) Skyview
3. Abner Cook (10) Pocatello
4. Cody Lords (10) Kuna
5. Nico Pinque (11) Mountain Home
6. Darren Thompson (12) Sandpoint



140 LBS.

1. Tayson Beck (11) Columbia
2. Thomas Thiel (12) Bonneville
3. Calvin Vivier (11) Mountain Home
4. Jerod Hammond (11) Burley
5. Dustin Springer (12) Lakeland
6. Britt Coray (12) Pocatello



145 LBS.

1. Zach Horsley (12) Lakeland
2. Kyle Cooley (12) Rigby
3. Ruben Hernandez (10) Blackfoot
4. Terrance Johnson (12) Pocatello
5. Jordan Bird (12) Bonneville
6. Brian Cosgrove (11) Pocatello



152 LBS.

1. Kyle Meschko (12) Sandpoint
2. Tyler Dietrich (12) Preston
3. RJ Colo (11) Nampa
4. Colby Anderson (12) Minico
5. Dallas Warren (10) Pocatello
6. Justin Welch (12) Rigby



160 LBS.

1. Kyle Sargent (11) Blackfoot
2. Kori Andrews (12) Mountain Home
3. Mat Kinn (11) Columbia
4. Jareb Landon (11) Hillcrest
5. Jordan Vert (12) Wood River
6. Matt Jordan (12) Middleton



171 LBS.

1. Jerod Morris (12) Sandpoint
2. JC Percy (11) Blackfoot
3. Hiram Knapp (12) Preston
4. Miguel Simental (10) Minico
5. Scott Underdahl (12) Lakeland
6. Chris Knudson (11) Mountain Home



189 LBS.

1. Alfonso Hernandez (11) Blackfoot
2. Taylor Morris (12) Sandpoint
3. Steven Stores (12) Lakeland
4. John Williams (11) Bonneville
5. Corbin Bowers (11) Burley
6. Collin Hand (11) Wood River



215 LBS.

1. Brad Moreau (12) Bonneville
2. Kip Ramos (10) Nampa
3. Sergio Archuletta (12) Pocatello
4. Tyson Sessions (12) Mountain Home
5. Jordan Hick (10) Columbia
6. James Swenson (12) Jerome



285 LBS.

1. Gary Roberts (12) Nampa
2. Cody Harvey (12) Middleton
3. Jared Richardson (10) Bonneville
4. Blake Pharis (12) Mountain Home
5. TJ Carpenter (10) Blackfoot
6. Cody Hunsaker (12) Preston

3a state wrestling individual champions

Holt Arena, Pocatello



103 LBS.

- | | |
|-------------------------|----------------|
| 1. Otto Phillips (10) | Salmon |
| 2. Michael Wheat (10) | Marsh Valley |
| 3. Brock Banta (9) | South Fremont |
| 4. Roy Martinez (10) | Fruitland |
| 5. Jonathan Turpin (10) | Snake River |
| 6. Chad Curry (10) | American Falls |



112 LBS.

- | | |
|-----------------------|----------------|
| 1. Josh Morris (11) | Marsh Valley |
| 2. Mario Prado (11) | Weiser |
| 3. Derek Andrews (11) | Shelley |
| 4. Jake Sherburn (9) | American Falls |
| 5. Chad Ramirez (12) | Fruitland |
| 6. John Primer (9) | St. Maries |



119 LBS.

- | | |
|----------------------------|----------------|
| 1. Michael Villapando (10) | Fruitland |
| 2. Justin Ishino (12) | Shelley |
| 3. Chris Moody (12) | Kimberly |
| 4. Cade Nebeker (11) | Salmon |
| 5. Kody Laggis (10) | American Falls |
| 6. Jeremiah Solt (11) | Bonnors Ferry |



125 LBS.

- | | |
|------------------------|----------------|
| 1. Paden Johnson (10) | American Falls |
| 2. Patrick Neal (12) | Timberlake |
| 3. Tyson Olsen (12) | Salmon |
| 4. Lance Dilworth (12) | Bear Lake |
| 5. Julio Regalado (11) | Fruitland |
| 6. Derrik Sifford (12) | Weiser |



130 LBS.

- | | |
|-------------------------|---------------|
| 1. Stephen Sparks (12) | Shelley |
| 2. Tyson Ward (10) | Bear Lake |
| 3. Blair Gerratt (11) | Gooding |
| 4. Dayne Swisher (10) | Bonnors Ferry |
| 5. Preston O'Neill (11) | Kellogg |
| 6. Mario Flores (10) | Payette |

Team Champions

- | | |
|-------------------|--------|
| 1. Shelley | 270.50 |
| 2. American Falls | 187.50 |
| 3. Weiser | 174.00 |
| 4. Fruitland | 109.50 |

Officials

- | | | | |
|----------------|----------------|---------------|---------------|
| Ryan Wood | Merrill Owens | George Germer | Rich Kriete |
| Rocky Lima | Dan Neef | Toby Cummings | Doug O'Bryan |
| Craig Maki | Scott Thompson | Rick Stimpson | Arne Jones |
| Vance Andersen | Layne Dalley | Dale Gardner | Roger Gottlob |



135 LBS.

- | | |
|--------------------------|--------------|
| 1. Golden Zollinger (12) | Declo |
| 2. Brayden Buxton (12) | Teton |
| 3. Corby Dixon (11) | Bear Lake |
| 4. Will Yergler (12) | Kellogg |
| 5. Tucker Lierman (12) | Kimberly |
| 6. Robert Loesch (12) | Priest River |



140 LBS.

- | | |
|--------------------------|----------------|
| 1. David Hayes (12) | Timberlake |
| 2. Jaksen Cotterell (11) | Shelley |
| 3. Kyle DeYoung (12) | Weiser |
| 4. Nick Mulberry (12) | Kimberly |
| 5. Gary Singleton (11) | South Fremont |
| 6. Chance Wilding (12) | American Falls |



145 LBS.

- | | |
|-------------------------|----------------|
| 1. Xavier Callejas (11) | Shelley |
| 2. Drew Bingham (12) | Fruitland |
| 3. Kolby Van Orden (11) | Snake River |
| 4. David Bilbao (12) | Weiser |
| 5. Stetson Smith (12) | American Falls |
| 6. Ross Koyle (11) | Gooding |



152 LBS.

- | | |
|--------------------------|----------------|
| 1. Murdoch Miller (12) | American Falls |
| 2. Ken Swift (12) | Bonnors Ferry |
| 3. Dustin Balmforth (12) | Shelley |
| 4. Bryan Martinat (12) | Homedale |
| 5. Ryon Sirucek (11) | Buhl |
| 6. Ryker Ranstrom (12) | Snake River |

February 22 - 24, 2007



160 LBS.

- | | |
|-------------------------|----------------|
| 1. Brad Darrington (12) | Shelley |
| 2. Ray Hinshaw (12) | Priest River |
| 3. Will Callejas (12) | Shelley |
| 4. Nate Barnard (12) | American Falls |
| 5. Jordan Monroe (12) | Declo |
| 6. Brian Ellis (12) | Snake River |



171 LBS.

- | | |
|---------------------------|----------------|
| 1. Randy Searle (12) | Shelley |
| 2. K.C. Qualls (11) | American Falls |
| 3. Kyle Joiner (12) | St. Maries |
| 4. Trevor Maddox (11) | Weiser |
| 5. Cameron Archibald (11) | Shelley |
| 6. Michael Peterson (11) | Priest River |



189 LBS.

- | | |
|---------------------------|--------------|
| 1. Jacob Scharbrough (11) | Weiser |
| 2. Scott Holbrook (12) | Timberlake |
| 3. Klayton Layman (11) | Shelley |
| 4. Trevor Johnson (12) | Marsh Valley |
| 5. Zach Freitas (12) | Priest River |
| 6. Doug Yearout (11) | St. Maries |



215 LBS.

- | | |
|-----------------------|---------------|
| 1. Kyle Burch (12) | Weiser |
| 2. Cory Harrison (11) | Payette |
| 3. Joe Lewis (12) | Bonnors Ferry |
| 4. Josh Dally (11) | Marsh Valley |
| 5. Jozef Musial (12) | Bonnors Ferry |
| 6. Nick Martin (10) | Snake River |



285 LBS.

- | | |
|-------------------------|----------------|
| 1. Jared Stone (12) | Bonnors Ferry |
| 2. Cody Bloom (12) | American Falls |
| 3. Amador Cortinas (11) | Homedale |
| 4. Sam Hunt (11) | Marsh Valley |
| 5. Steven Frank (12) | Kellogg |
| 6. Mitch Mortenson (11) | Sugar-Salem |

2a state wrestling individual champions

Holt Arena, Pocatello

February 22 - 24, 2007

Team Champions

- | | |
|------------------|--------|
| 1. North Fremont | 205.50 |
| 2. Challis | 171.00 |
| 3. Aberdeen | 148.00 |
| 4. New Plymouth | 124.00 |

Officials

Ryan Wood	Merrill Owens	George Germer	Rich Kriete
Rocky Lima	Dan Neef	Toby Cummings	Doug O'Bryan
Craig Maki	Scott Thompson	Rick Stimpson	Arne Jones
Vance Andersen	Layne Dalley	Dale Gardner	Roger Gottlob



103 LBS.

- | | |
|------------------------|----------------|
| 1. Ty Peck (10) | Aberdeen |
| 2. Dustin Lish (10) | Soda Springs |
| 3. Tanner Chadwick (9) | West Jefferson |
| 4. Sam Bishop (9) | North Fremont |
| 5. Zack Starr (10) | Malad |
| 6. Curtis Downs (9) | Firth |



112 LBS.

- | | |
|---------------------------|----------------|
| 1. Jonny Blaisdell (11) | Malad |
| 2. Harold Bishop (12) | North Fremont |
| 3. Preston Walker (9) | Orofino |
| 4. Roy Getty (10) | Challis |
| 5. Dallin Christensen (9) | Melba |
| 6. Nick Sewell (11) | West Jefferson |



119 LBS.

- | | |
|---------------------------|---------------|
| 1. Jacob Glider (11) | North Fremont |
| 2. Kyle Johnshoy (10) | Melba |
| 3. Devin Skidmore (10) | Malad |
| 4. Shayde Stotts (11) | Soda Springs |
| 5. Trevor Jolley (11) | Firth |
| 6. Jeremiah Robinson (11) | Challis |



125 LBS.

- | | |
|---------------------------|----------------|
| 1. Tyler Brooks (11) | North Fremont |
| 2. Dusty Funderburg (12) | Kamiah |
| 3. Preston McCulloch (10) | West Jefferson |
| 4. Karsten Frecker (11) | Ririe |
| 5. Andrew Wallace (12) | Aberdeen |
| 6. Andrew Ringling (10) | Wendell |



130 LBS.

- | | |
|-------------------------|---------------|
| 1. Chase Telford (12) | Firth |
| 2. Robin Bullcreek (12) | Malad |
| 3. Ty Saylor (11) | Raft River |
| 4. Clint Feldner (10) | New Plymouth |
| 5. Koyle Parkinson (11) | North Fremont |
| 6. Craig Nelson (11) | Parma |



135 LBS.

- | | |
|-----------------------|---------------|
| 1. Dillon Lenius (11) | Potlatch |
| 2. Justin Baker (11) | Challis |
| 3. Ace Jones (12) | Raft River |
| 4. Cody Slade (11) | Wendell |
| 5. Ben Dolezal (11) | North Fremont |
| 6. Dalton Koplín (10) | Parma |



140 LBS.

- | | |
|------------------------|---------------|
| 1. Kaden Piva (11) | Challis |
| 2. Mitch Jolley (12) | Firth |
| 3. Luke Lane (10) | Kamiah |
| 4. Ethan Beard (11) | North Fremont |
| 5. Cory Arneson (10) | Challis |
| 6. Andrew Gilbert (12) | Raft River |



145 LBS.

- | | |
|---------------------------|----------------|
| 1. A.J. Armstrong (12) | North Fremont |
| 2. Jake Peck (12) | Aberdeen |
| 3. Austin Lambertson (11) | West Jefferson |
| 4. Carlos Gonzalez (12) | Firth |
| 5. Drew Erickson (12) | Soda Springs |
| 6. Mike Moore (10) | Marsing |



152 LBS.

- | | |
|-----------------------|------------|
| 1. Skyler Cutler (10) | Challis |
| 2. Reagan ard (12) | Raft River |
| 3. Les Wright (10) | Kamiah |
| 4. Bowdrie Price (12) | Malad |
| 5. Ray Rochester (12) | Parma |
| 6. Jed Ferguson (9) | Parma |



160 LBS.

- | | |
|-------------------------|----------------|
| 1. Miguel Garcia (12) | New Plymouth |
| 2. Josh Pulliam (12) | Aberdeen |
| 3. Mitch Bitter (11) | West Jefferson |
| 4. Brock Muhlstein (12) | Oakley |
| 5. Jacob Oller (12) | North Fremont |
| 6. Chad Kaufman (12) | Grangeville |



171 LBS.

- | | |
|------------------------|----------------|
| 1. Vince Ghormley (12) | North Fremont |
| 2. Alex Cooley (12) | Potlatch |
| 3. Dan Mena (12) | New Plymouth |
| 4. Logan Barzee (12) | West Jefferson |
| 5. Matt Cornia (10) | Firth |
| 6. Sam Pulliam (11) | Aberdeen |



189 LBS.

- | | |
|------------------------|-------------|
| 1. Clayton Foster (12) | Kamiah |
| 2. Collen Jackson (11) | Grangeville |
| 3. Bryan Pierson (11) | Challis |
| 4. Jerhamey Hess (12) | Aberdeen |
| 5. Mark Finley (11) | Parma |
| 6. Ryan Henry (12) | Valley |



215 LBS.

- | | |
|----------------------|--------------|
| 1. Tyler Brooks (12) | Orofino |
| 2. Trey Rogers (12) | Valley |
| 3. Kyle Harmon (12) | New Plymouth |
| 4. Ryan Werth (12) | Challis |
| 5. Colter Smith (11) | Melba |
| 6. Mike Evans (10) | Malad |




285 LBS.


- | | |
|------------------------|-------------------|
| 1. Nick Povey (12) | West Side |
| 2. Jake Barnes (12) | Valley |
| 3. Syllas Gaskins (10) | New Plymouth |
| 4. Alex Amar (11) | Challis |
| 5. Dennis Wilson (11) | Orofino |
| 6. George Ash (12) | Clearwater Valley |

boys' state basketball champions

5A




Madison High School




4A




Burley High School



3A



Shelley High School




Officials

- District I Paul Manzardo, Bill Bopp, Brian Carlson
- District II Shannon Wilson, Warren Beckman, Josh Eckert
- District III Perry Kerfoot, Tyson Jones, Darren Krzesnik, Ron Ford, Mike Dockter, Jayson Bruce, Mike Nauman
- District IV Jeff Hall, Ron Dietz, Chris Waitley, Rick Dayley
- District V Greg Harding, Doug Carlson, Ben Carlson
- District VI Dan Andreason, Brad Hadley, Hugh Foster, Steve Belnap

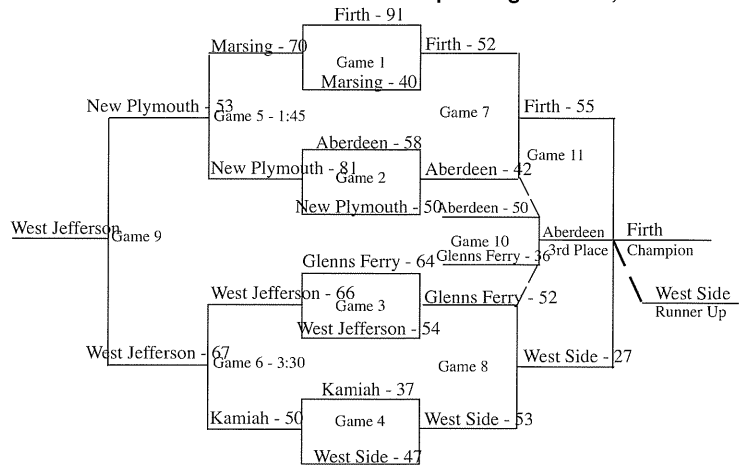
boys' state basketball champions

2A

March 1 - 3, 2007
Capital High School, Boise




Firth High School

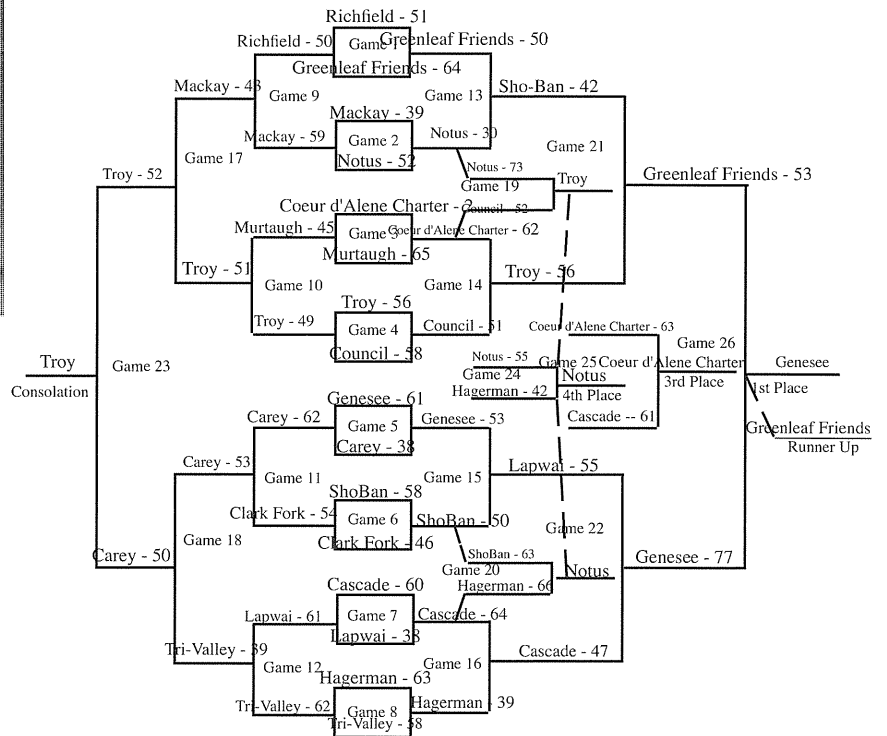


1A

February 28 - March 3, 2007
Caldwell & Vallivue High Schools



Genesee High School



Officials

- District I Paul Manzardo, Bill Bopp, Brian Carlson
- District II Shannon Wilson, Warren Beckman, Josh Eckert
- District III Perry Kerfoot, Tyson Jones, Darren Krzesnik, Ron Ford, Mike Dockter, Jayson Bruce, Mike Nauman
- District IV Jeff Hall, Ron Dietz, Chris Waitley, Rick Dayley
- District V Greg Harding, Doug Carlson, Ben Carlson
- District VI Dan Andreason, Brad Hadley, Hugh Foster, Steve Belnap

state track & field team scores

Delbert Bennett, Starter
 Rich Condie, Starter
 Tim Dunne, Starter
 Rick Johnson, Starter
 Les MacDowell, Starter
 Randy Powell, Starter

May 17-19, 2007
Boise State University

Wayne Rexford, Starter
 Charles Steinbronner, Starter
 Larry Verdal, Starter
 Jerry Kleinkopf, Referee
 Bob Ranells, Referee

Team Results

5A Girls		4A Boys		2A Girls		1A Boys	
1 Borah	101	1 Bishop Kelly	88	1 Nampa Christian	135	1 Raft River	65.50
2 Centennial	84.50	2 Rigby	84	2 Grangeville	60.50	2 Genesee	49
3 Boise	74	3 Middleton	60.50	3 Orofino	50	3 Lighthouse Christian	43
4 Highland	54	4 Kuna	42	4 West Jefferson	43	4 Cascade	39
5 Timberline	51	5 Emmett	41	5 Soda Springs	39	5 Dietrich	35
6 Skyline	49	6 Moscow	40.50	6 Challis	38.50	6 Carey	32
7 Madison	41	7 Blackfoot	39.50	7 Valley	36	7 Coeur d'Alene Charter	30
8 Mountain View	35	8 Nampa	38	8 West Side	34	8 Oakley	28.50
9 Meridian	34	9 Mountain Home	37	9 Firth	30.50	9 Salmon River	27
10 Twin Falls	28	10 Century	31	10 Kamiah	30	9 Deary	27
11 Idaho Falls	27.50	11 Bonneville	28	11 Butte County	28	11 Nezperce	25
12 Lewiston	25.50	12 Preston	27	12 Melba	24	12 Hagerman	24
13 Vallivue	25	12 Hillcrest	27	13 Ririe	23.75	13 Lapwai	22
14 Lake City	20.50	14 Jerome	23	14 New Plymouth	22	14 Meadows Valley	20
15 Coeur d'Alene	18	15 Minico	21	15 Potlatch	20	15 Troy	19
16 Capital	17	16 Lakeland	20	16 Parma	18	16 Greenleaf Friends	18
17 Eagle	10	17 Pocatello	18	17 Wendell	17	16 Prairie	18
18 Post Falls	5	18 Wood River	10	18 Cole Valley Christian	16	18 Highland-C	17
19 Caldwell	1	19 Sandpoint	9	19 Malad	15	18 Idaho City	17
		20 Columbia	5.50	20 Aberdeen	14	20 North Gem	15.50
		21 Burley	4	21 Marsing	4	21 Castleford	15
		22 Skyview	3	22 Grace	3.75	22 Kootenai	14.50
5A Boys		3A Girls		2A Boys		1A Girls	
1 Borah	99	1 Sugar-Salem	96	1 Firth	142	1 Prairie	76
2 Meridian	69	2 South Fremont	63	2 Nampa Christian	86	2 Lapwai	75
3 Lewiston	66.50	3 Bonners Ferry	61	3 Orofino	70.50	3 Coeur d'Alene Charter	66
4 Vallivue	57	4 Shelley	56	4 West Jefferson	58.25	4 Raft River	38.50
5 Lake City	52.50	5 Priest River	47	5 Ririe	42.75	5 North Gem	33
6 Eagle	52	6 Declo	44	6 Soda Springs	39	6 Mackay	30
7 Capital	50.50	7 Gooding	37	7 Grace	34		
8 Madison	37	7 Buhl	37	8 Challis	29		
9 Mountain View	36.50	9 McCall-Donnelly	35	9 Butte County	25		
10 Boise	36	9 Bear Lake	35	9 Cole Valley Christian	25		
11 Highland	34	11 Timberlake	29	9 West Side	25		
12 Centennial	32	12 Kellogg	27.50	12 Grangeville	22		
13 Twin Falls	22	13 Weiser	27	13 New Plymouth	19		
14 Skyline	13	14 American Falls	18	13 Parma	19		
15 Caldwell	11.50	15 Salmon	16	15 Wendell	12.50		
16 Idaho Falls	9.50	15 Kimberly	16	16 Kamiah	12		
17 Post Falls	9	17 Snake River	13	17 Glenns Ferry	10		
18 Coeur d'Alene	8	18 Filer	10	18 Aberdeen	9		
19 Timberline	6	19 Homedale	9	19 North Fremont	7		
		19 Fruitland	9	20 Marsing	6		
		21 St. Maries	6	21 Malad	5		
		22 Payette	5.50	22 Valley	2		
		23 Teton	1	23 Potlatch	1		
4A Girls		3A Boys		1A Girls			
1 Rigby	111.50	1 Timberlake	101.50	1 Prairie	76		
2 Emmett	60	2 Shelley	87	2 Lapwai	75		
3 Sandpoint	57	3 Homedale	63	3 Coeur d'Alene Charter	66		
4 Jerome	51	4 Filer	53	4 Raft River	38.50		
5 Bishop Kelly	44	5 Weiser	47	5 North Gem	33		
6 Middleton	40.50	6 Sugar-Salem	38.50	6 Mackay	30		
7 Century	39	7 Payette	34.33				
8 Bonneville	38	8 Gooding	32.33				
9 Pocatello	37	9 Bear Lake	29				
10 Mountain Home	34	10 Snake River	28.33				
11 Preston	27	11 South Fremont	28				
11 Nampa	27	12 McCall-Donnelly	23				
13 Minico	25	12 Declo	23				
14 Lakeland	23	14 Salmon	22				
15 Moscow	20	15 Kellogg	18				
16 Skyview	19						
17 Burley	15						
18 Columbia	14						
19 Wood River	9						
20 Hillcrest	6						
21 Kuna	3						
22 Blackfoot	1						

5A Girls' Winners

100 Meter Dash

1	Camille Marchand	11	Highland	12.26
2	La Shawn Williams	12	Boise	12.37
3	Daria Johnson	12	Centennial	12.46
4	Allyssa Laritz	11	Meridian	12.58
5	Dana Lapinel	9	Boise	12.71
6	Malia Hendrix	12	Timberline	12.80
7	Kelsie Latimore	11	Highland	12.98
8	Michelle Stultz	12	Skyline	13.37

200 Meter Dash

1	Camille Marchand	11	Highland	25.28
2	Courtney Danielson	10	Vallivue	25.38
3	La Shawn Williams	12	Boise	25.64
4	Allyssa Laritz	11	Meridian	26.02
5	Daria Johnson	12	Centennial	26.25
6	Kelsie Latimore	11	Highland	26.62
7	Dana Lapinel	9	Boise	26.66
8	Stephanie Dilulo	10	Meridian	26.90

400 Meter Dash

1	Alyssa Covington	11	Borah	58.34
2	Samantha Thayne	11	Highland	58.67
3	Meagan Platt	11	Borah	58.96
4	Lisa Drury	10	Eagle	59.22
5	Holly Hoagland	12	Mountain View	59.41
5	Dana Lapinel	9	Boise	159.41
7	Kacy Wessels	12	Lewiston	59.47
8	Brittney Karl	10	Madison	59.72

800 Meter Run

1	Sara Shields	10	Timberline	2:17.44
2	Sarah Olson	10	Boise	2:17.49
3	Jacque Sahlberg	11	Boise	2:19.22
4	Anne Lovelace	11	Boise	2:19.78
5	Lauren Schaffer	11	Timberline	2:20.16
6	Rachael Park	12	Lewiston	2:21.27
7	Marissa Sanchez	11	Twin Falls	2:21.75
8	Alexi Hawkins	10	Mountain View	2:23.11

1600 Meter Run

1	Nicole Nielsen	10	Borah	5:03.58
2	Erica Wendt	12	Skyline	5:06.67
3	Anna Stone	12	Coeur d'Alene	5:07.38
4	Sarah Olson	10	Boise	5:08.02
5	Anne Lovelace	11	Boise	5:08.08
6	Bug Simmons	10	Mountain View	5:08.91
7	Jacque Sahlberg	11	Boise	5:10.18
8	Alex Litzsinger	10	Highland	5:18.96

3200 Meter Run

1	Nicole Nielsen	10	Borah	11:01.98
2	Anne Lovelace	11	Boise	11:09.84
3	Anna Stone	12	Coeur d'Alene	11:10.45
4	Karleigh Gempler	12	Borah	11:13.70
5	Sarah Olson	10	Boise	11:17.27
6	Jacque Sahlberg	11	Boise	11:21.36
7	Erica Wendt	12	Skyline	11:24.49
8	Bug Simmons	10	Mountain View	11:42.96

100 Meter Hurdles

1	Tierra Lumpkin	12	Skyline	14.48
2	Jenne Childs	11	Timberline	15.21
3	Holly Hoagland	12	Mountain View	15.23
4	Sam Neilson	10	Capital	15.82
5	Chari Hawkins	9	Madison	16.15
6	Arica Johnson	12	Lake City	16.17
7	Caitlin Warbis	12	Centennial	16.39
8	Eden Rasmussen	11	Idaho Falls	16.54

300 Meter Hurdles

1	Tierra Lumpkin	12	Skyline	44.20
2	Arica Johnson	12	Lake City	45.59
3	Ashley Irons	12	Twin Falls	46.08
4	Amy Ciaccio	12	Centennial	46.50
5	Erin Harris	12	Skyline	47.16
6	Janie Perez	11	Lewiston	47.33
7	Sam Neilson	10	Capital	47.38
8	Eden Rasmussen	11	Idaho Falls	47.56

4x100 Meter Relay

1	Meridian	49.36
2	Centennial	49.83
3	Timberline	49.90
4	Highland	50.45
5	Twin Fall	50.51
6	Skyline	50.74
7	Lake City	51.83
—	Boise	DQ

4x200 Meter Relay

1	Meridian	1:45.06
2	Mountain View	1:45.20
3	Lewiston	1:45.54
4	Twin Falls	1:46.09
5	Borah	1:46.39
6	Vallivue	1:47.73
7	Skyline	1:47.95
8	Post Falls	1:48.09

4x400 Meter Relay


1	Timberline	3:58.49
2	Lewiston	4:03.90
3	Centennial	4:04.52
4	Borah	4:04.63
5	Vallivue	4:05.68
6	Twin Falls	4:06.67
7	Highland	4:08.64
8	Madison	4:09.52

800 Sprint Medley

1	Timberline	1:48.77
2	Highland	1:49.18
3	Mountain View	1:49.62
4	Borah	1:49.65
5	Vallivue	1:50.37
6	Madison	1:51.21
7	Lewiston	1:51.32
8	Centennial	1:52.52


state track & field individual champions

5A Girls' Winners, continued



Girls High Jump

1	Lisa Bishop	12	Idaho Falls	5-02.00
1	Michelle Glass	10	Borah	J5-02.00
3	Ashley Schmidt-Carr	12	Centennial	5-00.00
3	Valerie Jenkins	9	Vallivue	J5-00.00
3	Eden Rasmussen	11	Idaho Falls	J5-00.00
3	Chari Hawkins	9	Madison	5-00.00
3	Tiffany Kuehn	9	Lake City	J5-00.00
8	Sandy Martin	10	Lewiston	4-10.00
8	Aubree Grover	11	Madison	4-10.00




Triple Jump

1	Sam Neilson	10	Capital	37-00.75
2	Taylor Hagood	9	Centennial	36-10.00
3	Alyssa Covington	11	Borah	35-04.25
4	Ashley Godsey	12	Centennial	34-05.00
5	Melissa Williams	12	Centennial	J34-05.00
6	Rachel Lane	10	Meridian	33-04.50
7	Jolyn Wendt	10	Skyline	34-02.00
8	Robin Lynch	12	Lake City	J32-08.25



Pole Vault

1	Ashley Godsey	12	Centennial	12-00.00
2	BreAnna Craig	12	Idaho Falls	11-00.00
2	Tina Connolly	12	Boise	10-06.00
3	Theresa Waybright	10	Borah	J10-06.00
5	Brenna Lawson	12	Lake City	10-00.00
6	Danielle Valentine	11	Vallivue	J9-06.00
6	Jolyn Wendt	10	Skyline	9-06.00
8	Becca Clark	9	Meridian	9-00.00



Shot Put

1	Brittany Wright	12	Madison	40-08.00
2	Kristin Wiberg	11	Centennial	39-05.50
3	Maryn Pincock	11	Borah	36-11.00
4	Jodie Hunter	11	Idaho Falls	34-11.00
5	Maggie Burton	11	Madison	34-08.50
6	Hallie Koeppen	9	Eagle	34-03.00
7	Marissa Armour	10	Coeur d'Alene	34-02.50
8	Melannie McLaughlin	11	Caldwell	34-01.50



Long Jump


1	Alyssa Covington	11	Borah	17-07.25
2	Kaydi Blackstock	9	Borah	16-10.00
3	Taylor Hagood	9	Centennial	16-08.00
4	Ashley Godsey	12	Centennial	16-06.75
5	Circe Cansino	12	Post Falls	16-06.50
6	Caitlin Beausoleil	12	Skyline	16-05.50
7	Chari Hawkins	9	Madison	16-01.25
8	Katy Tai	12	Centennial	16-00.25



Discus Throw


1	Brittany Wright	12	Madison	125-10
2	Risa Casperson	12	Twin Falls	118-11
3	Sheena Brumbelow	12	Mountain View	110-10
4	Emma Filiaga	10	Highland	109-04
5	Marissa Armour	10	Coeur d'Alene	107-10
6	Maryn Pincock	11	Borah	107-00
7	Audrey Gatewood	11	Eagle	105-02

5A Boys' Winners




100 Meter Dash

1	Van Drumgoole	11	Vallivue	10.83
2	Dominic Schmidt	12	Lewiston	11.11
3	Jeff Strong	12	Timberline	11.17
4	Johnny Bute	12	Borah	11.19
5	Andrew Castenada	12	Vallivue	11.24
6	Keith Bowens	10	Meridian	11.30
7	Jake Rhodes	12	Coeur d'Alene	11.31
8	Mike Dilulo	11	Meridian	11.41




800 Meter Run

1	John Coyle	11	Lake City	1:57.11
2	Cody Rome	11	Eagle	1:58.04
3	Richard Bounds	11	Centennial	1:58.74
4	Logan Frederickson	10	Lake City	1:59.37
5	Alex Goold	12	Mountain View	2:00.30
6	Chaz Anestos	11	Highland	2:00.63
7	Jared Nielson	11	Borah	2:01.56
8	Chris Schenk	11	Twin Falls	2:01.61



200 Meter Dash

1	Drew Smith	12	Borah	21.76
2	Van Drumgoole	11	Vallivue	21.89
3	Dominic Schmidt	12	Lewiston	22.35
4	Andrew Castenada	12	Vallivue	22.44
5	Curtis Ferrin	11	Madison	22.45
6	Corbin Latimore	11	Highland	22.54
7	Jake Rhodes	12	Coeur d'Alene	22.59
8	Mike Dilulo	11	Meridian	22.99




1600 Meter Run

1	Taylor Farnsworth	12	Highland	4:18.38
2	John Coyle	11	Lake City	4:19.75
3	Nick Bolinder	12	Boise	4:22.19
4	Eric Fitzpatrick	9	Boise	4:23.08
5	Mike Armon	12	Coeur d'Alene	4:24.21
6	Cody Rome	11	Eagle	4:25.90
7	Derrek Gunn	11	Mountain View	4:26.39
8	Cody Helbling	9	Lake City	4:26.54



400 Meter Dash

1	Steve Anderson	12	Vallivue	48.90
2	Israel Shebley	12	Capital	50.62
3	Raymond Smith Jr	11	Boise	50.72
4	Parker Ward	11	Eagle	50.92
5	Emerson Follett	12	Lewiston	50.93
6	Spencer Meinburg	12	Meridian	51.28
7	Matt Stark	12	Mountain View	51.45
8	Mike West	10	Skyline	52.21



3200 Meter Run


1	Taylor Farnsworth	12	Highland	9:16.28
2	Nick Bolinder	12	Boise	9:38.85
3	Eric Fitzpatrick	9	Boise	9:45.42
4	Ryan Saunders	11	Capital	9:46.97
5	David Vance	12	Idaho Falls	9:47.75
6	Sean Huey	12	Borah	9:51.59
7	Cody Helbling	9	Lake City	9:56.20
8	Sawyer Bosch	12	Borah	9:56.58

5A Boys' Winners, continued



110 Meter Hurdles

1	Andrew Blaser	12	Meridian	14.86
2	Bryce Maybee	12	Madison	15.00
3	Terriel Thomas	12	Borah	15.32
4	Brad Reynolds	12	Post Falls	15.47
5	JC Kulm	12	Borah	15.67
6	Michael Davenport	12	Highland	15.81
7	Harrison Green	12	Capital	15.97
8	Jesse Ohs	11	Lake City	16.22



High Jump

1	Brandon McNew	12	Twin Falls	6-06.00
2	Andrew Blaser	12	Meridian	6-02.00
2	Ryan Bowen	11	Lewiston	J6-02.00
4	Terriel Thomas	12	Borah	J6-00.00
4	JC Kulm	12	Borah	J6-00.00
4	Calvin Hatfield	12	Mountain View	J6-00.00
4	Alan Turnblom	10	Mountain View	6-00.00
4	Jason Turblon		Mountain View	J6-00.00
4	Eric Hillam	10	Idaho Falls	6-00.00



300 Meter Hurdles

1	Adam Bunch	10	Borah	J38.86
1	Andrew Blaser	12	Meridian	38.86
3	Terriel Thomas	12	Borah	39.78
4	Ian Pellerin	12	Meridian	40.03
5	Brad Reynolds	12	Post Falls	40.19
6	Bryce Maybee	12	Madison	40.85
7	Ryan Bowen	11	Lewiston	40.87
8	Josh VanCleave	12	Lake City	41.81




Pole Vault

1	Braydon Bringhurst	12	Centennial	15-00.00
2	Luke Schaffer	11	Eagle	14-06.00
3	Sam Hansen	10	Madison	14-00.00
4	Anjru Sperry	12	Mountain View	13-06.00
5	Nick Reedy	12	Mountain View	13-00.00
6	Zach Saleen	10	Capital	12-06.00
6	Ethan Monroe	12	Lewiston	12-06.00
6	James Atkins	11	Lake City	12-06.00



4x100 Meter Relay

1	Borah	42.55
2	Meridian	42.68
3	Madison	43.39
4	Skyline	43.62
5	Lake City	43.83
6	Eagle	44.17
7	Centennial	52.86
—	Highland	DNF



Long Jump

1	Ryan Bowen	11	Lewiston	22-08.00
2	Justin Coates	12	Skyline	21-10.75
2	Nils Peterson	12	Eagle	21-10.75
4	Will Uebelacker	12	Boise	21-08.50
5	Reece Johnson	12	Centennial	21-04.50
6	Andrew Blaser	12	Meridian	J21-04.50
7	Parker Ward	11	Eagle	21-03.50
8	Brandon McNew	12	Twin Falls	21-00.50



4x200 Meter Relay

1	Borah	1:29.79
2	Lewiston	1:29.96
3	Meridian	1:30.55
4	Eagle	1:30.63
5	Highland	1:31.32
6	Centennial	1:31.61
7	Madison	1:31.70
8	Lake City	1:31.84



Triple Jump

1	Tyler Evans	11	Mountain View	*47-10.25
2	Kasen Covington	9	Capital	47-02.00
3	Andre Archer	11	Caldwell	44-06.00
4	Marcus Oakes	11	Capital	43-10.00
5	Brandon McNew	12	Twin Falls	43-02.00
6	Sam Saunders	12	Capital	J43-02.00
6	Steve Kopp	12	Vallivue	43-01.00
8	Dan Taylor	10	Idaho Falls	42-05.50



4x400 Meter Relay

1	Vallivue	3:22.98
2	Madison	3:23.53
3	Borah	3:23.85
4	Lewiston	3:24.84
5	Twin Falls	3:28.18
6	Centennial	3:28.59
7	Lake City	3:29.41
8	Meridian	3:30.36



Shot Put

1	Caleb McSurdy	11	Borah	56-02.00
2	Cody Hays	11	Lewiston	53-07.25
3	Carson York	12	Lake City	53-05.75
4	David Maka	12	Meridian	50-10.75
5	Derek Shoecraft	11	Capital	50-08.00
6	Bradley Meyer	12	Capital	50-07.00
7	Keoni Hance	12	Meridian	49-03.25
8	Brad Manning	11	Capital	48-03.00



1600 Sprint Medley

1	Lake City	3:32.44
2	Vallivue	3:32.47
3	Eagle	3:35.23
4	Borah	3:35.98
5	Centennial	3:36.66
6	Meridian	3:39.11
7	Twin Falls	3:41.30
8	Highland	3:44.83



Discus Throw

1	Caleb McSurdy	11	Borah	166-01
2	Cody Hays	11	Lewiston	158-09
3	Ben Black	12	Capital	153-00
4	Kyle Rothwell	10	Eagle	152-05
5	Terence Thomas	11	Caldwell	147-03
6	Bradley Meyer	12	Capital	144-10
7	Marc Gardner	12	Mountain View	140-03
8	Brad Manning	11	Capital	139-03

* New 5A record and tie with Overall Record


state track individual champions

4A Girls' Winners



100 Meter Dash

1	Sarah Hill Martinez	12	Nampa	12.77
2	Chalese West	11	Rigby	12.99
3	Molly Reid	11	Jerome	13.10
4	Vanessa Ward	11	Burley	13.17
5	Jo Byrne	12	Moscow	13.31
6	Katie Elliott	11	Hillcrest	13.40
7	Kylee Gardner	11	Bonneville	13.42
8	Delaney Fox	10	Wood River	13.44




100 Meter Hurdles

1	Katie Adams	12	Sandpoint	16.09
2	Shalyse Olsen	10	Rigby	16.19
2	Heidi Saville	12	Bonneville	16.19
4	Elena Rigggenbach	11	Jerome	16.41
5	Jo Byrne	12	Moscow	16.72
6	Emily Moranda	11	Mountain Home	16.90
7	Mckinzie Anderson	10	Rigby	17.03
—	Delaney Fox	10	Wood River	DNF



200 Meter Dash

1	Sarah Hill Martinez	12	Nampa	26.23
2	Desirae Hutchings	11	Sandpoint	26.34
3	Chalese West	11	Rigby	26.68
4	Molly Reid	11	Jerome	26.80
5	Nicole Martin	10	Minico	27.06
6	Julianne Overocker	10	Century	27.24
7	Melissa Phillips	11	Lakeland	27.46
8	Alexis Bennett	10	Middleton	27.50



300 Meter Hurdles

1	Emily Moranda	11	Mountain Home	46.14
2	Delaney Fox	10	Wood River	46.64
3	Chelsey Thayn	11	Emmett	47.56
4	Mckinzie Anderson	10	Rigby	48.03
5	Alyssa Armijo	11	Pocatello	49.74
6	Francesca Hale	10	Mountain Home	49.77
7	Larissa Dehaas	11	Bishop Kelly	49.78
8	Andrea Adams	9	Hillcrest	51.71




400 Meter Dash

1	Amber Thompson	10	Rigby	59.88
2	Ashley Jensen	9	Emmett	1:00.21
3	Kelcy Hamilton	9	Minico	1:00.42
4	Lacey Johnson	11	Preston	1:00.67
5	Kristie Sigloh	10	Mountain Home	1:00.77
6	Jenae Root	11	Middleton	1:01.06
7	Kari Rucker	10	Lakeland	1:02.01
8	Carey Downey	12	Pocatello	1:03.69




4x100 Meter Relay

1	Rigby	50.78
2	Jerome	50.90
3	Mountain Home	51.52
4	Bonneville	52.12
5	Minico	52.13
6	Middleton	52.22
7	Sandpoint	52.36
8	Hillcrest	52.44



800 Meter Run

1	Bethany McInturff	11	Century	2:17.63
2	Codi Gifford	10	Bishop Kelly	2:20.02
3	Carey Downey	12	Pocatello	2:26.31
4	Jessica Burlile	10	Bishop Kelly	2:27.03
5	Elissa Flandro	12	Bishop Kelly	2:27.48
6	Chelsey Fraser	9	Emmett	2:28.38
7	Tyshae Davis	11	Bonneville	2:28.94
8	Christine Miller	12	Sandpoint	2:32.28



4x200 Meter Relay

1	Rigby	1:47.34
2	Emmett	1:48.18
3	Minico	1:49.31
4	Preston	1:49.84
5	Middleton	1:50.72
6	Lakeland	1:50.82
7	Nampa	1:52.99
8	Blackfoot	1:54.05




1600 Meter Run

1	Bethany McInturff	11	Century	5:16.56
2	Megan Bartlett	10	Sandpoint	5:19.33
3	Cara Gillespie	11	Bishop Kelly	5:19.74
4	Codi Gifford	10	Bishop Kelly	5:23.37
5	Jordan Powell	10	Columbia	5:23.62
6	Christa Hughes	12	Nampa	5:29.81
7	Lara Tuthill	9	Bishop Kelly	5:30.81
8	Kaylee Campbell	10	Preston	5:34.76



4x400 Meter Relay

1	Bonneville	4:04.59
2	Sandpoint	4:05.61
3	Emmett	4:05.62
4	Mountain Home	4:10.84
5	Preston	4:11.26
6	Kuna	4:11.92
7	Middleton	4:12.49
8	Minico	4:25.02



3200 Meter Run

1	Megan Bartlett	10	Sandpoint	11:43.28
2	Jordan Powell	10	Columbia	11:43.55
3	Kaylee Campbell	10	Preston	11:50.97
4	Cara Gillespie	11	Bishop Kelly	12:03.67
5	Jordan Englehardt	10	Bishop Kelly	12:08.53
6	Lara Tuthill	9	Bishop Kelly	12:15.19
7	Christa Hughes	12	Nampa	12:17.49
8	Allie Ford	10	Preston	12:26.52



800 Sprint Medley

1	Emmett	1:53.11
2	Middleton	1:53.12
3	Pocatello	1:53.21
4	Lakeland	1:53.82
5	Sandpoint	1:54.08
6	Preston	1:54.91
7	Rigby	1:55.34
8	Minico	1:55.42


state track & field individual champions

4A Girls' Winners, continued




High Jump

1	Diana Blauer	11	Burley	5-04.00
2	Brooke DeMers	11	Sandpoint	J5-02.00
2	Charlee Kinghorn	12	Rigby	5-02.00
4	Cally Wilson	12	Moscow	J5-00.00
4	Terissa Sparks	12	Pocatello	5-00.00
6	Jenae Root	11	Middleton	4-10.00
6	Sarah Kaopio	9	Middleton	J4-10.00
6	Amber Thompson	10	Rigby	J4-10.00



Triple Jump

1	Terissa Sparks	12	Pocatello	*37-02.50
2	Jordan Cornelison	10	Rigby	35-11.50
3	Elena Riggenbach	11	Jerome	35-07.75
4	Heidi Saville	12	Bonneville	34-11.00
4	Shalyse Olsen	10	Rigby	33-10.25
5	Mckinzie Anderson	10	Rigby	33-07.75
7	Jasmyn Jewett	10	Mountain Home	33-07.25
8	Courtney Walker	10	Rigby	33-06.00




Pole Vault

1	Amber Thompson	10	Rigby	10-06.00
2	Ariel Johnson	11	Moscow	10-00.00
2	Reve Tortel	12	Bonneville	J10-00.00
4	Chyna Bailey	12	Rigby	J9-06.00
4	Chelsea Haydock	12	Middleton	9-06.00
4	Alexis Folkinga	11	Jerome	J9-06.00
7	Mikea Barrie	10	Minico	9-00.00
8	Lindy Strasser	12	Middleton	8-06.00



Shot Put

1	Nikkie Rudder	10	Skyview	42-03.50
2	Mesa Middleton	11	Emmett	41-02.50
3	Kristine Leonard	11	Lakeland	J37-08.00
3	Rocio Caballero-Lopez	12	Century	37-08.00
5	Carley Dranginis	10	Skyview	36-10.00
6	Taylor Madsen	11	Emmett	34-07.00
7	Lindy Lower	12	Middleton	34-05.00
8	Kendal Pyper	12	Hillcrest	34-02.00



Long Jump

1	Jordan Cornelison	10	Rigby	*18-02.75
2	Elena Riggenbach	11	Jerome	17-05.25
3	Molly Reid	11	Jerome	17-01.25
4	Terissa Sparks	12	Pocatello	16-10.25
5	Shandi Weaver	11	Rigby	16-04.50
6	Kaitlyn Smith	11	Middleton	16-02.00
7	Taylee King	9	Preston	15-11.50
8	Jasmyn Jewett	10	Mountain Home	15-10.75



Discus Throw 4A

1	Rocio Caballero-Lopez	12	Century	117-07
2	Mesa Middleton	11	Emmett	116-02
3	Kristine Leonard	11	Lakeland	113-04
4	Nikkie Rudder	10	Skyview	110-09
5	Lindy Lower	12	Middleton	107-09
6	Sheyla Zuniga	12	Jerome	105-03
7	Amanda Moe	11	Columbia	100-03
8	Tristian Rasmussen	12	Minico	98-02

* New 4A record

4A Boys' Winners



100 Meter Dash

1	Thomas Estlick	12	Middleton	11.03
2	Kirk Miller	12	Kuna	11.22
3	Thomas Thiel	12	Bonneville	11.28
4	Damian Burchard	11	Middleton	11.39
5	Bowin Pearson	12	Blackfoot	11.40
6	Aaron Jackson	10	Jerome	11.42
7	Dallas Bodkin	11	Blackfoot	11.48
8	Robert Moss	12	Mountain Home	11.55



800 Meter Run

1	Spencer Carter	12	Bishop Kelly	1:55.32
2	Kevin Higgs	12	Nampa	1:57.21
3	Clay Kohler	12	Preston	1:57.62
4	Steven Farr	12	Moscow	1:58.01
5	Wylie Foss	10	Bishop Kelly	2:00.63
6	Bren Browning	12	Rigby	2:01.03
7	Steven Davies	12	Hillcrest	2:02.36
8	Bryan Mansfield	12	Skyview	2:03.28



200 Meter Dash

1	Thomas Estlick	12	Middleton	22.38
2	Thomas Thiel	12	Bonneville	22.64
3	Bowin Pearson	12	Blackfoot	22.81
4	Eddie Foust	12	Nampa	22.98
5	Aaron Jackson	10	Jerome	23.14
6	Damian Burchard	11	Middleton	23.17
7	Zach Ingraham	10	Jerome	23.28
8	Anthony Williams	11	Moscow	23.46




1600 Meter Run

1	Chio Lopez	12	Century	*4:17.99
2	Spencer Carter	12	Bishop Kelly	4:26.10
3	Kevin Higgs	12	Nampa	4:30.79
4	Paul Sartin	12	Bishop Kelly	4:32.21
5	Steven Farr	12	Moscow	4:32.88
6	Kyle Gebbs	12	Hillcrest	4:33.74
7	Dacoda Elison	10	Preston	4:36.04
8	Aaron Jenkins	11	Century	4:36.93



400 Meter Dash

1	Kirk Miller	12	Kuna	49.97
2	Thomas Lammers	12	Pocatello	50.65
3	Ryan Bokan	12	Bishop Kelly	50.73
4	Anthony Williams	11	Moscow	50.90
5	Justin Yardley	12	Preston	51.67
6	Steven Hanni	12	Lakeland	51.80
7	Raphael Zepeda	11	Jerome	52.12
8	Jordan Wayman	11	Columbia	52.29




3200 Meter Run

1	Chio Lopez	12	Century	*9:27.73
2	Paul Sartin	12	Bishop Kelly	9:56.31
3	Aaron Jenkins	11	Century	9:57.73
4	Robbie Newman	12	Minico	10:04.78
5	Taylor Bean	10	Burley	10:11.12
6	Neil Easter	11	Columbia	10:17.35
7	Cameron Seamons	12	Blackfoot	10:25.36
8	Ryan Gross	10	Preston	10:26.28

* New 4A record


state track individual champions

4A Boys' Winners, continued



110 Meter Hurdles

1	Chase Phillips	12	Rigby	15.27
2	Brandon Doble	12	Mountain Home	15.43
3	Quentin Hansen	12	Minico	16.05
4	Tyree Harmon	9	Mountain Home	J16.32
4	Micah Floyd	12	Wood River	16.32
4	Jeff Bjorkman	12	Emmett	J16.32
7	Carl Adams	12	Hillcrest	16.85
8	Dan Mosman	11	Moscow	17.41




High Jump

1	Corbin Duer	12	Bishop Kelly	*6-06.00
2	Jaron Polatis	12	Rigby	6-04.00
2	Nick O'Briant	12	Mountain Home	J6-04.00
4	Jared Head	12	Emmett	6-02.00
4	Mitch Schwab	11	Bonneville	J6-02.00
4	TJ Drake	10	Rigby	J6-02.00
7	Erik Foreman	10	Middleton	6-00.00
7	Jordan Wayman	11	Columbia	6-00.00



300 Meter Hurdles

1	Tyler Harris	12	Middleton	38.69
2	Chase Phillips	12	Rigby	39.75
3	Brandon Doble	12	Mountain Home	40.19
4	Patrick Behre	11	Moscow	40.72
5	Logan Henderson	11	Pocatello	40.75
6	Quentin Hansen	12	Minico	41.19
7	Jeff Bjorkman	12	Emmett	41.46
8	Carl Adams	12	Hillcrest	42.31




Pole Vault

1	Corbin Duer	12	Bishop Kelly	J14-06.00
1	Thomas Thiel	12	Bonneville	14-06.00
3	Taylor Edginton	12	Rigby	13-06.00
4	Curtis Peterson	10	Rigby	J13-00.00
4	Jeremy Klas	11	Moscow	13-00.00
4	Case Hruza	12	Minico	J13-00.00
7	Dustin Springer	12	Lakeland	12-06.00
7	Drew Burnham	12	Jerome	J12-06.00



4x100 Meter Relay

1	Emmett	43.57
2	Blackfoot	43.60
3	Nampa	43.98
4	Hillcrest	44.29
5	Jerome	44.30
6	Sandpoint	45.49
—	Mountain Home	DNF
—	Century	DQ




Long Jump

1	Kirk Miller	12	Kuna	*22-08.50
2	Jeremy Daniel	12	Rigby	21-05.50
3	Tyler Harris	12	Middleton	21-01.00
4	Corbin Duer	12	Bishop Kelly	20-11.50
5	Marcus Thayn	12	Emmett	20-09.75
6	Anthony Williams	11	Moscow	20-07.00
7	Alfred Orelus	12	Nampa	20-06.50
8	Terry Walton	12	Emmett	20-01.00




4x200 Meter Relay

1	Middleton	1:30.93
2	Mountain Home	1:31.74
3	Hillcrest	1:32.08
4	Emmett	1:32.15
5	Pocatello	1:33.73
6	Minico	1:34.66
7	Lakeland	1:35.22
—	Rigby	DQ



Triple Jump

1	Kirk Miller	12	Kuna	*45-07.00
2	Corbin Duer	12	Bishop Kelly	45-00.50
3	Tyler Lott	12	Jerome	43-01.50
4	Jaron Polatis	12	Rigby	42-02.75
5	Chase Phillips	12	Rigby	42-02.00
6	Alfred Orelus	12	Nampa	42-00.00
7	Robert Hunt	11	Blackfoot	41-07.00
8	Zach Ingraham	10	Jerome	41-06.75



4x400 Meter Relay

1	Lakeland	3:28.09
2	Preston	3:28.37
3	Bishop Kelly	3:28.66
4	Middleton	3:28.88
5	Rigby	3:30.67
6	Hillcrest	3:31.03
7	Skyview	3:31.19
—	Pocatello	DQ



Shot Put

1	Clint Prestwich	12	Rigby	55-02.25
2	Paul Morgan	12	Moscow	53-10.75
3	Justin Higginson	12	Blackfoot	52-11.00
4	Corbin Miniard	12	Wood River	51-11.50
5	Jousha Driskell	12	Mountain Home	49-01.75
6	Ross Heitstumam	12	Lakeland	47-11.50
7	Mitch Decory	11	Kuna	47-06.00
8	Colby Coles	12	Emmett	46-10.75



1600 Sprint Medley

1	Bishop Kelly	*3:32.26
2	Nampa	3:35.88
3	Preston	3:37.43
4	Hillcrest	3:38.27
5	Rigby	3:42.32
6	Century	3:44.30
7	Kuna	3:49.12
8	Sandpoint	3:49.19



Discus Throw

1	Colby Coles	12	Emmett	159-02
2	Clint Prestwich	12	Rigby	155-04
3	Michael Cardinal	11	Blackfoot	151-06
4	Will Andrews	12	Sandpoint	149-07
5	Paul Morgan	12	Moscow	144-07
5	Justin Higginson	12	Blackfoot	144-07
7	Michael Decker	10	Pocatello	138-01
8	Andrew Block	12	Century	129-08

* New 4A record

3A Girls' Winners




100 Meter Dash

1	Brooke Hansen	10	Sugar-Salem	12.70
2	Sofia Hepworth	9	Sugar-Salem	13.15
3	Tabitha Clark	11	Priest River	13.26
4	Kendra Koyle	12	Declo	13.30
5	Tara Oster	11	Timberlake	13.40
6	Becca Davis	9	Fruitland	13.51
7	Kindra Galloway	9	Homedale	13.58
8	Sharelle Seward	12	Kimberly	13.66



100 Meter Hurdles

1	Britta Bartschi	12	South Fremont	16.36
2	Allie Murdock	10	Snake River	16.78
3	Samantha Hiatt	11	Bonnors Ferry	16.90
4	Kaitlin Crawford	12	McCall-Donnelly	17.06
5	Madaline Meiers	12	Buhl	17.32
6	Leah Speich	10	Salmon	17.85
7	Janelle Harker	10	Shelley	18.00
8	Hailey Gosack	12	Salmon	18.18



200 Meter Dash

1	Brooke Hansen	10	Sugar-Salem	26.23
2	Lacy Hopkins	11	Priest River	26.63
3	Tara Oster	11	Timberlake	27.19
4	Sarah Lentz	10	Kimberly	27.55
5	Jamie Muri	10	Sugar-Salem	27.60
6	Sharelle Seward	12	Kimberly	28.10
7	Becca Davis	9	Fruitland	28.20
8	Chelsea Cazier	12	Timberlake	28.48



300 Meter Hurdles

1	Nici Abramowski	11	Gooding	47.49
2	Whitney Wilson	11	Shelley	48.64
3	Samantha Hiatt	11	Bonnors Ferry	48.76
4	Kaitlin Crawford	12	McCall-Donnelly	48.83
5	Madaline Meiers	12	Buhl	49.51
6	Keisha Miller	10	Priest River	49.84
7	Saige Goff	9	Snake River	49.96
8	Stevee Alletag	10	McCall-Donnelly	50.49



400 Meter Dash

1	Lacy Hopkins	11	Priest River	59.19
2	Chelsie Hirschi	11	South Fremont	1:00.68
3	Jaqueline Lee	9	Sugar-Salem	1:01.83
4	April Jaynes	12	Buhl	1:02.12
5	Rocio Gutierrez	10	Filer	1:02.45
6	Chelsea Cazier	12	Timberlake	1:03.34
7	Lindy Gatica	9	South Fremont	1:03.98
8	Melissa Dammerman	11	McCall-Donnelly	1:05.41



4x100 Meter Relay

1	Sugar-Salem	49.80
2	Declo	52.47
3	Timberlake	52.52
4	Shelley	52.95
5	Fruitland	53.37
6	Kimberly	54.05
7	American Falls	54.65
—	Weiser	FS




800 Meter Run

1	April Jaynes	12	Buhl	2:21.60
2	Kieley Hayden	12	American Falls	2:24.58
3	Chelsea Killpack	10	Shelley	2:25.23
4	Becca Wiggins	11	Weiser	2:26.50
5	Lara Nelson	10	Gooding	2:27.94
6	Amanda Palmer	11	Weiser	2:29.86
7	Casey Hampton	12	Bonnors Ferry	2:30.43
8	Payge Jacobsen	10	Bear Lake	2:32.25



4x200 Meter Relay

1	Sugar-Salem	1:48.65
2	Shelley	1:51.85
3	Kellogg	1:52.87
4	Weiser	1:53.75
5	McCall-Donnelly	1:53.80
6	Snake River	1:56.22
—	Timberlake	DQ
—	Kimberly	DQ



1600 Meter Run

1	Cydney Jacobsen	11	Bear Lake	5:17.73
2	Macey Jones	11	Declo	5:33.62
3	Sheralyn Davidson	12	Bear Lake	5:34.09
4	Chelsea Killpack	10	Shelley	5:34.74
5	Sheyenne Dupree	9	Salmon	5:37.58
6	Casey Hampton	12	Bonnors Ferry	5:41.09
7	Amanda Palmer	11	Weiser	5:46.99
8	Melody Braden	11	Bonnors Ferry	5:48.32



4x400 Meter Relay

1	Priest River	4:12.11
2	South Fremont	4:14.17
3	Buhl	4:17.18
4	Timberlake	4:17.44
5	Gooding	4:21.28
6	McCall-Donnelly	4:23.14
7	Bear Lake	4:24.26
8	Shelley	4:27.37



3200 Meter Run

1	Cydney Jacobsen	11	Bear Lake	11:32.79
2	Amanda Palmer	11	Weiser	11:56.73
3	Sheralyn Davidson	12	Bear Lake	12:03.07
4	Chelsea Killpack	10	Shelley	12:03.85
5	Macey Jones	11	Declo	12:08.79
6	Melody Braden	11	Bonnors Ferry	12:15.21
7	Becca Wiggins	11	Weiser	12:19.25
8	Amanda Grauberger	12	American Falls	12:27.40



800 Sprint Medley

1	Priest River	1:52.91
2	Shelley	1:53.97
3	Buhl	1:55.67
4	South Fremont	1:56.61
5	Gooding	1:57.21
6	Declo	1:57.56
7	American Falls	2:01.91
8	McCall-Donnelly	2:03.66

state track individual champions

3A Girls' Winners, continued




High Jump

1	Kaitlin Crawford	12	McCall-Donnelly	5-03.00
2	Britta Bartschi	12	South Fremont	5-00.00
2	Macey Jones	11	Declo	5-00.00
4	Brittney Berry	9	American Falls	J5-00.00
5	Danielle Schaal	9	Filer	J4-10.00
6	Shelby Dufer	9	Shelley	4-10.00
7	Carlie Palmer	10	Weiser	J4-10.00
8	Ashley Wade	10	Teton	J4-10.00



Triple Jump

1	Alison Wright	11	South Fremont	35-07.75
2	Madeline Brown	12	Sugar-Salem	35-03.00
3	Nichole Dalling	11	Sugar-Salem	33-00.50
4	Alli Webb	10	Declo	32-04.75
5	Annamaria Salas	10	Homedale	32-01.75
6	Haley Ramseyer	11	Filer	31-09.50
7	Ashley Porter	12	Timberlake	J31-09.50
8	Steffanie Crow	11	Kellogg	31-05.75



Pole Vault

1	Samantha Hiatt	11	Bonnors Ferry	10-00.00
2	Camille Robertson	11	Bonnors Ferry	9-06.00
3	Shelby McNeal	10	Payette	9-00.00
3	Katie Dumont	11	Kellogg	9-00.00
5	Hailey Gosack	12	Salmon	J9-00.00
6	Michelle Williams	12	Salmon	8-06.00
7	Samantha Kelly	11	Bonnors Ferry	J8-06.00
8	Jamie Bockelman	12	Salmon	8-00.00




Shot Put

1	Kaitie Poston	12	Bonnors Ferry	43-05.00
2	Sara Campbell	12	Kellogg	35-10.50
3	Jessica Fullmer	9	South Fremont	34-01.50
4	Amber Fuller	12	St. Maries	33-09.50
5	Kara Moss	12	Declo	33-08.00
6	Nickole D'Alessio	9	Homedale	31-10.00
7	Kendra Pyles	11	Timberlake	31-07.00
8	Briana Evans	12	Gooding	31-06.50



Long Jump

1	Madeline Brown	12	Sugar-Salem	17-08.25
2	Brooke Hansen	10	Sugar-Salem	17-05.75
3	Sofia Hepworth	9	Sugar-Salem	16-07.50
4	Kaitlin Crawford	12	McCall-Donnelly	16-02.00
5	Alison Wright	11	South Fremont	16-01.50
6	Lexa Murphy	10	Kimberly	15-10.75
7	Madaline Meiers	12	Buhl	15-09.50
8	Sarah Lentz	10	Kimberly	15-08.75



Discus Throw

1	Kaitie Poston	12	Bonnors Ferry	143-08
2	Briana Evans	12	Gooding	110-07
3	Gentry Koyle	11	Gooding	106-03
4	Sara Campbell	12	Kellogg	106-02
5	Lindsey Jensen	12	Shelley	106-01
6	Britta Bartschi	12	South Fremont	102-10
7	Brittany Harris	12	Kellogg	102-04
8	Amber Fuller	12	St. Maries	98-02

3A Boys' Winners



100 Meter Dash

1	Darryl Simons	12	Shelley	11.05
2	David Liddell	12	Homedale	11.15
3	Nick Puckett	11	Timberlake	11.22
3	Casey Dabney	12	Filer	J11.22
5	John Young	12	Snake River	11.43
6	Ricky Fernandez	11	Filer	11.48
7	Jared Fullmer	11	Marsh Valley	11.53
8	Josh Goodman	11	Timberlake	11.91




800 Meter Run

1	Trent Winegar	10	Weiser	2:00.38
2	Kyler Dean	12	Gooding	2:01.06
3	Cody Dickman	10	St. Maries	2:03.47
4	Ryan Grinde	12	McCall-Donnelly	2:04.59
5	Steven Clark	12	Sugar-Salem	2:04.64
6	Jacob Timothy	12	Bear Lake	2:04.82
7	Nate McHan	12	Gooding	2:06.08
8	Robert Roy	12	Shelley	2:06.26



200 Meter Dash

1	Nick Puckett	11	Timberlake	22.22
2	Casey Dabney	12	Filer	22.29
3	Tyrel Dial	12	Shelley	22.55
4	Darryl Simons	12	Shelley	22.61
5	Ricky Fernandez	11	Filer	22.70
6	John Young	12	Snake River	22.76
7	David Liddell	12	Homedale	22.77
8	Jared Fullmer	11	Marsh Valley	23.04



1600 Meter Run

1	Frank Lagrimanta	12	Timberlake	4:29.39
2	Jacob Timothy	12	Bear Lake	4:38.71
3	Justin Rogers	12	Gooding	4:44.53
4	John Ashcraft	11	South Fremont	4:45.90
5	Dory Alleman	10	Bear Lake	4:47.07
6	Stephen Thurston	11	Sugar-Salem	4:47.98
7	Alex Crystal	11	Kimberly	4:50.86
8	Andy Yung	10	Kimberly	4:50.88



400 Meter Dash

1	Tyrel Dial	12	Shelley	49.37
2	Casey Dabney	12	Filer	49.89
3	Jared Fullmer	11	Marsh Valley	50.25
4	Garrett Brumet	12	Payette	51.11
5	Casey Denton	12	Timberlake	51.40
6	Mike Dayley	10	Sugar-Salem	51.42
7	Brandon Berquist	12	Weiser	52.74
8	Nathan Noonan	10	Salmon	53.74



3200 Meter Run


1	Frank Lagrimanta	12	Timberlake	9:47.68
2	Jacob Timothy	12	Bear Lake	10:00.93
3	John Ashcraft	11	South Fremont	10:10.50
4	Stephen Thurston	11	Sugar-Salem	10:12.42
5	Andy Yung	10	Kimberly	10:16.58
6	Matt Jones	11	Declo	10:19.20
7	Dory Alleman	10	Bear Lake	10:27.44
8	Tyson Cox	11	Shelley	10:33.21

3A Boys' Winners, continued



110 Meter Hurdles

1	Travis Maynard	12	Shelley	15.25
2	Todd Fereday	12	McCall-Donnelly	15.61
3	John Macklin	12	Timberlake	15.63
4	Damian Reynolds	9	Payette	16.09
5	KC Hulse	12	Buhl	16.21
6	Tyler Wines	12	Gooding	16.28
7	Trent Coleman	10	Weiser	16.88
8	Daniel Abud	12	American Falls	17.33




High Jump

1	Austin Emry	10	Homedale	6-04.00
2	Matt Holloway	12	Homedale	J6-04.00
3	Jared Freeman	12	South Fremont	6-00.00
4	Mark Hobbs	10	Salmon	J6-00.00
5	Austin Ferguson	11	Homedale	J6-00.00
6	Dallas Hawkes	12	Sugar-Salem	5-10.00
6	Matt Jones	11	Declo	5-10.00
8	Travis Porter	9	Timberlake	J5-10.00
8	Eric Sanders	12	Declo	J5-10.00



300 Meter Hurdles

1	Levi Powers	11	Timberlake	39.64
2	Travis Maynard	12	Shelley	39.97
3	Kyle Tschirgi	12	Payette	40.57
4	Daniel Botkin	12	Bonnors Ferry	41.17
5	Peter Duff	12	Snake River	41.36
6	Cres Beltran	11	Payette	41.42
7	Brogan Darrington	12	Declo	45.00
8	Chris Anders	12	Homedale	55.55



Pole Vault

1	Clint Gosack	10	Salmon	13-06.00
2	Daniel Abud	12	American Falls	12-06.00
3	Adam McHan	12	Gooding	J12-06.00
4	Harley Goedhart	11	Declo	J12-06.00
5	Jordan Monroe	12	Declo	J12-06.00
6	John Macklin	12	Timberlake	12-00.00
7	Sammy Mendoza	11	Payette	11-06.00
8	Andy Harper	12	Snake River	11-00.00
8	Brad White	10	Payette	11-00.00
8	Whitney Dalton	12	Gooding	11-00.00




4x100 Meter Relay

1	Shelley	43.78
2	Homedale	43.88
3	Kimberly	44.43
4	South Fremont	44.73
5	Timberlake	44.94
6	Declo	45.36
7	Snake River	45.44
8	Filer	45.51




Long Jump

1	David Liddell	12	Homedale	22-01.00
2	Kyle Tschirgi	12	Payette	21-06.00
3	Nathan Hunter	12	Shelley	21-02.75
4	Dallas Hawkes	12	Sugar-Salem	21-00.50
5	Austin Emry	10	Homedale	20-09.25
6	Kyle Gelles	11	Snake River	20-08.50
7	Levi Powers	11	Timberlake	19-11.50
8	Brogan Darrington	12	Declo	19-11.25




4x200 Meter Relay

1	Shelley	1:31.50
2	Weiser	1:31.98
3	Filer	1:32.04
4	Payette	1:33.33
5	Timberlake	1:33.85
6	Homedale	1:35.23
7	Snake River	1:37.51
—	South Fremont	DNF




Triple Jump

1	Dallas Hawkes	12	Sugar-Salem	43-09.00
2	Levi Powers	11	Timberlake	43-05.25
3	Paul Christensen	12	Fruitland	42-11.00
4	Kyle Gelles	11	Snake River	42-09.50
5	Jeremy Dalling	12	South Fremont	42-05.50
6	Austin Emry	10	Homedale	42-05.00
7	Mark Vance	12	Homedale	42-04.50
8	Jordan Ostermiller	10	Sugar-Salem	41-08.00




4x400 Meter Relay

1	Filer	3:27.24
2	Timberlake	3:27.70
3	Weiser	3:28.26
4	Shelley	3:31.16
5	Bonnors Ferry	3:32.91
6	Snake River	3:33.54
7	Declo	3:35.03
8	Gooding	3:36.27




Shot Put

1	Adam Furlin	11	Kellogg	50-01.75
2	Wyatt Baguley	12	Fruitland	49-10.00
3	Tysten Porter	12	Salmon	49-05.75
4	Randy Searle	12	Shelley	48-01.50
5	Cameron Courtnay	11	Filer	46-10.00
6	Josh Dalley	11	Marsh Valley	46-08.00
7	Nephan Dawson	11	Snake River	46-04.50
8	Mikel Overgaard	12	Weiser	45-04.50



1600 Sprint Medley

1	Timberlake	3:39.58
2	Weiser	3:39.85
3	Gooding	3:40.36
4	Sugar-Salem	3:43.04
5	McCall-Donnelly	3:47.46
6	Kimberly	3:47.50
7	Buhl	3:50.42
8	Bear Lake	3:50.95



Discus Throw

1	Mikel Overgaard	12	Weiser	149-11
2	Adam Furlin	11	Kellogg	140-11
3	Jake Davenport	11	McCall-Donnelly	138-05
4	Joe Masterson	11	Timberlake	137-11
5	Cameron Courtnay	11	Filer	135-06
6	Adam Davidson	11	Bear Lake	130-10
7	Thad Mockler	11	South Fremont	128-08
8	Jesse Daniels	12	Teton	127-09

state track individual champions

2A Girls' Winners



100 Meter Dash

1	Ellen Rouse	11	Orofino	12.53
2	Zandrea Nelson	11	Valley	12.87
3	JaniLynn DeGroot	11	Cole Valley	13.03
4	Christina Colvin	11	New Plymouth	13.23
5	Lindzee Thompson	10	Malad	13.27
6	Karen O'Brien	10	Aberdeen	13.43
7	Bailey Guthrie	11	Firth	13.44
8	Chelsea Skinner	12	Soda Springs	13.59



100 Meter Hurdles

1	Kaycee Brunel	10	Nampa Christian	15.36
2	Laura Pridgen	10	Nampa Christian	15.87
3	Karen O'Brien	10	Aberdeen	17.33
4	Kayla McMurray	9	Soda Springs	17.54
5	McKenzy Abbott	11	Ririe	17.58
6	Shelby Tritthart	10	Challis	17.76
7	Kelsie Keller	10	West Side	17.94
8	Krissy Ritter	10	Ririe	19.62



200 Meter Dash

1	Ellen Rouse	11	Orofino	25.54
2	Zandrea Nelson	11	Valley	25.74
3	Jamie Haddock	10	Potlatch	26.88
4	Christina Colvin	11	New Plymouth	26.95
5	Lindzee Thompson	10	Malad	27.02
6	Katie Brinkerhoff	10	Melba	27.11
7	JaniLynn DeGroot	11	Cole Valley	27.73
8	Chelsea Skinner	12	Soda Springs	28.21



300 Meter Hurdles

1	Laura Pridgen	10	Nampa Christian	46.90
2	Kayla McMurray	9	Soda Springs	48.60
3	Jaci Lancaster	10	Wendell	49.56
4	Karen O'Brien	10	Aberdeen	49.83
5	Janelle Garcia	10	Kamiah	50.57
6	Ashley McGowan	10	Challis	50.57
7	McKenzy Abbott	11	Ririe	51.95
8	Linsey Sullivan	9	Grangeville	54.26



400 Meter Dash

1	Zandrea Nelson	11	Valley	58.55
2	Kaitlin Troost	10	Nampa Christian	1:00.06
3	Leah Hiebert	12	Grangeville	1:00.49
4	Abbie Beutler	11	West Side	1:01.20
5	Jamie Haddock	10	Potlatch	1:01.89
6	Shelby Cash	10	Kamiah	1:03.10
7	Nani Pearce	10	New Plymouth	1:03.37
8	Jordan Schwendiman	9	Ririe	1:04.12



4x100 Meter Relay

1	Nampa Christian	51.86
2	Cole Valley Christian	52.05
3	Kamiah	52.12
4	Grangeville	52.14
5	West Side	52.25
6	Malad	53.72
7	Butte County	54.04
8	Valley	54.91




800 Meter Run

1	Jaclyn Puga	12	Nampa Christian	2:17.28
2	Laken Skidmore	11	West Jefferson	2:20.38
3	Leah Hiebert	12	Grangeville	2:23.10
4	Keeley McKinnon	10	Firth	2:24.68
5	Stephanie Helm	12	Challis	2:27.62
6	Krystal Carter	10	Orofino	2:29.49
7	Rachelle Ramirez	10	Melba	2:32.46
8	Andra Holdaway	11	West Jefferson	2:33.47



4x200 Meter Relay

1	Nampa Christian	1:48.28
2	Grangeville	1:51.08
3	West Side	1:51.09
4	Firth	1:52.39
5	Butte County	1:54.68
6	Ririe	1:54.91
7	Valley	1:55.35
8	Grace	1:59.09



1600 Meter Run

1	Jaclyn Puga	12	Nampa Christian	5:15.66
2	Laken Skidmore	11	West Jefferson	5:16.91
3	Stephanie Helm	12	Challis	5:23.24
4	Andra Holdaway	11	West Jefferson	5:32.62
5	Kendra Loeber	12	Grangeville	5:33.17
6	Amy Watkins	10	Melba	5:44.06
7	Haiden Siepert	12	Soda Springs	5:44.10
8	Megan Oberst	11	Nampa Christian	5:46.66



4x400 Meter Relay

1	Nampa Christian	4:09.13
2	Kamiah	4:15.56
3	Grangeville	4:15.61
4	Firth	4:16.23
5	Valley	4:19.34
6	Soda Springs	4:19.43
7	Ririe	4:21.07
8	Melba	4:27.84



3200 Meter Run

1	Laken Skidmore	11	West Jefferson	11:18.20
2	Stephanie Helm	12	Challis	11:25.36
3	Andra Holdaway	11	West Jefferson	12:00.00
4	Kendra Loeber	12	Grangeville	12:07.87
5	Haiden Siepert	12	Soda Springs	12:15.43
6	Bailee Siepert	9	Soda Springs	12:28.67
7	Rachel Bowman	10	Soda Springs	12:30.36
8	Amy Watkins	10	Melba	12:31.41



800 Sprint Medley

1	Grangeville	1:52.05
2	Firth	1:53.75
3	West Side	1:54.58
4	Soda Springs	1:56.23
5	Malad	1:59.33
6	Nampa Christian	2:00.87
7	Grace	2:00.94
8	Valley	2:02.51

2A Girls' Winners, continued

High Jump

1	Kaycee Brunel	10	Nampa Christian	5-04.00
2	Savanna Silcock	12	Butte County	5-02.00
3	Lauren Burnside	10	New Plymouth	5-00.00
4	Piper Lemmon	10	West Side	4-10.00
4	Nani Pearce	10	New Plymouth	4-10.00
4	Cyndee Sommers	11	Ririe	4-10.00
7	Tarnigan Neibaur	10	Grace	4-08.00
7	Ashley Stucky	10	Ririe	4-08.00
7	Molly Eimers	9	Grangeville	4-08.00



Triple Jump

1	Laura Pridgen	10	Nampa Christian	35-08.25
2	Savanna Silcock	12	Butte County	35-02.00
3	Chelsea Lundgren	9	Orofino	34-08.50
4	Oakley Burtenshaw	10	West Jefferson	32-11.75
5	Erica Cox	12	Parma	32-10.75
6	Jaci Lancaster	10	Wendell	32-09.00
7	Kelsie Keller	10	West Side	J32-09.00
8	Marianne Schiess	11	Firth	32-07.00



Pole Vault

1	Chelsea Barr	10	Nampa Christian	*11-07.00
2	Genie Coats	12	Melba	10-00.00
3	Emily Romero	12	Melba	9-06.00
4	Katelynn Wilson	11	Firth	J8-06.00
4	Alexis Rembelski	12	Challis	J8-06.00
6	Ashley McGowan	10	Challis	J8-06.00
7	Whitney Asbury	10	Parma	J8-06.00
8	Lacey Gilmer	12	Soda Springs	8-06.00



Shot Put

1	Ellen Rouse	11	Orofino	37-07.00
2	Morgon VanderEsch	11	Grangeville	36-02.00
3	Crystal Martin	10	Challis	33-00.00
4	Caitlin Cullen	10	Parma	32-10.00
5	Andrea VanderWoude	10	Nampa Christian	32-06.00
6	Cyri Dixon	12	Ririe	32-05.00
7	Micahlyn Jolley	9	Firth	32-00.00
8	Katie Hall	10	Valley	31-11.50



Long Jump

1	Ondrea Palmer	11	Potlatch	16-06.75
2	Kaitlin Troost	10	Nampa Christian	16-06.50
3	Savanna Silcock	12	Butte County	16-02.50
4	Kelsie Keller	10	West Side	16-01.75
5	Cassidee Langston	12	Kamiah	15-11.00
6	Kaycee Brunel	10	Nampa Christian	15-10.00
7	Jaci Lancaster	10	Wendell	15-09.00
8	Chelsea Lundgren	9	Orofino	15-06.75



Discus Throw

1	Ellen Rouse	11	Orofino	124-09
2	Erica Cox	12	Parma	117-06
3	Amber Bowers	10	Wendell	113-07
4	Breanne Baird	12	Kamiah	108-10
5	Holly Heller	11	Marsing	104-08
6	Cyri Dixon	12	Ririe	102-02
7	Kristen Garlie	10	Challis	96-10
8	Katie Hall	10	Valley	81-08



* New 2A record

2A Boys' Winners

100 Meter Dash

1	Taigan Neibaur	12	Grace	11.27
2	Derek Calaway	12	West Jefferson	11.45
3	Eric Noblitt	10	Parma	11.51
4	Jesse Jordan	12	New Plymouth	11.54
5	Cole Griffith	11	Ririe	11.58
6	Micah McMurry	11	New Plymouth	11.58
7	Jesus Rodriguez	11	Glenns Ferry	11.58
8	Brock Bridges	11	Ririe	11.65



800 Meter Run

1	Blake Skidmore	12	West Jefferson	1:58.28
2	Kurt Ward	11	Firth	1:59.11
3	Kyle Rosenkrance	12	Firth	2:00.49
4	Kevin Hake	12	Grangeville	2:00.71
5	Andrew VanderWoude	12	Nampa Christian	2:01.66
6	Garrett Traugher	11	Butte County	2:02.24
7	Jason Brough	12	Glenns Ferry	2:02.32
8	Darren McKinnon	12	Firth	2:05.02



200 Meter Dash

1	Taigan Neibaur	12	Grace	22.69
2	Derek Calaway	12	West Jefferson	22.75
3	Jesse Sorensen	11	Firth	22.85
4	Mitch Simmonds	10	Cole Valley	22.93
5	Dalton Koplin	10	Parma	23.12
6	Jesse Jordan	12	New Plymouth	23.25
7	Jesus Rodriguez	11	Glenns Ferry	23.81
8	Eric Noblitt	10	Parma	24.02




1600 Meter Run

1	Blake Skidmore	12	West Jefferson	4:34.67
2	Bracken Williams	11	Firth	4:34.74
3	Zeke Wilson	11	Challis	4:36.67
4	Jason Towery	11	Nampa Christian	4:37.36
5	Robin Bullcreek	12	Malad	4:41.84
6	Eric Christensen	12	Firth	4:42.72
7	Drew Povey	10	West Side	4:43.19
8	Skyler Stotts	12	Soda Springs	4:46.04



400 Meter Dash

1	Jesse Sorensen	11	Firth	50.50
2	Taigan Neibaur	12	Grace	51.13
3	Cole Griffith	11	Ririe	51.64
4	David Bingham	11	West Side	51.87
5	Tommy Hickey	12	Nampa Christian	51.90
6	Dalton Koplin	10	Parma	53.08
7	Weston Mitchell	11	Firth	54.12
8	Dillon Lenius	11	Potlatch	55.21




3200 Meter Run

1	Blake Skidmore	12	West Jefferson	9:57.29
2	Bracken Williams	11	Firth	10:02.59
3	Zeke Wilson	11	Challis	10:03.35
4	Skyler Stotts	12	Soda Springs	10:11.07
5	Jason Towery	11	Nampa Christian	10:12.48
6	Tony Brown	12	Soda Springs	10:19.04
7	Devin Peterson	12	Firth	10:21.91
8	Robin Bullcreek	12	Malad	10:32.24
9	Justin Firth	11	Malad	10:47.86



2A Boys' Winners, continued




110 Meter Hurdles

1	Mitch Simmonds	10	Cole Valley	15.18
2	CJ Krei	12	Orofino	15.45
3	Matt Arendse	11	Nampa Christian	15.52
4	Charles Hopkins	12	Firth	15.75
5	Jordon McMurray	11	Soda Springs	15.80
6	Andrew VanderWoude	12	Nampa Christian	16.37
7	Nathan Struhs	10	Orofino	16.90
8	Andrew McCombs	12	Aberdeen	17.53



High Jump

1	James Nederend	10	Nampa Christian	6-02.00
2	Andrew McCombs	12	Aberdeen	J6-02.00
3	Nathan Struhs	10	Orofino	6-00.00
4	CJ Krei	12	Orofino	J6-00.00
5	Scott Reed	11	Ririe	J6-00.00
5	Derek Calaway	12	West Jefferson	J6-00.00
7	Steven Hulse	12	West Jefferson	5-10.00
7	Nathan Ormond	9	Wendell	5-10.00
7	James Carrillo	12	Wendell	5-10.00
7	Matt Reed	11	Ririe	5-10.00



300 Meter Hurdles

1	Mitch Simmonds	10	Cole Valley	40.28
2	Brad Popoff	12	Orofino	41.09
3	Matt Ivic	12	Firth	41.40
4	Matt Arendse	11	Nampa Christian	42.04
5	Jordon McMurray	11	Soda Springs	42.16
6	Andrew VanderWoude	12	Nampa Christian	43.17
7	T.J. Williams	12	Butte County	43.18
—	Charles Hopkins	12	Firth	DQ



Pole Vault

1	Charles Hopkins	12	Firth	14-00.00
2	Philip Hamilton	12	Nampa Christian	J14-00.00
3	Kaden Piva	11	Challis	12-06.00
4	Colt Summers	12	Ririe	J12-06.00
4	Jerrod Portman	12	Orofino	J12-06.00
6	Taylor Hopkins	11	Firth	12-00.00
7	Drew Erickson	12	Soda Springs	J12-00.00
8	Luke Harper	11	Kamiah	J12-00.00




4x100 Meter Relay

1	Nampa Christian	44.87
2	Ririe	45.12
3	Orofino	45.51
4	Parma	45.54
5	New Plymouth	45.80
6	Firth	46.00
7	West Side	46.24
8	Glenns Ferry	46.82



Long Jump

1	Charles Hopkins	12	Firth	22-03.25
2	Derek Calaway	12	West Jefferson	20-06.25
3	Bryson Strupp	12	Soda Springs	20-04.75
4	Devin Crane	12	Challis	20-04.00
5	Cody Wohlschlegel	12	North Fremont	19-10.75
6	Jesse White	12	West Side	19-10.50
7	Jason Lorentz	10	Grangeville	19-05.00
8	Michael Siegersma	10	Nampa Christian	19-03.00



4x200 Meter Relay

1	Nampa Christian	1:32.25
2	Firth	1:33.18
3	Ririe	1:34.33
4	Soda Springs	1:35.26
5	Orofino	1:35.59
6	West Side	1:35.89
7	Grace	1:36.05
8	Wendell	1:38.19



Triple Jump

1	Kody Cochrell	12	Orofino	44-05.00
2	James Carrillo	12	Wendell	43-08.25
3	Devin Crane	12	Challis	43-07.00
4	Brad Popoff	12	Orofino	42-08.50
5	Bryson Strupp	12	Soda Springs	42-03.00
6	Nick Hardy	12	Grace	39-06.00
7	Scott Reed	11	Ririe	39-03.50
8	Alex Harrison	10	Grace	39-00.50




4x400 Meter Relay

1	Firth	3:30.91
2	Nampa Christian	3:31.17
3	Ririe	3:35.25
4	Soda Springs	3:36.68
5	West Side	3:39.67
6	Grangeville	3:40.05
7	Valley	3:44.36
8	North Fremont	3:44.50



Shot Put

1	Blake VanEtten	11	Butte County	54-07.00
2	Tyler Brooks	12	Orofino	51-11.50
3	Shawn Ellsworth	12	Firth	51-08.00
4	Doug Schlader	12	Kamiah	50-04.00
5	Tyson Heller	9	Marsing	46-06.00
6	Colter Reeves	10	Firth	44-09.00
7	Joe Lage	12	Wendell	43-00.25
8	Doug Williams	11	Orofino	42-05.00



1600 Sprint Medley

1	Firth	3:39.50
2	Grangeville	3:42.25
3	West Side	3:42.96
4	Nampa Christian	3:43.61
5	New Plymouth	3:44.08
6	Glenns Ferry	3:44.35
7	North Fremont	3:48.57
8	Ririe	3:50.03



Discus Throw

1	Blake VanEtten	11	Butte County	158-02
2	Daniel Reeves	11	Firth	143-08
3	Doug Schlader	12	Kamiah	141-02
4	Colter Reeves	10	Firth	140-03
5	Jake Meyer	12	Grangeville	139-05
6	Ben Annen	11	Orofino	134-06
7	Tyson Heller	9	Marsing	133-07
8	Darren McKinnon	12	Firth	131-05

1A Girls' Winners

100 Meter Dash

1	Shantay Hall	12	North Gem	12.86
2	Nicole Nida	12	Prairie	12.99
3	Dominique Billingslea	9	Coeur d'Alene Charter	13.02
4	Jessica Case	10	Troy	13.09
5	Hannah Nyrop	11	Kootenai	13.24
6	Nicole Harper	11	Raft River	13.28
7	Tanasha Smith	9	Troy	13.39
8	Rachel Sheldon	10	Greenleaf Friends	13.44



100 Meter Hurdles

1	Bailey Hewitt	10	Clark Fork	16.12
2	Misha Tumova	11	Mullan	16.68
3	Cody Riggers	12	Lapwai	17.01
4	Tabitha Sonnen	12	Prairie	17.04
5	Erika Tillotson	12	Mackay	17.13
6	Nellie McGlashen	11	Cascade	17.35
7	Jasmyn Bennett	12	Cascade	17.76
8	Kalee Kinyon	12	Genesee	18.30



200 Meter Dash

1	Nicole Nida	12	Prairie	26.39
2	Shantay Hall	12	North Gem	26.68
3	Dominique Billingslea	9	Coeur d'Alene Charter	26.92
4	Heidi Ronningen	11	Coeur d'Alene Charter	27.09
5	Kelsey Kinzer	11	Genesee	27.20
6	Nicole Harper	11	Raft River	27.27
7	Whitney Holtman	9	Raft River	27.71
8	Lindsey Peterson	10	Camas County	28.20



300 Meter Hurdles

1	Bailey Hewitt	10	Clark Fork	48.13
2	Cassandra Funke	11	Deary	48.85
3	Nellie McGlashen	11	Cascade	48.93
4	Jessica Baskett	10	Nezperce	48.99
5	Erika Tillotson	12	Mackay	51.07
6	Hailey Gregory	10	Camas County	51.39
7	Dulce Beltran	9	Deary	51.70
8	Krista Allen	10	Richfield	51.95



400 Meter Dash

1	Nicole Nida	12	Prairie	1:00.51
2	Elizabeth Stadley	9	Coeur d'Alene Charter	1:00.56
3	Chelsey Leighton	10	Lapwai	1:01.83
4	Whitney Holtman	9	Raft River	1:02.15
5	Heidi Ronningen	11	Coeur d'Alene Charter	1:02.57
6	Jessica Duran	10	Horseshoe Bend	1:02.71
7	Sharsti Goff	10	Horseshoe Bend	1:02.85
8	Danielle Kleint	10	Cascade	1:06.76



4x100 Meter Relay

1	Prairie	52.15
2	Raft River	52.15
3	Mackay	52.38
4	Horseshoe Bend	52.53
5	Troy	52.87
6	Coeur d'Alene Charter	53.22
7	Camas County	54.10
8	Cascade	54.76



800 Meter Run

1	Annie Kane	10	Lapwai	2:25.94
2	Nakia Norman	9	Dietrich	2:27.22
3	Hannah Valerio	9	Mullan	2:27.33
4	Sienna Benton	11	Prairie	2:27.76
5	Shantay Hall	12	North Gem	2:28.83
6	Tammy Parker	10	Greenleaf Friends	2:30.29
7	Lacey Kniep	9	Shoshone	2:30.67
8	Jordan Udy	11	Genesee	2:32.39



4x200 Meter Relay

1	Coeur d'Alene Charter	*1:49.54
2	Lapwai	1:51.25
3	Raft River	1:51.78
4	Troy	1:53.37
5	Richfield	1:55.65
6	Rockland	1:57.45
7	Horseshoe Bend	2:00.55
8	Council	2:06.10



1600 Meter Run

1	Nakia Norman	9	Dietrich	5:37.99
2	Taylor Astle	9	Shoshone	5:40.01
3	Kristine Smith	12	Meadows Valley	5:42.32
4	Sienna Benton	11	Prairie	5:48.78
5	Kelsie Eggers	12	Deary	5:51.33
6	Alyssa Kimm	9	Coeur d'Alene Charter	5:53.91
7	Beth Bailey	12	Troy	5:56.37
8	Annette Medley	12	Timberline-W	5:58.04



4x400 Meter Relay

1	Lapwai	4:13.21
2	Coeur d'Alene Charter	4:19.31
3	Genesee	4:22.68
4	Greenleaf Friends	4:31.60
5	Raft River	4:33.83
6	Carey	4:37.07
7	Horseshoe Bend	4:49.84
8	North Gem	4:53.54




3200 Meter Run

1	Taylor Astle	9	Shoshone	12:19.97
2	Kristine Smith	12	Meadows Valley	12:22.54
3	Kelsie Eggers	12	Deary	12:50.22
4	Chelsey Luna	12	Timberline-W	12:56.56
5	Alyssa Kimm	9	Coeur d'Alene Charter	13:05.57
6	Beth Bailey	12	Troy	13:09.88
7	Bridget Schwenne	12	Genesee	13:17.53
8	Annette Medley	12	Timberline-W	13:22.29



800 Sprint Medley


1	Lapwai	1:55.13
2	Horseshoe Bend	1:55.57
3	Genesee	1:58.14
4	Raft River	1:59.83
5	Kootenai	2:00.15
6	Greenleaf Friends	2:00.54
7	Rockland	2:01.09
8	Camas County	2:01.78



* New 1A Record

state track individual champions

1A Girls' Winners, continued



High Jump

1	Sasha Reuben	11	Lapwai	5-02.00
2	Kendra Willms	12	Kootenai	4-10.00
3	Cecilie Olsen	11	Cambridge	J4-10.00
3	Andrea Ramsey	10	Lapwai	J4-10.00
3	Cassandra Funke	11	Deary	J4-10.00
6	Anna Cantrell	9	Rimrock	J4-10.00
7	CeAnn Carpenter	9	Raft River	4-08.00
7	Challis Boll	11	Cambridge	4-08.00



Triple Jump

1	Sydney McKelvey	12	Mackay	34-01.00
2	Morgan Hubsmith	11	Richfield	J34-01.00
3	Sabrina Ewing	9	Coeur d'Alene Charter	33-07.75
4	Elayne Tucker	12	Garden Valley	33-05.50
5	Juliana Sobczyk	11	Genesee	32-09.75
6	Angela Kent	12	Richfield	31-11.25
7	Julia Bokma	12	Lighthouse	31-09.75
8	Tabitha Sonnen	12	Prairie	31-07.75



Pole Vault

1	Nellie McGlashen	11	Cascade	9-10.00
2	Stefanie Blackburn	12	Kootenai	8-03.00
2	Cody Riggers	12	Lapwai	8-03.00
4	Melissa Basey	10	Cascade	J8-03.00
5	Elena Thompson	9	Kendrick	J8-03.00
6	Stephanie Keller	9	Lapwai	7-09.00
7	Kendra Willms	12	Kootenai	J7-09.00
8	Melissa Jones	9	Raft River	7-03.00




Shot Put

1	Kaylee Uhlenkott	10	Prairie	39-02.50
2	Cynda Lloyd	12	Meadows Valley	34-08.50
3	Melinda Mizer	12	Nezperce	33-05.00
4	Rian Miller	10	Lakeside	33-04.00
5	Danielle Scott	12	Nezperce	32-08.50
6	Charlene Duman	12	Prairie	32-06.50
7	Megan Fox	11	Greenleaf Friends	31-10.50
8	Paulina Ormsby	11	Salmon River	31-10.00



Long Jump

1	Shantay Hall	12	North Gem	16-08.25
2	Morgan Hubsmith	11	Richfield	16-03.50
3	Sydney McKelvey	12	Mackay	15-11.50
4	Elayne Tucker	12	Garden Valley	15-11.25
5	Juliana Sobczyk	11	Genesee	15-08.75
6	Sabrina Ewing	9	Coeur d'Alene Charter	15-07.75
7	Jessica Case	10	Troy	15-07.50
8	Nellie McGlashen	11	Cascade	14-10.00



Discus Throw

1	Katie Huddleston	12	Timberline-W	108-03
2	Melinda Mizer	12	Nezperce	106-11
3	Kaylee Uhlenkott	10	Prairie	105-04
4	Kristen Shuff	11	Leadore	103-00
5	Rian Miller	10	Lakeside	102-02
6	Charlene Duman	12	Prairie	102-00
7	Crystal Black	11	Clark County	98-10
8	Shandi McKee	9	Cambridge	90-03

1A Boys' Winners




100 Meter Dash

1	TJ McDaid	10	Meadows Valley	11.35
2	Scott Askew	12	North Gem	11.38
3	Curtis Clagg	11	Council	11.43
4	Ben McLam	11	Camas County	11.49
5	Jaren Stoddard	10	Dietrich	11.50
6	Seth Gray	11	Mullan	11.54
7	Mark Weller	11	Coeur d'Alene Charter	11.58
8	Anthony Pitman	11	Dietrich	11.67




800 Meter Run

1	Jeffrey Roy	12	Genesee	1:59.94
2	Scott Perron	10	Dietrich	2:01.69
3	Paul Moughamian	12	Idaho City	2:04.12
4	Jonathan Dalton	11	Deary	2:04.26
5	Brad Killmar	12	Nezperce	2:04.44
6	Matthew Choate	12	Greenleaf Friends	2:04.88
7	Jeric Vinson	12	Horseshoe Bend	2:05.59
8	Jake Turnbull	12	Cambridge	2:06.16



200 Meter Dash

1	Mark Weller	11	Coeur d'Alene Charter	23.03
2	Omar Bernal	12	Oakley	23.24
3	Nick Garrison	10	Troy	23.29
4	Anthony Beskoon	11	Cascade	23.50
5	Earl Mehraban	12	Lighthouse Christian	23.64
6	Curtis Clagg	11	Council	23.65
7	Scott Askew	12	North Gem	23.74
8	Danny Hill	12	Castleford	23.74




1600 Meter Run

1	Jonathan Dalton	11	Deary	4:39.72
2	Scott Perron	10	Dietrich	4:40.14
3	Jason Brown	12	Hagerman	4:42.13
4	Blake Whitby	11	Carey	4:45.00
5	Luke Hetrick	11	Greenleaf Friends	4:45.96
6	Kade Peterson	11	Carey	4:46.98
7	Jacob Redford	12	Troy	4:49.69
8	Eric Gillette	11	Lighthouse Christian	4:50.12



400 Meter Dash

1	Mark Weller	11	Coeur d'Alene Charter	51.37
2	Danny Hill	12	Castleford	51.87
3	Jaren Stoddard	10	Dietrich	52.52
4	Levi Eaton	12	Lighthouse Christian	52.66
5	Jack Lee	12	Genesee	53.14
6	Donnie Hazzard	9	Idaho City	53.80
7	Clark Baldus	11	Nezperce	54.44
8	Ian Archibald	11	Oakley	55.36



3200 Meter Run

1	Jeffrey Roy	12	Genesee	9:58.11
2	Jonathan Dalton	11	Deary	10:00.48
3	Blake Whitby	11	Carey	10:03.73
4	Jason Brown	12	Hagerman	10:03.74
5	Luke Hetrick	11	Greenleaf Friends	10:18.65
6	Ryan Kingsland	10	Oakley	10:20.99
7	Kade Peterson	11	Carey	10:29.03
8	Jake Turnbull	12	Cambridge	10:32.51

1A Boys' Winners, continued




110 Meter Hurdles

1	Anthony Beskoon	11	Cascade	15.35
2	Mark Pankratz	11	Kootenai	16.09
3	Chase Lee	12	Camas County	16.11
4	Jaime Delgado	12	Murtaugh	16.23
5	Jared Coursey	12	Highland-C	16.28
6	Chris Bulcher	11	Lighthouse Christian	16.63
7	Ace Jones	12	Raft River	16.91
8	Justin Keller	12	Lapwai	18.28



High Jump

1	Chris Bulcher	11	Lighthouse	6-04.00
2	Anthony Beskoon	11	Cascade	6-02.00
3	Nick Garrison	10	Troy	6-00.00
4	Daniel Carlson	10	Genesee	J6-00.00
5	Justin Keller	12	Lapwai	J6-00.00
6	Mitchel Hall	10	North Gem	5-10.00
6	Josh Greenwell	11	Oakley	5-10.00
6	Chase Lee	12	Camas County	5-10.00
6	Cody Powers	12	Raft River	5-10.00




300 Meter Hurdles

1	Anthony Beskoon	11	Cascade	40.29
2	Ace Jones	12	Raft River	42.14
3	Justin Keller	12	Lapwai	42.70
4	Josh Greenwell	11	Oakley	42.71
5	Cody Baird	12	Carey	42.98
6	Jared Coursey	11	Highland-C	43.33
7	Tom Raybell	11	Coeur d'Alene Charter	44.12
8	James Carlson	12	Carey	45.15



Pole Vault

1	Reagan Ward	12	Raft River	12-06.00
1	Ace Jones	12	Raft River	J12-06.00
3	Nathan Kimmel	12	Cascade	12-00.00
3	Justin Keller	12	Lapwai	J12-00.00
5	Jonathan Paul	9	Clearwater Valley	11-00.00
5	Cody Parker	10	Kootenai	11-00.00
7	Bruno Mayne	10	Kootenai	J11-00.00
8	Taylor Wallace	11	Kootenai	10-06.00



4x100 Meter Relay

1	Oakley	45.74
2	Raft River	45.94
3	Carey	46.23
4	Salmon River	46.26
5	Deary	47.18
6	Horseshoe Bend	47.22
7	North Gem	48.33
8	Timberline-W	48.44



Long Jump

1	TJ McDaid	10	Meadows Valley	20-09.25
2	Reagan Ward	12	Raft River	20-07.75
3	Nathan Shepherd	12	Horseshoe Bend	20-04.25
4	Jake Lagle	10	Hagerman	19-04.50
5	Dustin Rinker	9	Salmon River	19-04.25
6	Tom Norris	11	Wallace	19-03.00
7	Wyatt Yates	12	Council	19-02.25
8	Nick Caron	12	Wallace	19-00.00




4x200 Meter Relay

1	Lighthouse Christian	1:34.58
2	Genesee	1:35.36
3	Salmon River	1:36.78
4	Nezperce	1:36.92
5	Idaho City	1:38.36
6	Raft River	1:38.93
7	Rockland	1:39.45
—	Timberline-W	DQ



Triple Jump

1	Reagan Ward	12	Raft River	*44-02.00
2	Jake Lagle	10	Hagerman	42-00.00
3	Tom Norris	11	Wallace	40-11.75
4	Zach Shull	12	Shoshone	40-04.25
5	Nick Caron	12	Wallace	40-02.50
6	Stephen Campbell	12	Rimrock	39-11.25
7	TJ Parsons	12	Genesee	39-06.25
8	Trevor Dalin	12	Camas County	39-05.00



4x400 Meter Relay

1	Lighthouse Christian	3:35.07
2	Nezperce	3:36.54
3	Coeur d'Alene Charter	3:37.63
4	Carey	3:38.09
5	Greenleaf Friends	3:43.19
6	Timberline-W	3:45.96
7	North Gem	3:47.62
8	Horseshoe Bend	3:49.28




Shot Put

1	JD Riener	12	Prairie	52-02.75
2	Jake Mann	12	Salmon River	49-03.25
3	Brock Heath	11	Highland-C	47-11.50
4	D.J. Estrada	12	Castleford	43-04.00
5	Tyler McFarlain	11	Idaho City	42-05.00
6	Holden McKee	11	Cambridge	42-03.00
7	Todd Zollinger	12	Raft River	41-05.75
8	Ed Hernandez	12	Castleford	41-01.50



1600 Sprint Medley

1	Genesee	*3:40.52
2	Dietrich	3:43.71
3	Nezperce	3:45.28
4	Troy	3:49.69
5	Rockland	3:51.42
6	Greenleaf Friends	3:51.81
7	Cambridge	3:57.94
—	Carey	FS



Discus Throw

1	Devin Pearson	12	Mackay	151-03
2	JD Riener	12	Prairie	147-06
3	Matt Brunelle	12	Lapwai	145-00
4	Brodee Boden	12	Raft River	140-01
5	Jake Mann	12	Salmon River	139-03
6	Brock Heath	11	Highland-C	136-06
7	Holden McKee	11	Cambridge	129-10
8	Seth Thomason	11	Highland-C	123-04

* New 1A Record

5A: Lewiston Golf & Country Club — May 14-15, 2007

Boys' Medalist

Colton Carbol Highland 143

Girls' Medalist

Carissa Simmons Timberline 151

	Boys	Score	Coach
1st	Twin Falls	592	Mike Hamblin
2nd	Coeur d'Alene	601	Bryan Duncan
3rd	Eagle	602	Jeff Dunn
4th	Centennial	627	Ken Spraker

	Girls	Score	Coach
	Twin Falls	649	Mike Hamblin
	Timberline	679	Todd Simpson
	Caldwell	736	Shay Swan
	Lewiston	743	Gregg MacMillan

4A: University of Idaho Golf Course, Moscow — May 14-15, 2007

Boys' Medalist

Chris Williams Moscow 137

Girls' Medalist

Katie Skinner Bishop Kelly 155

	Boys	Score	Coach
1st	Pocatello	621	Greg Evans
2nd	Century	641	Paul Chase
3rd	Middleton	648	Art Doo
4th	Moscow	652	Ken Jordan

	Girls	Score	Coach
	Bishop Kelly	645	Larry Crump
	Jerome	759	Rick Burke
	Hillcrest	773	Don Baldwin
	Moscow	792	Ken Jordan

3A: Prairie Falls Golf Club, Post Falls— May 14-15, 2007

Boys' Medalist

Tanner Higham Shelley 143

Girls' Medalist

Sheryl Bitter Shelley 171

	Boys	Score	Coach
1st	Shelley	605	Quinn Twiggs
2nd	Salmon	625	Dave Wheeler
3rd	Fruitland	648	Henry Baladez
4th	Filer	660	Dennis Mai

	Girls	Score	Coach
	Shelley	737	Quinn Twiggs
	Weiser	815	Jon Lundberg
	Kellogg	852	Simon Miller
	Declo	861	Lynn Payne

2A: Orofino Golf & Country Club— May 14-15, 2007

Boys' Medalist

Zach Dekruyf Magic Valley Christian 683

Girls' Medalist

Jaci Lancaster Wendell 164

	Boys	Score	Coach
1st	Nampa Christian	685	Kyle Berkson
2nd	Soda Springs	686	Max Hemmert
3rd	Wallace	689	Ron Barker
4th	Aberdeen	718	Jon Wilson

	Girls	Score	Coach
	Wendell	831	Steve Matthews
	Nampa Christian	876	Kyle Berkson
	Wallace	918	Ron Barker
	Orofino	936	Randy Herman

May 16 - 17, 2007

5A - Boise Racquet & Swim Club

Team Champions	Coach
1st Capital	Tom Campbell
2nd Mountain View	Dane Roy
3rd Boise	Tommy Buford
4th Centennial	Marian DeWane

Boys Singles

1st Andrew Brown	Capital
2nd Brelin Powell	Capital
3rd Byron Grey	Lake City
4th Eric Schuler	Mountain View

Girls Singles

1st Amy Bettis	Boise
2nd Brittiny Moore	Mountain View
3rd Rye Hewett	Lewiston
4th Amanda Pham	Eagle

Boys Doubles

1st Dan Buckingham / Tyler Oram	Centennial
2nd Trevor Collette / Josh West	Idaho Falls
3rd Kenny Mitchell / Alex Wong	Mountain View
4th Eddy Kogan / Greg Myers	Timberline

Girls Doubles

1st Courtney Sparks / Fiona Mok	Boise
2nd Kim Warwick / Michelle Warwick	Mountain View
3rd Erin Warwick / DeJia Morrell	Centennial
4th Annie Hartvigsen / Diana Nygren	Madison

Fixed Doubles

1st Katie Stauffer / Nick Petterson	Capital
2nd Rilee Moorhead / Ross Morrell	Centennial
3rd Chelsea Patton / Tom Lee	Boise
4th Callie Wong / Brad Perkins	Mountain View

4A - Vallivue High School

Team Champions	Coach
1st Bishop Kelly	John Armstrong
2nd Hillcrest	Doug Anderson
3rd Century	Nyla Kress
4th Sandpoint	Jane Rockwell

Boys Singles

1st Matt Schaff	Bishop Kelly
2nd Stephen Kwaitkoski	Moscow
3rd James Weber	Hillcrest
4th Tom Delahanty	Century

Girls Singles

1st Brooke Sailer	Hillcrest
2nd Kassie Seger	Bishop Kelly
3rd Abby Helander	Sandpoint
4th Liz Anderson	Century

Boys Doubles

1st Dax Greener / Kolby Carpenter	Burley
2nd Tommy Harrison / Blaine Massey	Bishop Kelly
3rd Tom Whitt / Jordan Helvie	Bishop Kelly
4th Jesse Salmon / Tyler Wood	Hillcrest

Girls Doubles

1st Olivia Weitz / Claire Fischer	Bishop Kelly
2nd Beth Ann Baker / Kallie Ball	Hillcrest
3rd Jill Thueson / Olivia Weber	Hillcrest
4th Brittany Goodell / Madeline Woodhouse	Pocatello

Mixed Doubles

1st Whitney DeBree / Cory Rutowski	Wood River
2nd Krystle Maples / Chester Kener	Century
3rd Piper Wahlin / Adam Durfee	Sandpoint
4th Markie Jefferis / Ross Matssuura	Blackfoot

3A - Fort Boise Community Center

Team Champions	Coach
1st Parma	Jesse Eddy
2nd Community School	Phil Huss
3rd Weiser	Mike Carpenter
4th Clark Fork	Lisa Allen

Boys Singles

1st Bryant Timmons	Parma
2nd Josh Myers	Homedale
3rd Adriel Apter	Valley
4th Travis Stone	Community School

Girls Singles

1st Kali Roche	Parma
2nd Rayna Allen	Clark Fork
3rd Amanda Alexander	Community School
4th Cody Curran	Community School

Boys Doubles

1st Alex Tembelski / Johnny Hullinger	Weiser
2nd Hal Nielsen / Clinton Jacks	Parma
3rd Peter Atkinson / Tanner Flanigan	Community School
4th Mike Martin / Thomas McMahon	Clark Fork

Girls Doubles


1st Logan Smyser / McKenzie Timmons	Parma
2nd Kasey Gibbs / Natalie Wilkins	Weiser
3rd Rachel Bratton / Bridgette Tuenissen	Fruitland
4th Grayson Palmer / Courtney Hamilton	Community School

Mixed Doubles

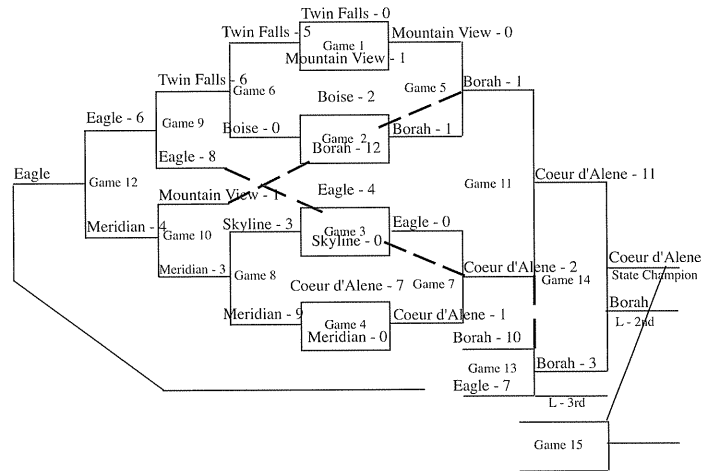
1st Alison Fetter / Derke Bradshaw	Parma
2nd Katelyn Thueson / Greg Grant	Sugar-Salem
3rd Samantha Frazier / Terrell Timmons	Parma
4th Carlei Beck / Jordan Kerr	Fruitland

state softball champions

5A: May 17 - 19, 2007
Post Falls High School



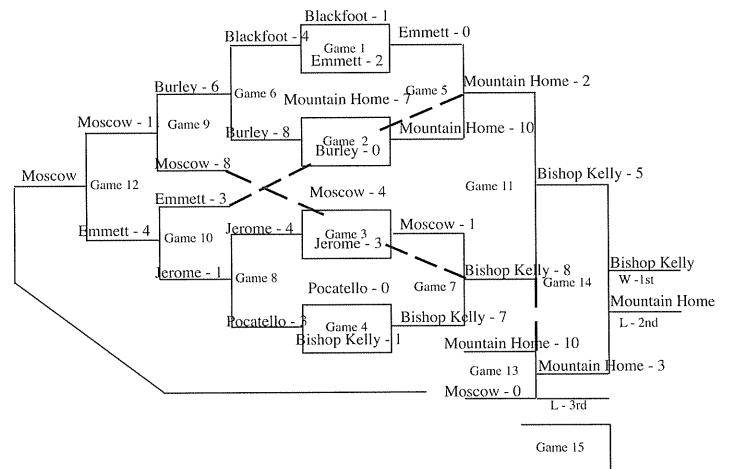
Coeur d'Alene High School



4A: May 17 - 19, 2007
Ramsey Park, Coeur d'Alene



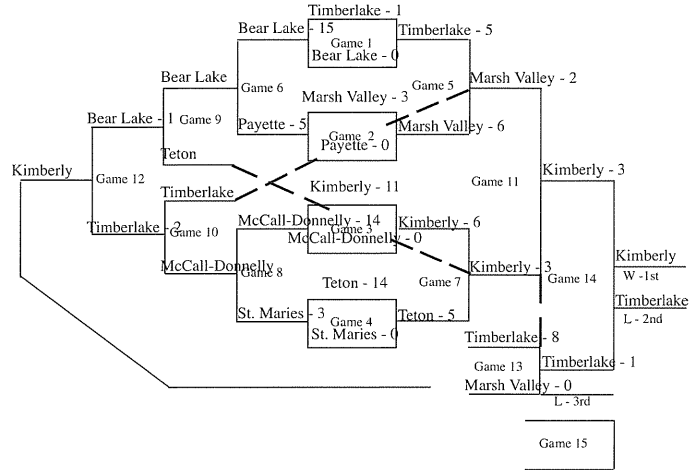
Bishop Kelly High School




3A: May 17 - 19, 2007
Ward Field, Pocatello



Kimberly High School



2A: May 17 - 19, 2007
Homedale High School



Melba High School

